

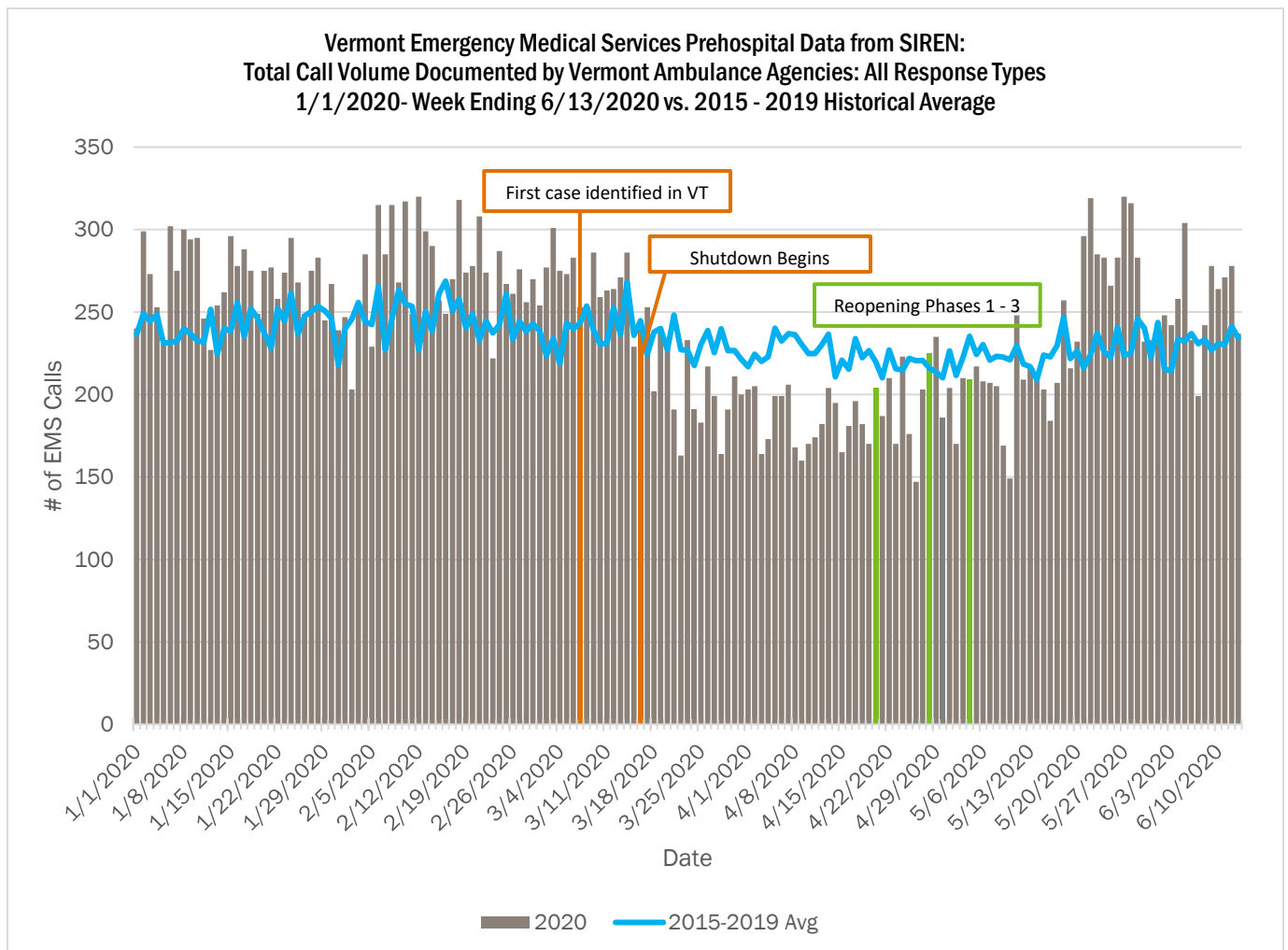
Data from the Statewide Incident Reporting Network (SIREN) and the Vermont EMS Office were analyzed for COVID-19 topics of interest for the week of June 7, 2020 – June 13, 2020. Topics of interest include:

- Assessing the impacts of COVID-19 on the Vermont EMS system, including reduced call volume.
- Measuring the PPE consumption (“burn rate”) in Vermont EMS.
- Evaluating potential EMS COVID-19 calls through supplemental questions.

The data in this summary are preliminary and subject to change.

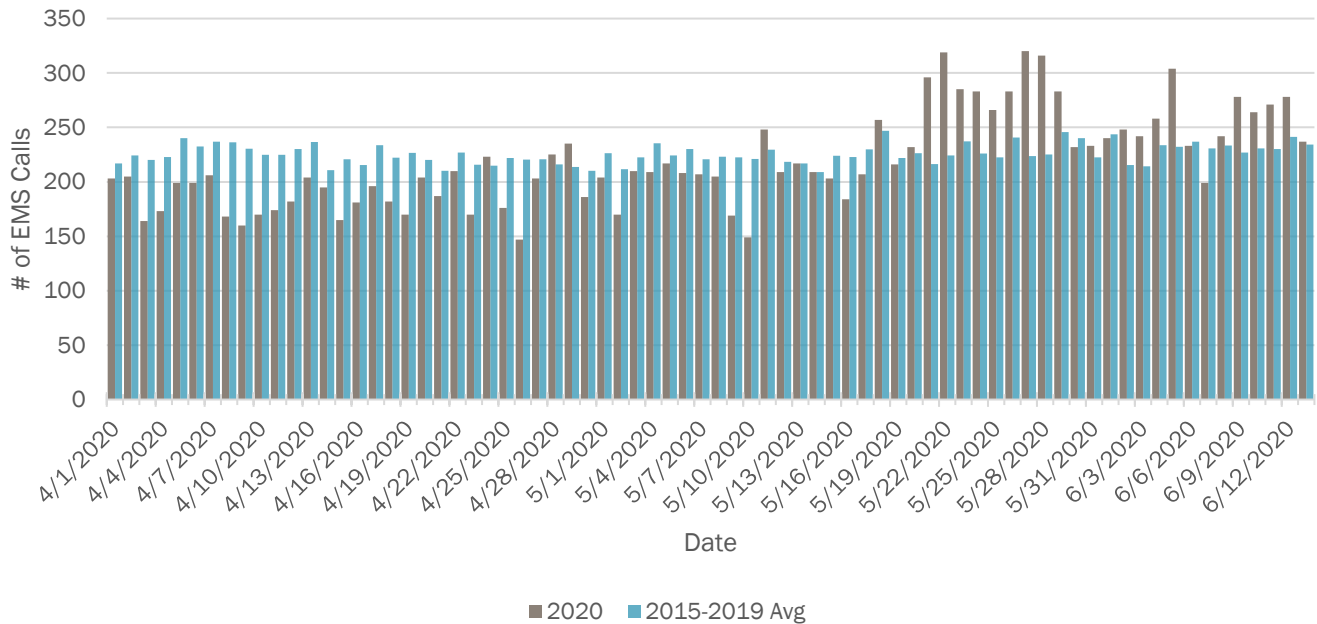
## EMS Call Volume

The graphs below display call volume data for 2020 compared to the 2015-2019 historical average for Vermont ambulance agencies.

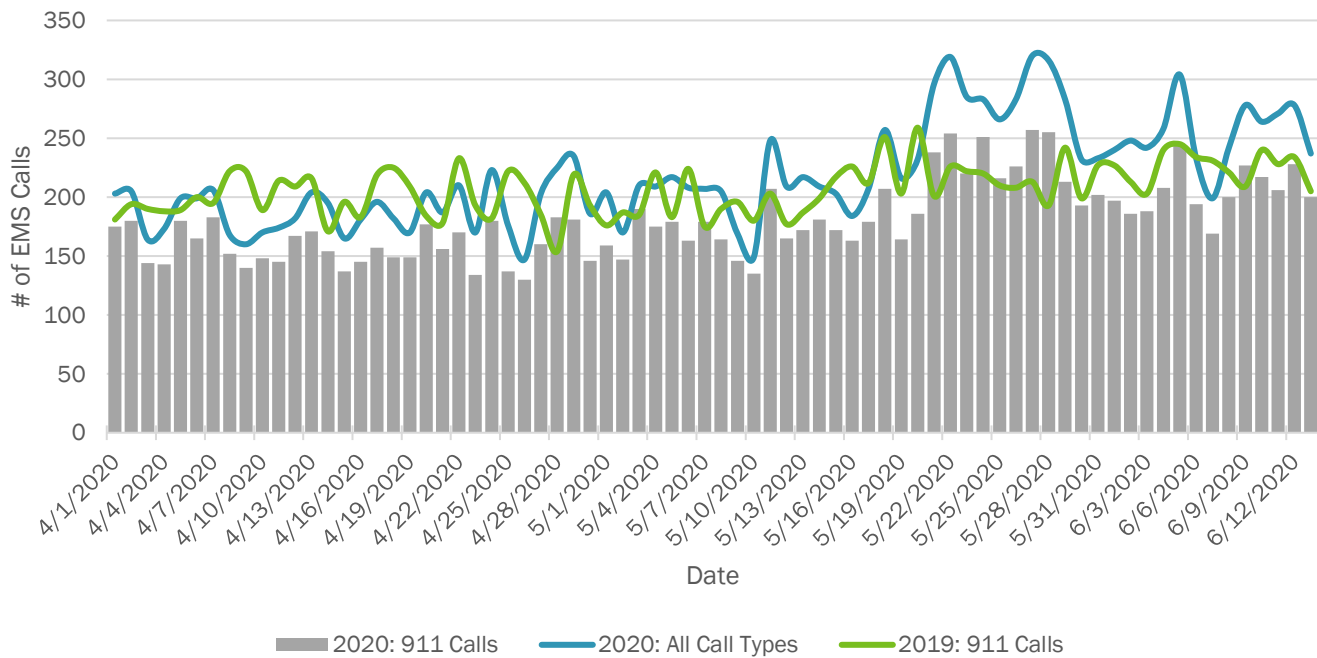


# Vermont Emergency Medical Services Data

**Vermont Emergency Medical Services Prehospital Data from SIREN:  
Total Call Volume Documented by Vermont Ambulance Agencies: All Response Types  
April 1 - June 13, 2020 vs. 2015 - 2019 Historical Average**



**Vermont Emergency Medical Services Prehospital Data from SIREN:  
911 and Total Call Volume Documented by Vermont Ambulance Agencies  
April 1 - June 13, 2020 vs. April 1 - June 13, 2019**



\*First response agency data were excluded from analysis. This is to account for the increase in the number of first response agencies reporting data into SIREN as time progresses compared to the number of agencies that reported data into SIREN historically.

\*\*Numbers may be underreported due to potential lag in reporting.

## Vermont Emergency Medical Services Data

Measuring the PPE consumption rate, also referred to as the “burn rate”, helps the state and EMS agencies plan and optimize the use of PPE for response to COVID-19. The burn rate can help the state better understand the specific resource needs that exist and help the state advocate for PPE resources at the federal level. This information can be used to estimate how long the remaining supply of PPE will last, based on the average consumption rate, and can help make projections for future needs.

	Week	Cumulative
	June 7 - June 13, 2020	April 5 - June 13, 2020
<b>Documented Amount of Disposable PPE</b>	2,392	22,581
Face Mask	561	4,822
Face Shield	142	1,741
Gloves	766	6,779
Gown	106	1,610
N-95	367	3,535
Protective Eyewear	450	4,094

*\*Please note that the PPE numbers listed in the table above only represent what was documented in the PPE grid in SIREN by EMS providers. Therefore, it is possible that the numbers in the table above are an underrepresentation of the actual amount of PPE used.*

## COVID-19 Supplemental Questions

	Week
	June 6 - June 13, 2020
<b>Was the patient screened by EMS for COVID-19 symptoms?</b>	
Yes	907
No	113
<b>Has the patient had contact with someone being monitored for or diagnosed with COVID-19 within 14 days of symptom onset?</b>	
Yes	4
No	712
Unknown	257
N/A	46

## Vermont Emergency Medical Services Data

Did the patient have symptoms consistent with COVID-19 (fever, cough, shortness of breath)?	
Yes	63
No	874
N/A	63
If EMS suspects or knows that the patient has COVID-19, was the receiving facility notified?	
Yes	94
No	58
N/A	837

For more information: [SIREN@vermont.gov](mailto:SIREN@vermont.gov)