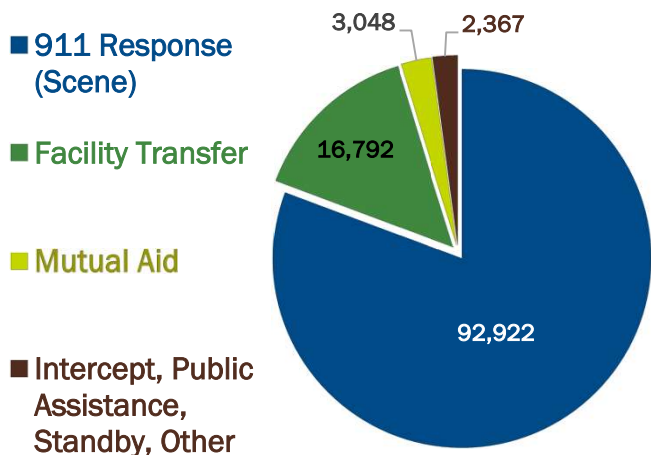


A Year in Review

2022 EMS Statistics



Count of Calls



Total Incidents: 115,129



Loaded Trip Odometer

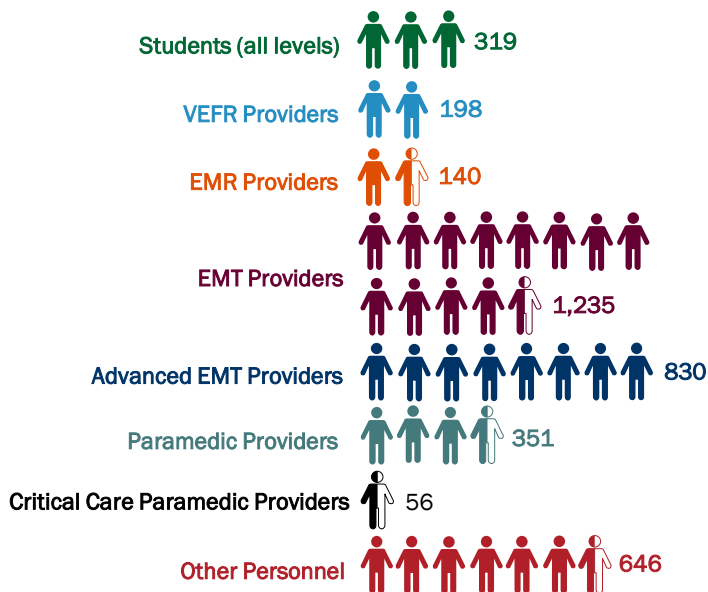
Vermont providers have driven

4,245,512 miles

with patients

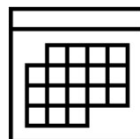


Incident Personnel Certification Levels



Busiest Dispatch Moments

Time of Day: 13:00
(7,261 incidents)



Day of Week: Friday
(17,428 incidents)

Time & Day: Fridays at 13:00
(1,121 incidents)



Source: SIREN, incidents dated 01/01/2022 - 12/20/2022

For more information contact:

Beth Brouard, EMS Data Manager

Bethany.Brouard@Vermont.gov

@healthvermont

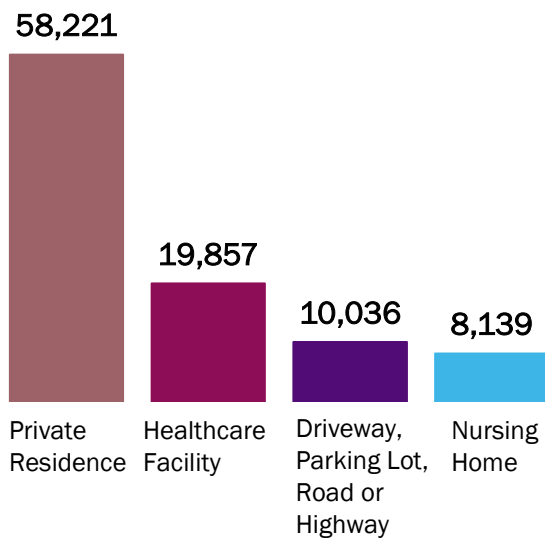


A Year in Review

2022 EMS Statistics



Incident Locations



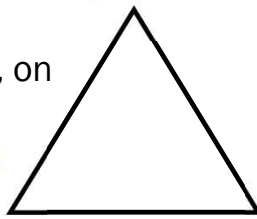
Repeat Patients

25% of all incidents were repeat patients



Other Agencies on Scene

15% of calls had other EMS agencies, or Fire Services with EMS capacity, on scene



7% had Police on scene

4% had Fire Services without EMS capacity, on scene



Mass Casualty Incidents



There were 130 Mass Casualty Incidents, with an average of 3 patients

Source: SIREN, incidents dated 01/01/2022 - 12/20/2022

For more information contact:
Beth Brouard, EMS Data Manager
Bethany.Brouard@Vermont.gov

@healthvermont

