

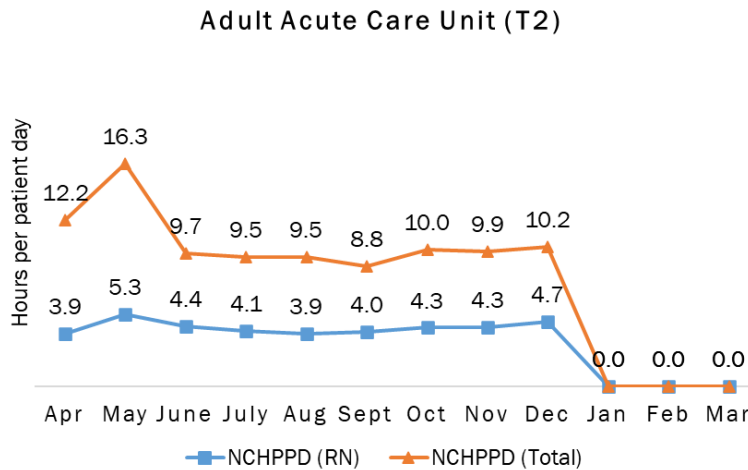
2023 Nurse Staffing Data

**Brattleboro Retreat  
Adult Acute Care Unit (T2)**

The Adult Acute Care Unit has 24 licensed beds and cares for adult patients. Types of services provided in this setting include secure, inpatient care for individuals with a mental health diagnosis. Some individuals in this unit may need constant 1-to-1 nursing care.

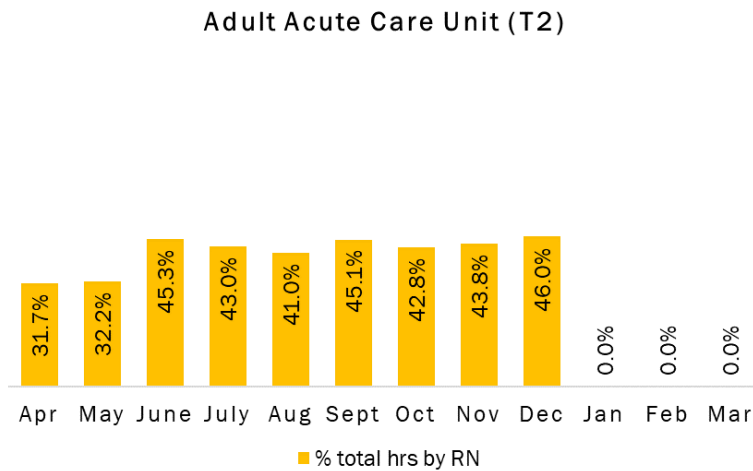
**Nursing Care Hours per Patient Day (NCHPPD): April 2022 – December 2022**

This graph shows the average number of direct nursing care hours provided per patient during a 24-hour period. Results are shown for care provided by registered nurses (RNs) and by all nursing staff (total) by month.



**Percent of Total Nursing Care Hours Provided by RNs: April 2022 – December 2022**

This graph shows the percentage of total nursing hours provided by RNs each month. Yearly average for this period is not able to be calculated.

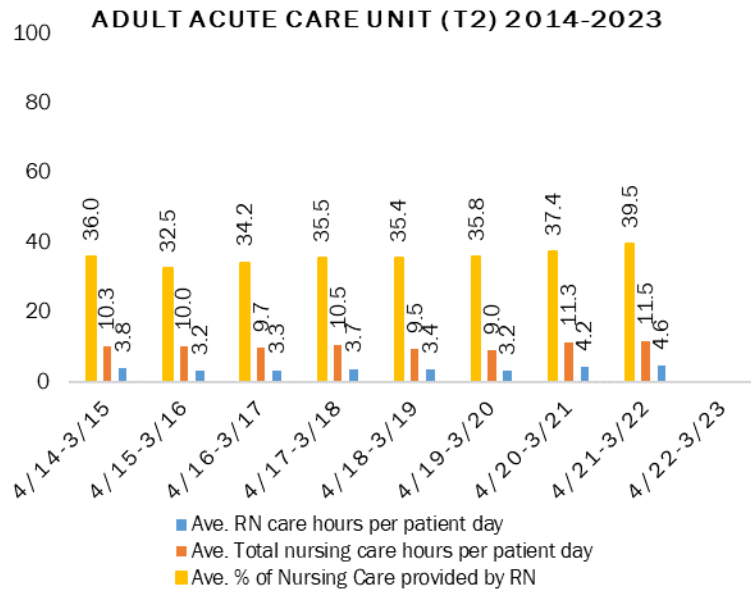


\*For Jan-Mar 2023 nursing care hours per patient day are in Adult Acute Care Unit (T1 & T2) report

## 2023 Nurse Staffing Data

### Yearly Average of RN and Total Nursing Care Hours per Patient Day, Percent of Total Nursing Care Hours Provided by RNs, 2014 - 2023

The graph below shows trend over time on the average RN and total nursing care hours per patient days, and average percentage of nursing care that was provided by RN.



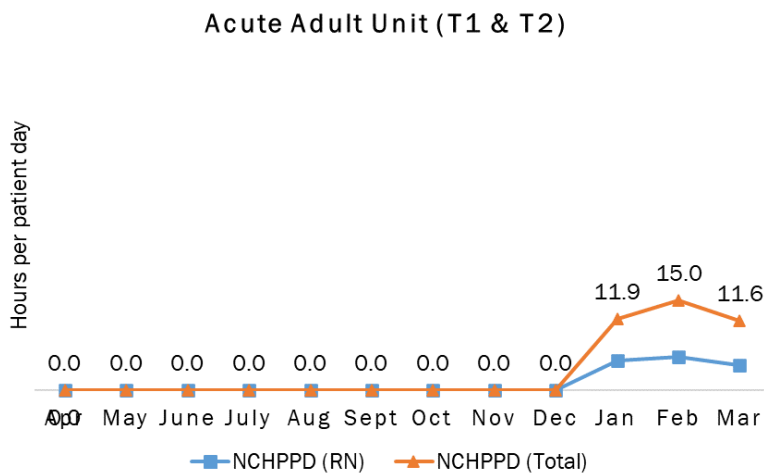
\*For Jan-Mar 2023 nursing care hours per patient day are in Adult Acute Care Unit (T1 & T2) report

## Brattleboro Retreat Adult Acute Care Unit (T1 & T2)

The Adult Acute Care Unit has 2 units with a total of 48 licensed beds and cares for adult patients. Types of services provided in this setting include secure, inpatient care for individuals with a mental health diagnosis. Some individuals in this unit may need constant 1-to-1 nursing care.

### Nursing Care Hours per Patient Day (NCHPPD): January 2023 - March 2023

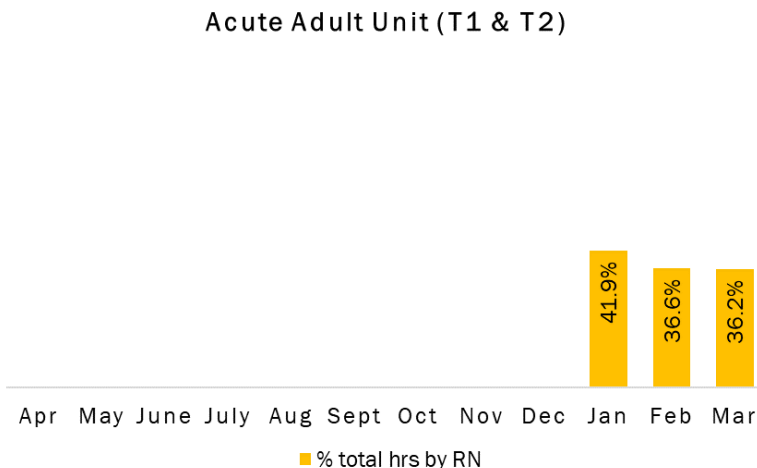
This graph shows the average number of direct nursing care hours provided per patient during a 24-hour period. Results are shown for care provided by registered nurses (RNs) and by all nursing staff (total) by month.



\*For April 2022 - December 2022 nursing care hours are in Acute Adult Unit T2 report.

### Percent of Total Nursing Care Hours Provided by RNs: January 2023 - March 2023

This graph shows the percentage of total nursing hours provided by RNs each month. Yearly average for this period is not able to be calculated.

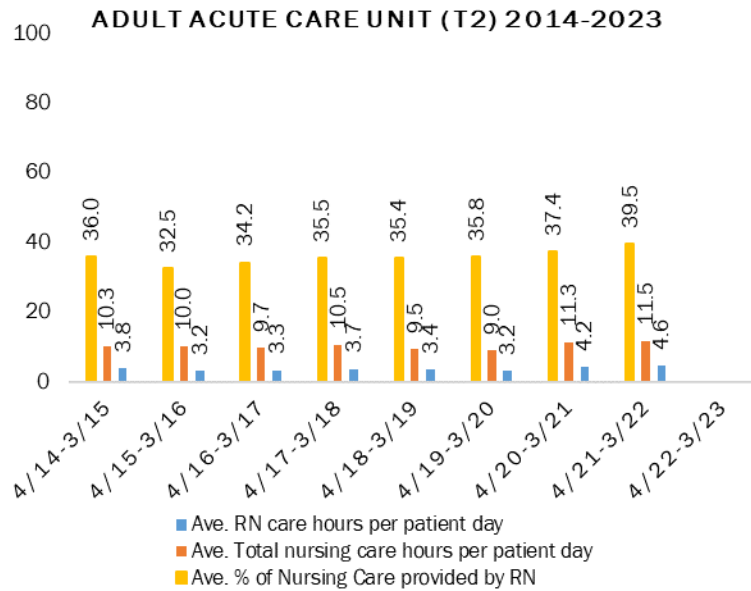


\*For April 2022 - December 2022 nursing care hours are in Acute Adult Unit T2 report.

## 2023 Nurse Staffing Data

### Yearly Average of RN and Total Nursing Care Hours per Patient Day, Percent of Total Nursing Care Hours Provided by RNs, 2014 - 2023

The graph below shows trend over time on the average RN and total nursing care hours per patient days, and average percentage of nursing care that was provided by RN.



\*For April 2022 – December 2022 nursing care hours are in Acute Adult Unit T2 report.

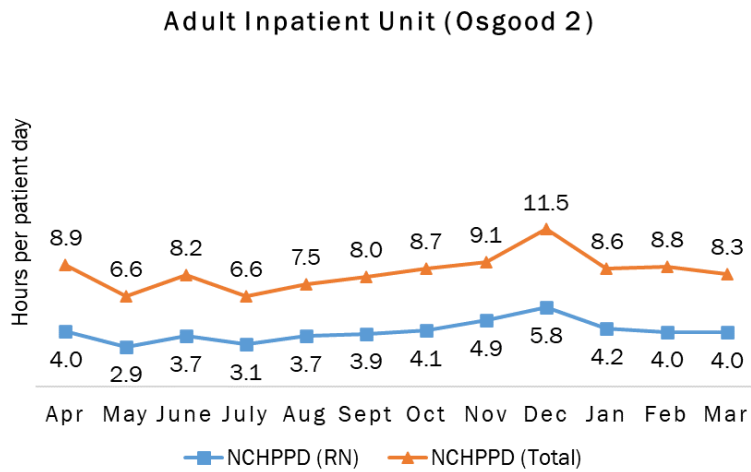
2023 Nurse Staffing Data

**Brattleboro Retreat  
LGBT Adult Inpatient Unit (OSGOOD 2)**

The Adult Inpatient Unit opened in 2009. It has 15 licensed beds and includes a track for the treatment of lesbian, gay, bisexual, and transgender adults. Services provided in this setting include secure, inpatient care for individuals with a mental health diagnosis. Some individuals in this unit may need constant 1-to-1 nursing care.

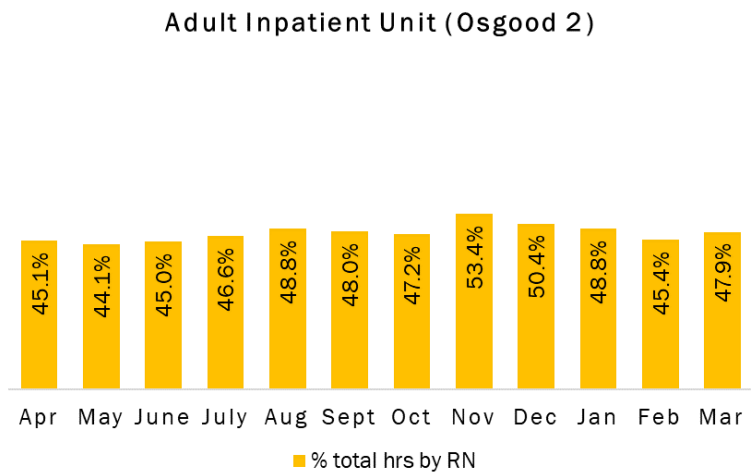
**Nursing Care Hours per Patient Day (NCHPPD): April 2022 - March 2023**

This graph shows the average number of direct nursing care hours provided per patient during a 24-hour period. Results are shown for care provided by registered nurses (RNs) and by all nursing staff (total) by month.



**Percent of Total Nursing Care Hours Provided by RNs: April 2022 - March 2023**

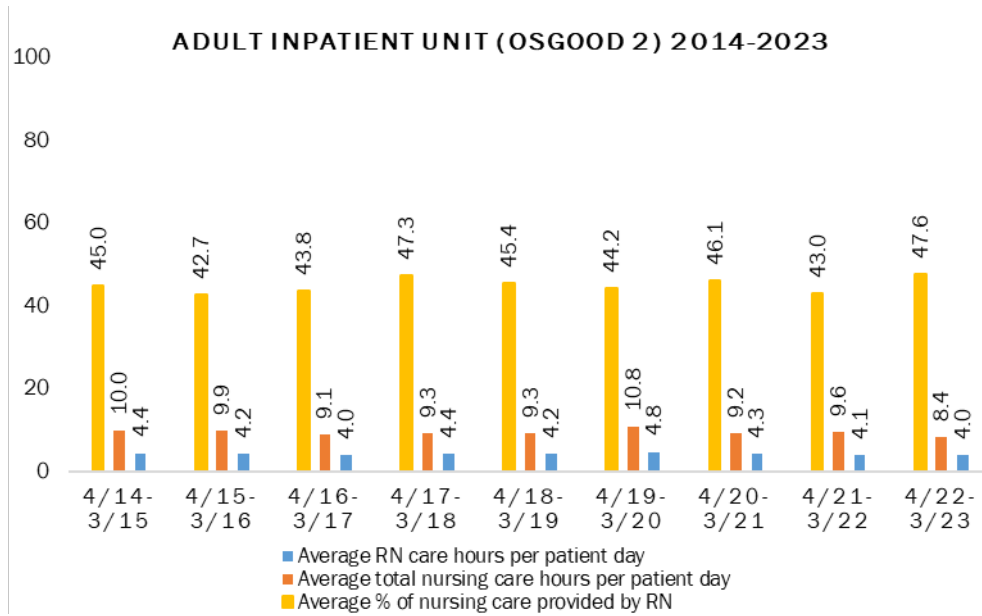
This graph shows the percentage of total nursing hours provided by RNs each month. Yearly average for this period is 47.56%.



## 2023 Nurse Staffing Data

### Yearly Average of RN and Total Nursing Care Hours per Patient Day, Percent of Total Nursing Care Hours Provided by RNs, 2014 - 2023

The graph below shows trend over time on the average RN and total nursing care hours per patient days, and average percentage of nursing care that was provided by RN.



## 2023 Nurse Staffing Data

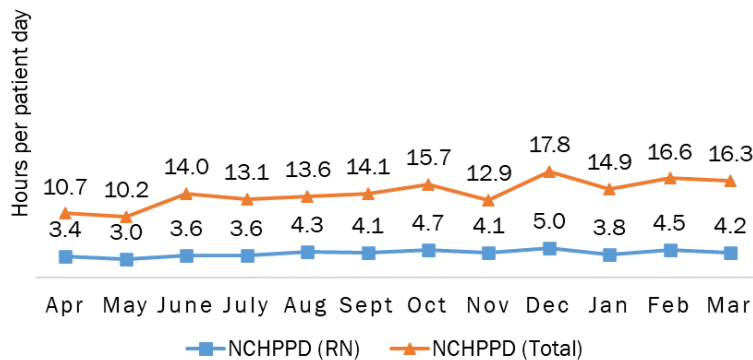
### Brattleboro Retreat Adult Intensive Unit (L1)

The Adult Intensive Unit (AIU) provides state of the art inpatient care for up to 14 patients. This program is a key component in Vermont's 2012 plan to modernize and streamline psychiatric care following the closing of the former Vermont State Hospital in Waterbury. The AIU offers the finest in 21<sup>st</sup> design and safety. Opened in 2021, the Retreat's AIU is a secure unit that offers acutely ill patients a level of advanced psychiatric inpatient care.

#### Nursing Care Hours per Patient Day (NCHPPD): October 2022 - March 2023

This graph shows the average number of direct nursing care hours provided per patient during a 24-hour period. Results are shown for care provided by registered nurses (RNs) and by all nursing staff (total) by month.

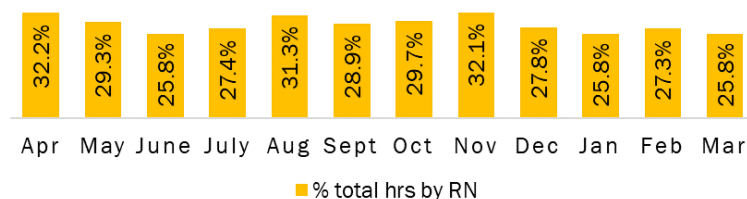
##### Adult Intensive Unit (L1)



#### Percent of Total Nursing Care Hours Provided by RNs: October 2022 - March 2023

This graph shows the percentage of total nursing hours provided by RNs each month. Yearly average for this period is 28.62%.

##### Adult Intensive Unit (L1)



## 2023 Nurse Staffing Data

**Yearly Average of RN and Total Nursing Care Hours per Patient Day, Percent of Total Nursing Care Hours Provided by RNs, is not available for 2023.**



## 2023 Nurse Staffing Data

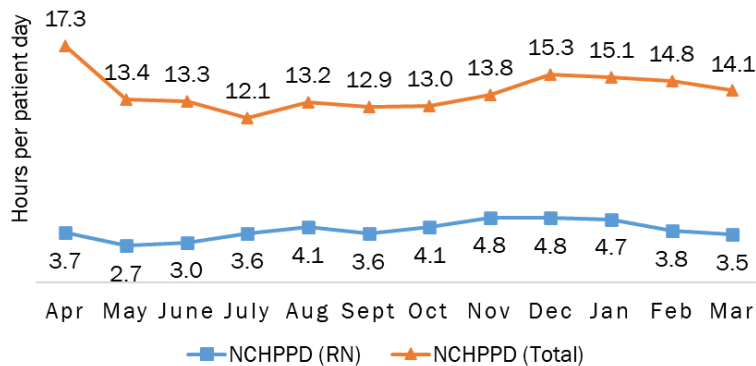
### Brattleboro Retreat Adult Intensive Unit (AIU - T4)

The Adult Intensive Unit (AIU) provides state of the art inpatient care for up to 14 patients. This program is a key component in Vermont's 2012 plan to modernize and streamline psychiatric care following the closing of the former Vermont State Hospital in Waterbury. The AIU offers the finest in 21<sup>st</sup> design and safety. Opened in 2013, the Retreat's AIU is a secure unit that offers acutely ill patients a level of advanced psychiatric inpatient care.

#### Nursing Care Hours per Patient Day (NCHPPD): April 2022 - March 2023

This graph shows the average number of direct nursing care hours provided per patient during a 24-hour period. Results are shown for care provided by registered nurses (RNs) and by all nursing staff (total) by month.

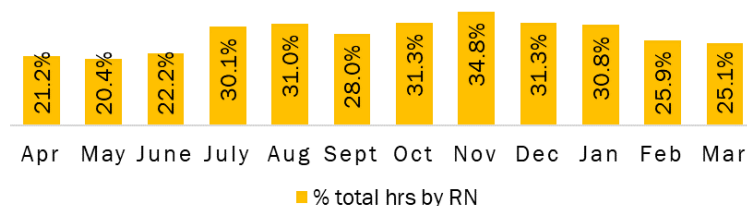
Adult Intensive Unit (Tyler 4)



#### Percent of Total Nursing Care Hours Provided by RNs: April 2022 - March 2023

This graph shows the percentage of total nursing hours provided by RNs each month. Yearly average for this period is 27.68%.

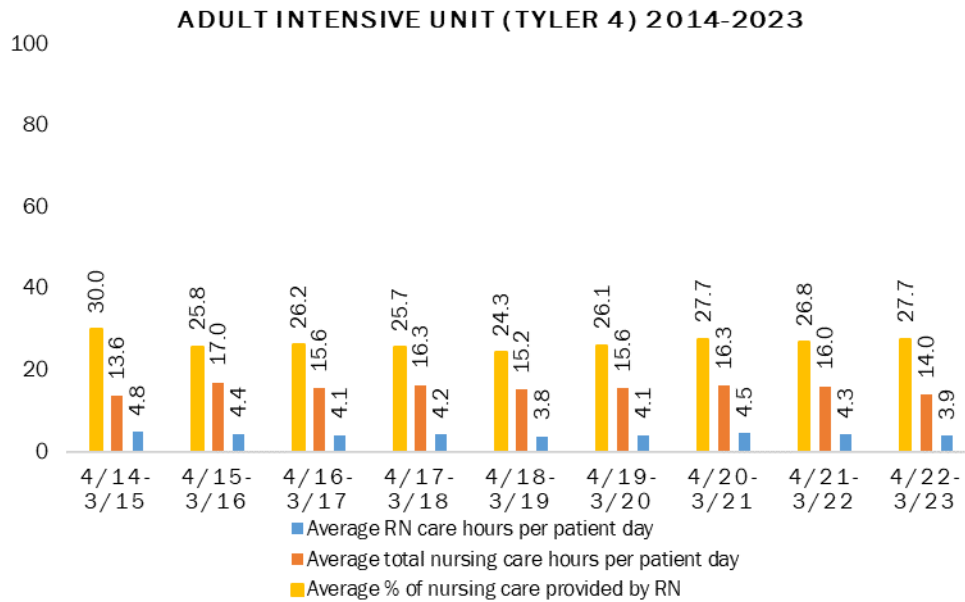
Adult Intensive Unit (Tyler 4)



## 2023 Nurse Staffing Data

### Yearly Average of RN and Total Nursing Care Hours per Patient Day, Percent of Total Nursing Care Hours Provided by RNs, 2014 – 2023

The graph below shows trend over time on the average RN and total nursing care hours per patient days, and average percentage of nursing care that was provided by RN.



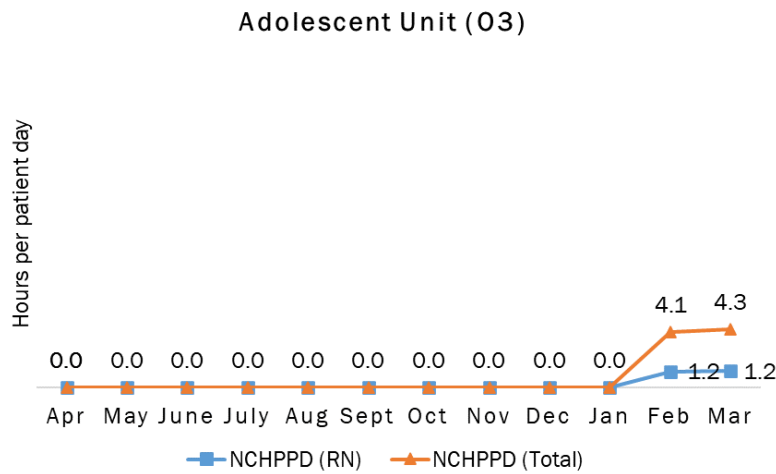
2023 Nurse Staffing Data

**Brattleboro Retreat  
The Adolescent Inpatient Unit (O3)**

The Adolescent Inpatient Unit (O3) was opened in February 2022 due to the need of additional beds to accommodate the need in the community. The unit has 13 licensed beds and cares for young people ages 12-18 who need short-term, inpatient care to help manage and overcome serious psychiatric disorders.

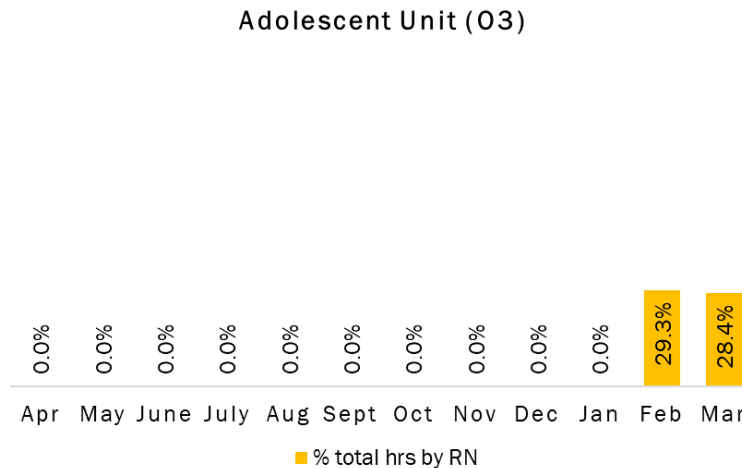
**Nursing Care Hours per Patient Day (NCHPPD): April 2022 - March 2023**

This graph shows the average number of direct nursing care hours provided per patient during a 24-hour period. Results are shown for care provided by registered nurses (RNs) and by all nursing staff (total) by month.



**Percent of Total Nursing Care Hours Provided by RNs: April 2022 - March 2023**

This graph shows the percentage of total nursing hours provided by RNs each month. Yearly average for this period is not available.



## 2023 Nurse Staffing Data

**Yearly Average of RN and Total Nursing Care Hours per Patient Day, Percent of Total Nursing Care Hours Provided by RNs, is not available.**

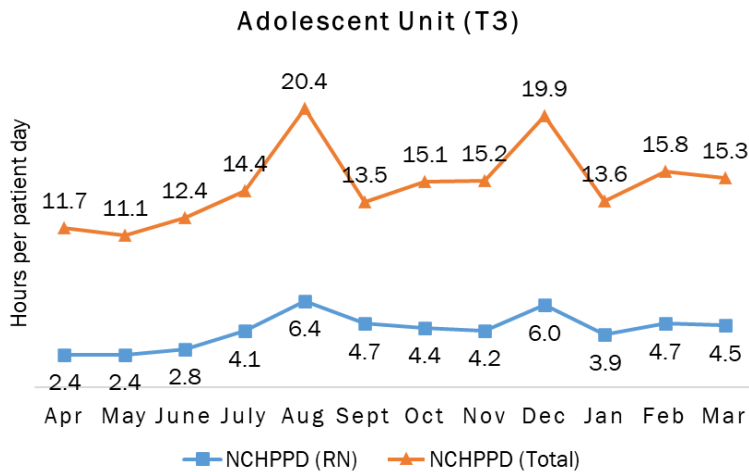
## 2023 Nurse Staffing Data

### Brattleboro Retreat The Adolescent Inpatient Unit (T3)

The Adolescent Inpatient Unit has 18 licensed beds and cares for young people ages 12-18 who need short-term, inpatient care to help manage and overcome serious psychiatric disorders.

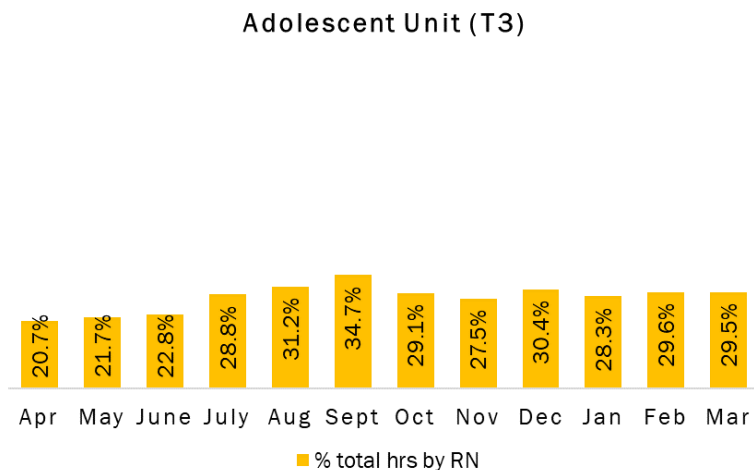
#### Nursing Care Hours per Patient Day (NCHPPD): April 2022 - March 2023

This graph shows the average number of direct nursing care hours provided per patient during a 24-hour period. Results are shown for care provided by registered nurses (RNs) and by all nursing staff (total) by month.



#### Percent of Total Nursing Care Hours Provided by RNs: April 2022 - March 2023

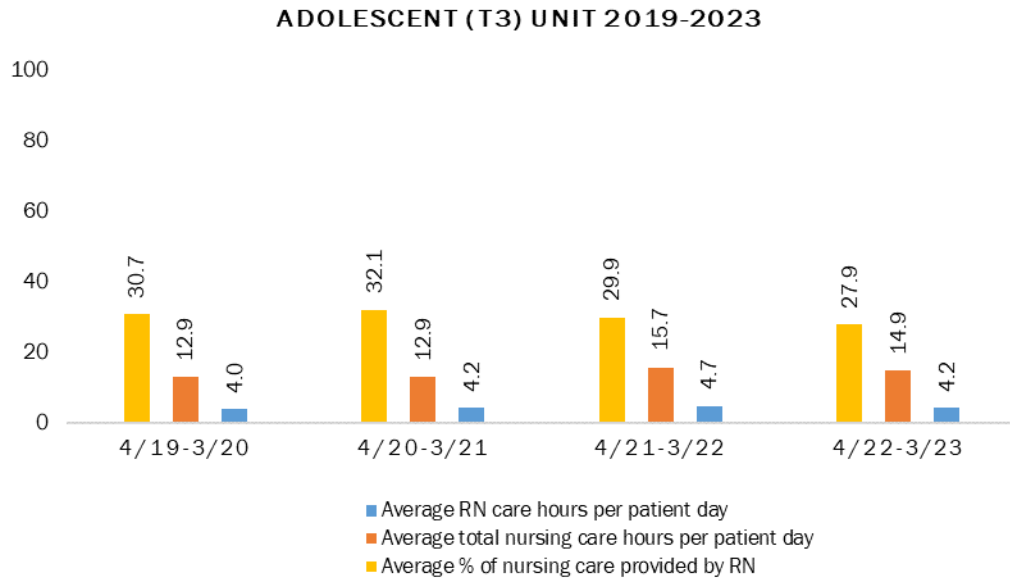
This graph shows the percentage of total nursing hours provided by RNs each month. Yearly average for this period is 27.86%.



## 2023 Nurse Staffing Data

### Yearly Average of RN and Total Nursing Care Hours per Patient Day, Percent of Total Nursing Care Hours Provided by RNs, 2019 - 2023

The graph below shows trend over time on the average RN and total nursing care hours per patient days, and average percentage of nursing care that was provided by RN.



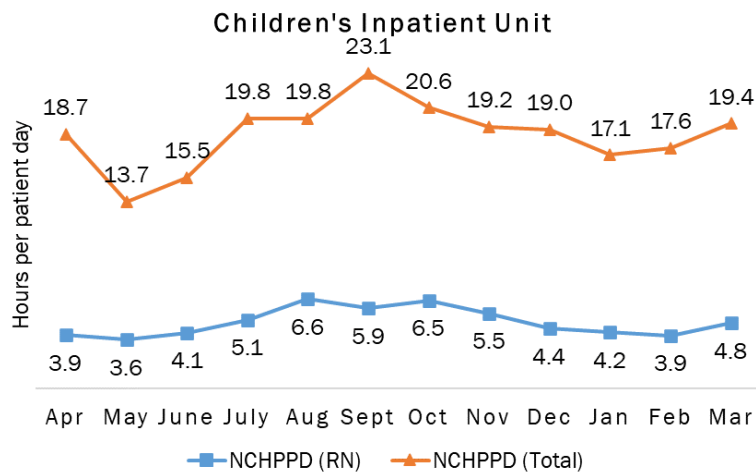
## 2023 Nurse Staffing Data

### Brattleboro Retreat The Children's Inpatient Unit (01)

The Children's Unit has 12 licensed beds and cares for children ages 5-11 who are experiencing a variety of emotional or behavioral challenges.

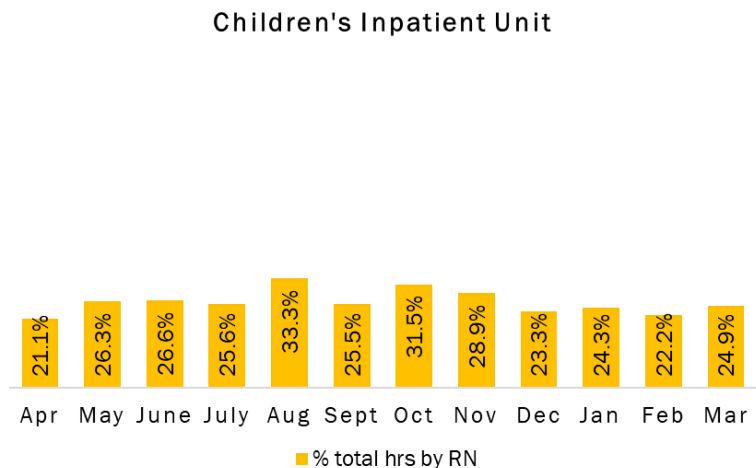
#### Nursing Care Hours per Patient Day (NCHPPD): April 2022 - March 2023

This graph shows the average number of direct nursing care hours provided per patient during a 24-hour period. Results are shown for care provided by registered nurses (RNs) and by all nursing staff (total) by month.



#### Percent of Total Nursing Care Hours Provided by RNs: April 2022 - March 2023

This graph shows the percentage of total nursing hours provided by RNs each month. Yearly average for this period is 26.12%.



## 2023 Nurse Staffing Data

### Yearly Average of RN and Total Nursing Care Hours per Patient Day, Percent of Total Nursing Care Hours Provided by RNs, 2019 - 2023

The graph below shows trend over time on the average RN and total nursing care hours per patient days, and average percentage of nursing care that was provided by RN.

