

Report Timeframe: May 29 to June 4, 2022

Statewide community levels: Low. The rate of new COVID-19 cases per 100,000 Vermonters is below 200. New COVID-19 admissions are below 10 per 100,000 Vermonters per day, and the percent of staffed hospital beds occupied by COVID-19 is below 10%.

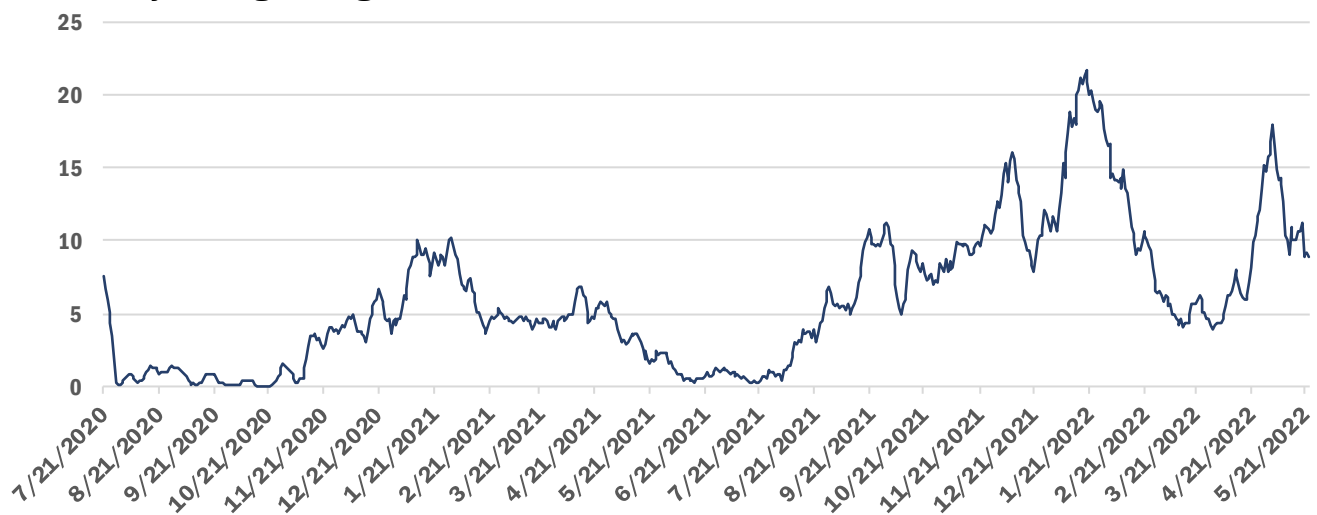
- New COVID-19 cases, last 7 days: 155.13 per 100K
 - Weekly Case Count: 968 (decrease of over 500 from previous week)
- New hospital admissions of patients with COVID-19, last 7 days: 8.33 per 100K
 - 52 total new admissions with COVID-19 (decrease from previous)
- Percent of staffed inpatient beds occupied by patients with COVID-19 (7-day average): 3.45% (decrease from previous week)

Vermont Department of Health recommendations: [Protect Yourself & Others](#)

CDC recommendations: [COVID-19 by County | CDC](#)

Hospitalizations Over Time

Daily Hospitalizations With COVID-19 Diagnosis Seven-Day Rolling Average



Source: U.S. Department of Health and Human Services Unified Hospital Data Surveillance System (UHDSS)

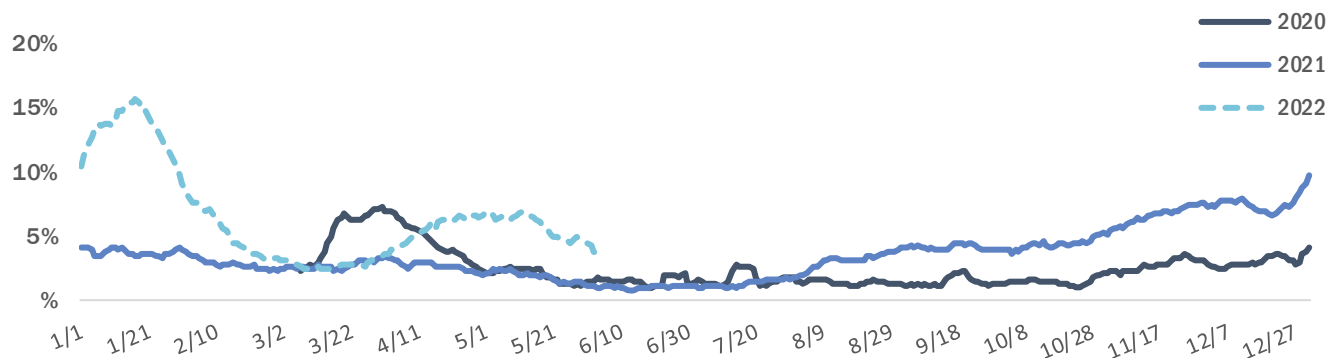
The seven-day rolling average of hospital patients admitted with a laboratory-confirmed COVID-19 infection peaked in January 2022 and increased again throughout April and into early May, and has trended downward since. The number is the daily average of the previous seven days; for example, the value for May 28 is the daily average for the days of May 21 through May 27.

Syndromic Surveillance

Vermont is using the Electronic Surveillance System for the Early Notification of Community-based Epidemics (ESSENCE), which provides all individual emergency department visits from participating emergency departments¹ to identify Emergency Department visits for COVID-Like Illness (CLI).

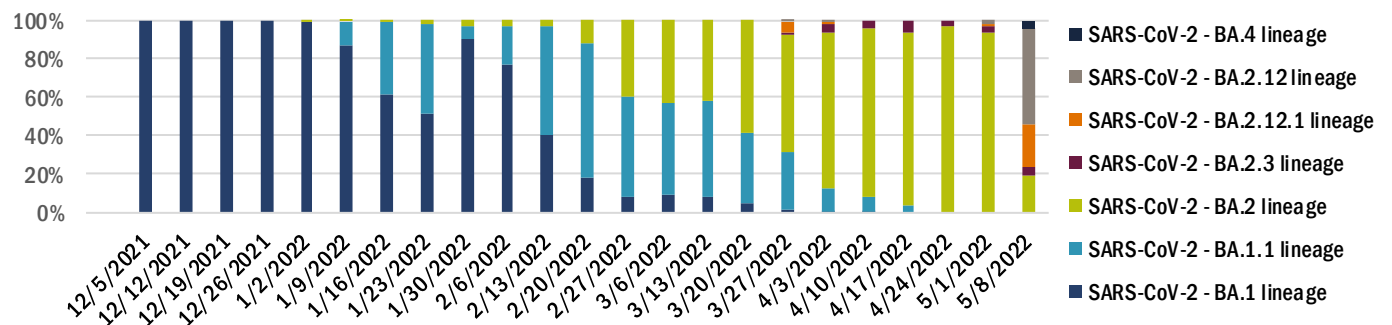
During this reporting period under 5% of emergency visits in participating emergency departments have included COVID-like illness. This is the lowest proportion since the beginning of April 2022.

Percent of Emergency Visits with COVID-Like Illness Seven-Day Rolling Average, over Calendar Year



Source: Early Notification of Community-based Epidemics (ESSENCE)

Proportion of circulating variants



The Health Department has not received an updated sequencing file from the Broad Institute since the last update. The VDHL sequencing data from May is almost exclusively BA.2 and subvariants, with 4 sequences of BA.4. (Sources: Broad; Health Department Whole Genome Sequencing program.)

¹ All Vermont hospitals and two urgent care clinics are included in ESSENCE.

Wastewater Monitoring



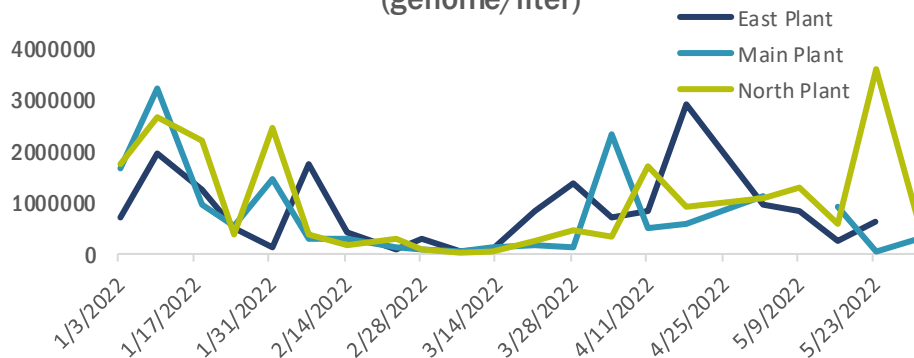
Several Vermont wastewater districts have recently begun participating with the National Wastewater Surveillance System (NWSS). The NWSS reports the percent of changes over 15 days. Sample frequency may vary by site. Due to a recent change in NWSS contractor, most NWSS sites still have not accumulated enough data to show trends.

| NWSS Site | 15-day % change |
|-----------------|------------------------------|
| Bennington | * |
| Brighton | * |
| Essex Junction | Decrease between 10% and 99% |
| Johnson | * |
| Morrisville | * |
| Newport City | * |
| Springfield | * |
| St. Albans City | * |
| St. Johnsbury | * |
| Troy / Jay WWTP | Decrease between 10% and 99% |
| Winooski | * |

*Trend data will be reported when available

In addition to Vermont’s NWSS sites, the City of Burlington has been collecting samples in collaboration with the Health Department and research partners at the University of Vermont and at Dartmouth-Hitchcock Medical Center. Burlington has been collecting data since August 2020, and reports on the 24-hour viral concentration (as genomes per liter) of SARS-CoV-2 ribonucleic acid (RNA) collected at the city’s three wastewater plants.

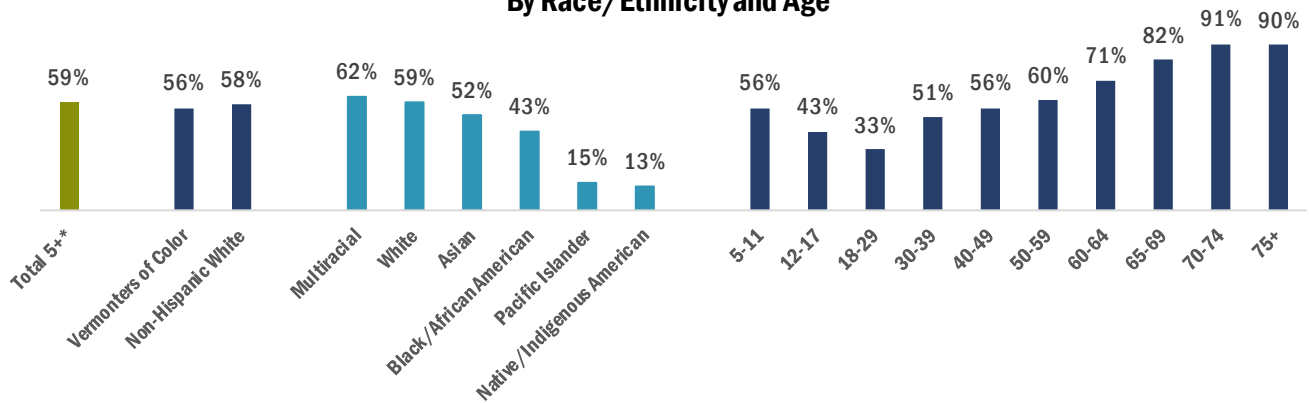
Burlington Wastewater SARS-CoV-2 Counts (genome/liter)



Burlington reported significantly lower concentrations at the North plant on 5/31, a small increase at the Main plant, and no data for the East plant.

Vaccination Rates

**Vermonters Age 5+ Up to Date on COVID-19 Vaccination
By Race/Ethnicity and Age**



Source: Vermont Immunization Registry (May 2022), Health Department Population Estimates (2019)

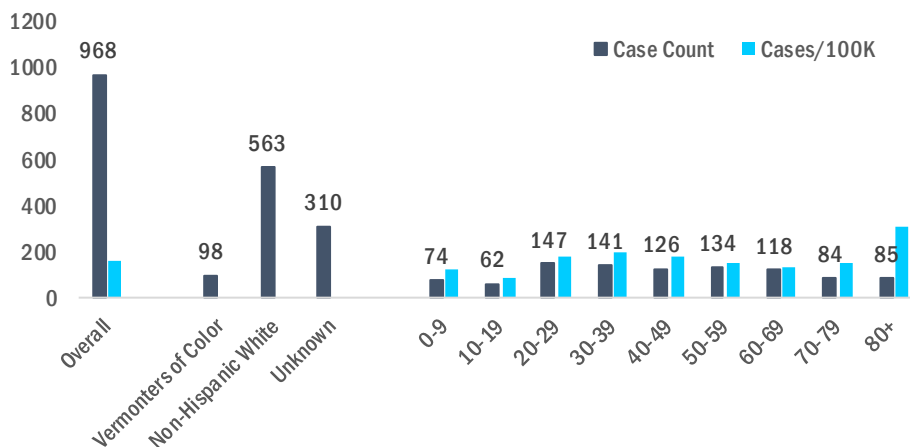
Note: Race/ethnicity information is missing for 4% of vaccinated individuals. Population denominators are from 2019 population estimates so percentages shown are an estimate which may vary from the true proportion in the population, particularly for smaller groups. “Up to date” means a person has received all recommended doses in their primary series of COVID-19 vaccine, and one booster dose when eligible.

[COVID-19 vaccination rates](#) for Vermonters who identify as Pacific Islanders or Native American, Indigenous, or First Nation have been substantially lower than rates for other Vermonters. In addition, the number of people in the Vermont Immunization Registry who identify as Pacific Islanders or Native American, Indigenous, or First Nation are much lower than our Vermont Department of Health population estimates. These findings could be due to one or more of the following:

- 1) Pacific Islanders and Native/Indigenous Americans are less likely to report their race.
- 2) Pacific Islanders and Native/Indigenous Americans are receiving fewer vaccinations.
- 3) Health Department population estimates are overestimating the true population.
- 4) Race and ethnicity are collected by providers in a way that does not align with how people identify.

Identified Cases

Vermont Weekly Case Counts/Rates



Note: Case counts and rates are calculated by *confirmed* and *probable* cases reported to the Health Department. (Source: NBS)

To calculate rates, counts are divided by 2019 Vermont population estimates for respective category and expressed per 100,000 in each category.

Due to high number of cases missing race/ethnicity data, rates are not provided for race/ethnicity categories.

Reported and Confirmed Outbreaks, Active as of June 7, 2022

For purposes of this report, an outbreak is defined as three or more epidemiologically linked cases of COVID-19, where at least one such case has been laboratory or otherwise clinically confirmed as COVID-19.

| Facility type | Reported outbreaks active on 6/7 |
|-----------------------|----------------------------------|
| Long-term Care (LTC) | 10 |
| Non-LTC Healthcare | 2 |
| Correctional Facility | - |
| School/childcare | 2 |
| Other | 1 |

| County | Reported outbreaks active on 6/7 |
|------------|----------------------------------|
| Addison | 1 |
| Bennington | 2 |
| Caledonia | - |
| Chittenden | 3 |
| Essex | - |
| Franklin | - |
| Grand Isle | - |
| Lamoille | - |
| Orange | 2 |
| Orleans | 2 |
| Rutland | 3 |
| Washington | 1 |
| Windham | - |
| Windsor | 3 |

For more information about this report, please contact john.davy@vermont.gov