



# 2009 Outpatient Hospital Utilization Report

Prepared by

**Vermont Department of Health**

**Vermont Department of Banking, Insurance,  
Securities and Health Care Administration**



**2009**

**Vermont Outpatient Hospital Utilization Report**

**October 2011**

**Department of Banking, Insurance, Securities  
and Health Care Administration**

**Department of Health**

This report was produced in cooperation with the Department of Health, Division of Health Surveillance

Barbara Carroll, Public Health Analyst  
Peggy Brozicevic, Research and Statistics Chief

Under the direction of the Vermont Department of Banking, Insurance, Securities and Health Care Administration,  
Division of Health Care Administration

Dian Kahn, Director of Analysis and Data Management

The Department of Health  
Division of Health Surveillance  
108 Cherry Street, PO Box 70  
Burlington, Vermont 05402-0070  
(802) 863-7300 or (800) 869-2871

The Division of Health Care Administration  
89 Main Street, Drawer 20  
Montpelier, Vermont 05620-3601  
(802) 828-2900 or (800) 631-7788  
[www.bishca.state.vt.us](http://www.bishca.state.vt.us)

## Acknowledgments

The production of this document would not be possible without the assistance of many individuals and the cooperation of the hospitals.

The Vermont Department of Banking, Insurance, Securities and Health Care Administration (BISHCA) thanks the Vermont Association of Hospitals and Health Systems - Network Services Organization (VAHHS-NSO) for providing assistance under a contract with the department and for working with the hospitals to ensure timely and accurate reporting of the data. BISHCA also thanks the participating hospitals for their efforts in submitting the data and responding to requests for clarification and corrections. In addition, BISHCA appreciates the sharing of data by the New Hampshire Department of Health and Human Services, the Massachusetts Division of Health Care Finance and Policy and the New York Department of Health. These organizations provide data about Vermont residents using New Hampshire, Massachusetts and New York hospitals.

## Disclaimer

Hospital discharge data for use in this publication were supplied by the VAHHS-NSO reporting system, Vermont EXPLOR, under a contract with BISHCA. These data were supplied upon the authorization of the hospitals through agreements between VAHHS-NSO and each participating hospital.

After receipt of the data files from VAHHS-NSO, the data undergo additional editing and processing by the Vermont Department of Health (VDH), under an agreement with BISHCA, before inclusion in the Vermont Uniform Hospital Discharge

Data Set. The Vermont Uniform Hospital Discharge Data Set is used to construct this Hospital Utilization Report and is the official state data file, available to the public. The Health Department does not assume responsibility for errors in the data due to coding or processing by hospitals, VAHHS-NSO Vermont EXPLOR, or other data providers.

## Report Available in Electronic Format

This report is available on the BISHCA website:

<http://www.bishca.state.vt.us/health-care/research-data-reports/vermont-hospital-utilization-reports-vhur>

and on the VDH website:

<http://healthvermont.gov/research/hospital-utilization.aspx>. To

obtain a hard copy of this report, or tables in Excel, Word or PDF formats, contact the Vermont Department of Health at (802) 863-7300 or (800) 869-2871.

## Requesting Hospital Data Files

Public Use data files are available on the VDH website:

<http://healthvermont.gov/research/hospital-utilization.aspx>.

Information on requesting research hospital discharge data sets (with non-public data elements not included in Public Use data files) can be found on the BISHCA website:

<http://www.bishca.state.vt.us/health-care/research-data-reports/vuhdds-frequently-asked-questions>. For any additional

information concerning the data sets, contact the Vermont Division of Health Care Administration at (802) 828-2900 or (800) 631-7788.

## Table of Contents

|   |  |
|---|--|
| <p>Outpatient Overview and Highlights ..... 6</p> <p>User’s Guide to Outpatient Tables..... 13</p> <p>Table O1a ..... 17<br/>             Outpatient Procedure Groups by Data Year, 2005-2009</p> <p>Table O1b ..... 20<br/>             Outpatient Procedure Groups by Admission Source, 2009</p> <p>Table O2 ..... 23<br/>             Top 20 Outpatient Procedure Groups and Leading<br/>             Procedures by Admission Source, 2009<br/>             Number of Procedures and Average Charges</p> <p>Table O3 ..... 27<br/>             Top 10 Outpatient Procedure Groups by Age and<br/>             Sex for Visits Not Originating in the ED, 2009</p> <p>Table O4 ..... 29<br/>             Top 20 Outpatient Procedure Groups by Primary<br/>             Payer for Visits Not Originating in the ED, 2009<br/>             Number of Procedures, Average Charges, and Row<br/>             and Column Percents</p> <p>Table O5a ..... 33<br/>             Outpatient Visits to Vermont Hospitals, by Setting and Data<br/>             Year, 2005-2009</p> <p>Table O5b ..... 34<br/>             Top 20 Outpatient Procedure Groups by Vermont<br/>             Hospitals for Visits Not Originating in the ED, 2009<br/>             Number of Procedures and Average Charges</p> <p>Table O6 ..... 37<br/>             Outpatient Procedure Groups by Vermont Hospitals, for Visits<br/>             Not Originating in the ED, 2009</p> | <p>Table O7 ..... 46<br/>             Top 20 Outpatient Procedure Groups by Vermont and New<br/>             Hampshire Hospitals for Visits Not Originating in the ED, 2009</p> <p>Table O8 ..... 49<br/>             Primary Cost Centers by Vermont Hospital, 2009 Expanded<br/>             Outpatient Services in VT Hospitals</p> <p>Table O9 ..... 51<br/>             Primary Cost Centers by Payer, 2009 Expanded Outpatient<br/>             Services in VT Hospitals</p> <p>Table O10 ..... 54<br/>             Primary Cost Centers by Age and Sex, 2009 Expanded Outpatient<br/>             Services in VT Hospitals</p> <p>Table O11 ..... 57<br/>             CCS High Level Diagnostic Groups, 2009 Expanded Outpatient<br/>             Services in VT Hospitals</p> <p>Table O12 ..... 58<br/>             Primary Diagnostic Groups, 2009 Expanded Outpatient Services<br/>             in VT Hospitals</p> <p>Table O13 ..... 59<br/>             Observation Bed Records by VT Hospital and Setting, 2009</p> <p>Table O14 ..... 60<br/>             Observation Bed Records by CCS High and Single Level<br/>             Diagnostic Groups, 2009</p> <p>Table O15 ..... 62<br/>             CCS High Level Procedure Groups, 2009 Outpatient Procedures<br/>             Performed in Vermont Hospitals</p> <p>Table O16 ..... 63<br/>             CCS Single Level Group within Higher Level CPT/HCPCS<br/>             Procedure Groups, 2009 Outpatient Procedures Performed in<br/>             Vermont Hospitals</p> |
|---|--|

Table O17 ..... 73  
 CCS Single Level Group within CPT/HCPCS Procedure Group 16,  
 Miscellaneous Diagnostic and Therapeutic Procedures  
 2009 Outpatient Procedures by Vermont Hospital

***Appendices***

Appendix O1:..... 77  
 Definitions and Formulae

Appendix O2: ..... 78  
 2009 Clinical Classifications Software (CCS)  
 High-Level and Single-Level Diagnostic Groups

Appendix O3: ..... 83  
 Revenue Code to Primary Cost Center Source Crosswalk

Appendix O4:..... 98  
 Hospitals in this Report

Appendix O5: ..... 102  
 2009 Clinical Classifications Software (CCS)  
 High-Level and Single-Level CPT/HCPCS Procedure Groups

Appendix O6: ..... 106  
 History of Outpatient Data Collection

---

## Overview

---

- **Total health care spending** on Vermont residents increased 7.6% from 2008 to 2009 to \$4.71 billion while total spending on Vermont providers was \$4.66 billion and increased 5.2% during the same period, according to the [2009 Vermont Health Care Expenditure Analysis & Three Year Forecast](#).<sup>1</sup> In 2009, hospital spending on Vermont residents totaled \$1.7 billion and accounted for 37% of total health care spending as the largest provider category, followed by physician services at 14% of total health spending and drugs and supplies at 12%.
- **Vermont's Population is Aging:** From 1990-2009, the percent of Vermonters aged 45+ continued to grow. The percent of Vermonters 45 years or older in 2009 was 46.7% (*2009 Inpatient Hospitalization Report, Section I*). According to the [U.S. Census in 2009](#),<sup>2</sup> the national rate for those 45 years or older was 38.7%. As the Vermont population continues to age, the number of adults with age-related medical conditions and chronic diseases will continue to rise and require more health care services. Private Insurance continues to be the leading principal payer for hospital outpatient discharges at 45.3% of total discharges (O4).
- **Total hospital revenues continued to rise**, but outpatient revenues continued to significantly outpace inpatient revenues (See Figure 1). Between 2000 and 2009, inpatient revenues increased 80% and outpatient revenues increased 225%.<sup>3</sup>

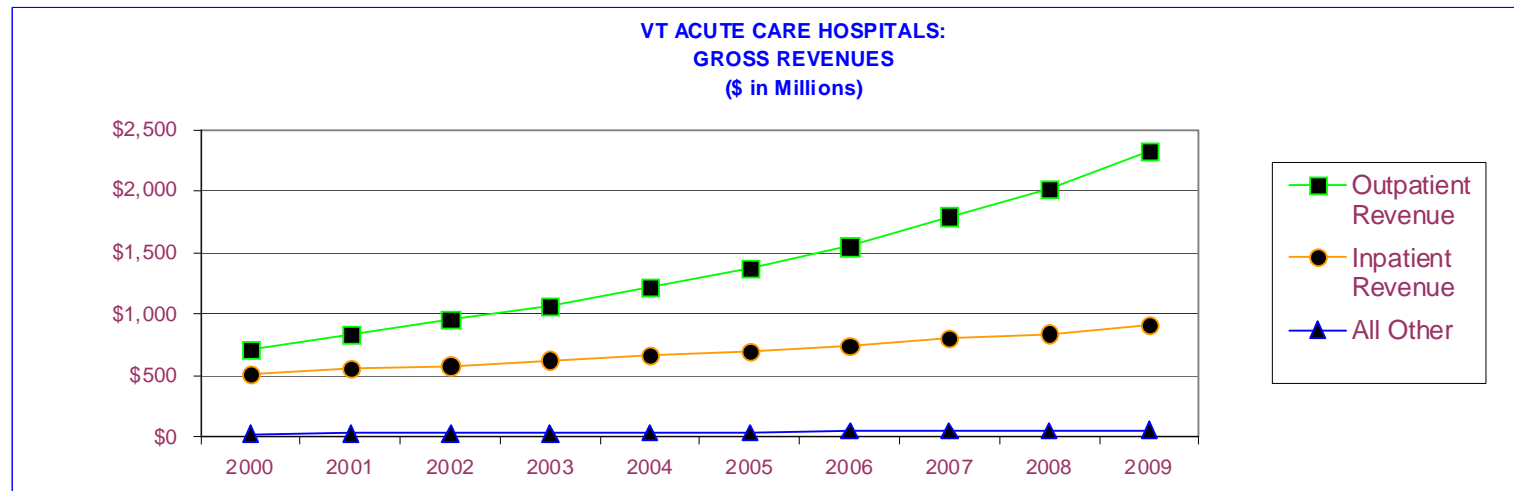


Figure 1

Data Source: HCA Annual Budget Submission.

---

<sup>1</sup> Information for the 2009 Vermont Health Care Expenditure Analysis is at: <http://www.bishca.state.vt.us/> under “Health Care” and then “Research Data and Reports”.

<sup>2</sup> Information for the 2009 U.S. Census is at <http://www.census.gov/popest/states/asrh/> under “Population by Selected Age Groups”.

<sup>3</sup> For more information, see the *2010 Hospital Financial and Statistical Profile* at: <http://www.bishca.state.vt.us/health-care/hospitals-health-care-practitioners/hospital-financial-health-care-reports>

---

---

## Outpatient Highlights

---

### Highlights of Vermont Outpatient Utilization

- **In 2009 there were 103,984 Vermont resident visits to hospitals** in Vermont, New Hampshire, and New York, for outpatient surgical procedures, similar to 101,741 in 2008 (O7).
- **There were 119,207 outpatient surgical visits to Vermont hospitals in 2009**, representing both Vermont residents and non-residents (O1a). Similar to the findings in 2008, about 15% of these records, or 17,488 of the total, originated in the Emergency Department (O1b).
- **The leading procedure group in 2009 for both males and females age 45 and older was Intestinal Incision, Excision, and Anastomosis**, including colonoscopy and endoscopic polypectomy of the large intestine. The leading procedure group in 2009 for both males and females age 15 and under was Other Middle and Inner Ear Operations. These findings are the same as in 2008 (O3).
- **Outpatient utilization continues to grow.** Factors influencing this increase include the continuing shift of treatment and procedures from the inpatient to the outpatient setting and changes in reimbursement and cost-containment strategies.
- **The top five CCS High Level Diagnosis Groups** account for more than 60% of all expanded outpatient visits in 2009, similar to findings in 2008 (O11).
- **In 2009, Rutland Regional Medical Center had the most Observation Bed records**, leading all hospitals at 17.0% of all Observation Bed records. **Fletcher Allen Health Care**, which led all hospitals in 2008 with 18.1% of Observation Bed records, decreased to 16.2% of Observation Bed records in 2009 (O13).

For information on utilization of inpatient hospital services or comparing hospital services across settings, see the “**Vermont Hospital Utilization Reports**” at: <http://www.bishca.state.vt.us/health-care/research-data-reports/vermont-hospital-utilization-reports-vhur>.

For more information on in-migration and out-migration for inpatient hospital services, see the “**Vermont Hospital Migration Reports**” at: <http://www.bishca.state.vt.us/health-care/research-data-reports/vermont-hospital-migration-report-vhmr>.



# Outpatient Highlights

## Reason for Hospitalization: Top Five Procedure Groups for Visits

Procedure Groups are created using the first procedure in the ICD-9-CM code range 00.0 - 86.99 on each record, grouped by the first two digits of the procedure code.

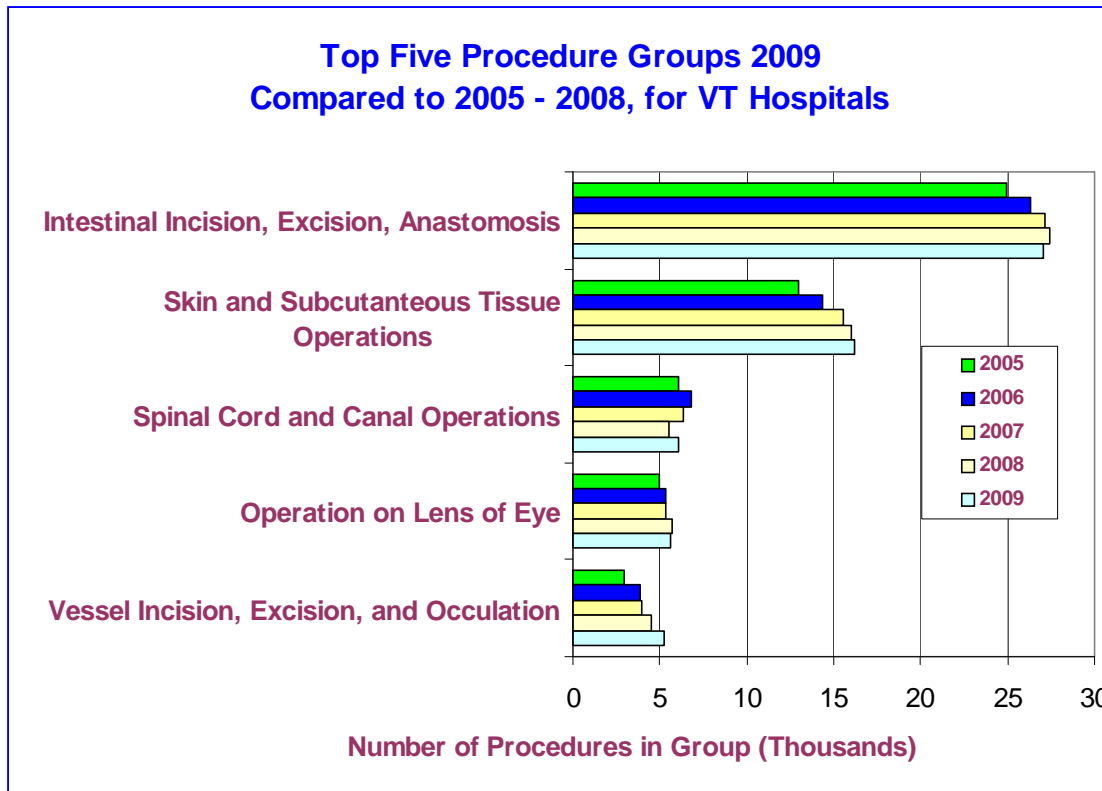


Figure 2

Data Source: VT Uniform Hospital Discharge Data Set, Table O2

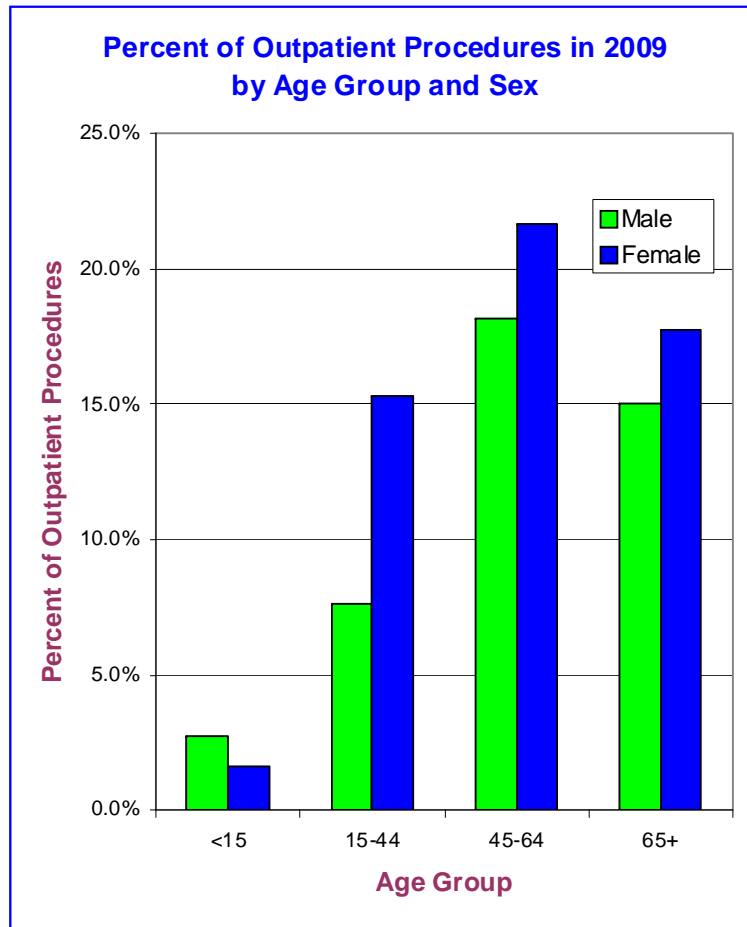
- **The top five Procedure Groups** account for more than 50% of all visits.
- **Intestinal Incision, Excision and Anastomosis** continues to lead all procedure groups with 22.7% of all outpatient visits, followed by Skin and Subcutaneous Tissue Operations with 13.6% of all outpatient visits.
- **Among these five Procedure Groups**, the numbers of Vessel, Incision, Excision and Occulation procedures and Skin and Subcutaneous Tissue Operations continued to increase.

---

## Outpatient Highlights

---

### Patient Characteristics: Variations by Age and Sex



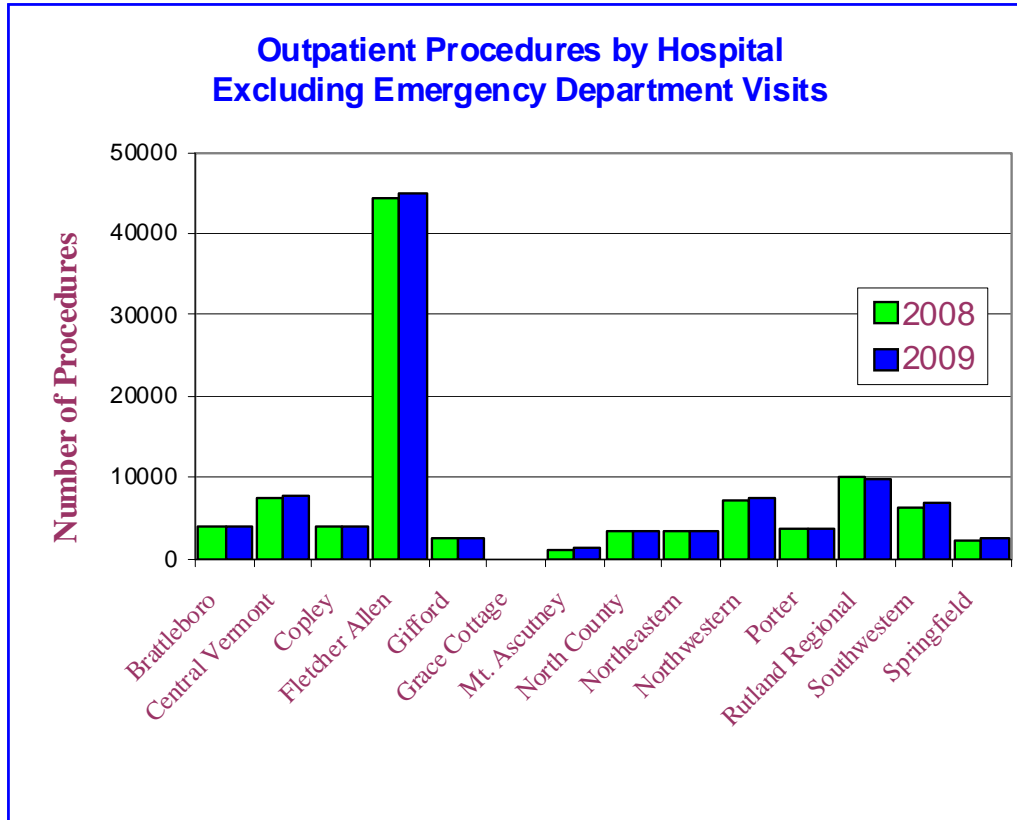
- **Females comprised 56.5% or 57,431 of all outpatient procedures** that did not originate in the emergency department in 2009, similar to overall female rates since 2005.
- **Females accounted for a higher rate of outpatient procedures than males, except for the <15 age group.** These rates have remained steady since 2005.
- **Overall, the 45-64 age group accounted for the highest share (39.8% of the total) of outpatient procedures** that did not originate in the emergency department in 2009, as it has since 2005.
- **Over time, the 65+ age group has experienced the only increase in share of outpatient procedures** that did not originate in the emergency department, from 27.8% in 2005 to 33.1% in 2009 (a 19% increase).
- **Obstetric and Gynecologic procedures** account for the large difference in the outpatient procedures rate between males and females in the 15-44 age group, consistent with the past four years.
- **Operations on the Breast** contributes to the difference in the outpatient procedures rate between males and females in the 45-64 age group, consistent with the past four years.

**Figure 3**

Data Source: VT Uniform Hospital Discharge Data Set, Table O3  
This Table excludes records that originated in the Emergency Room

## Outpatient Highlights

### Outpatient Procedure Visits by Hospital, Excluding Emergency Department Visits



- **In 2009, Fletcher Allen had the most outpatient procedure visits.** Fletcher Allen has more than four times the number of outpatient procedure visits than the next highest Vermont hospital (Rutland Regional) with 44.3% of all outpatient procedure visits, excluding emergency department visits, similar to 2008.
- **Eleven of the fourteen Vermont Hospitals had an increase in the number of outpatient procedure visits** that did not originate in the emergency department from 2008 to 2009.

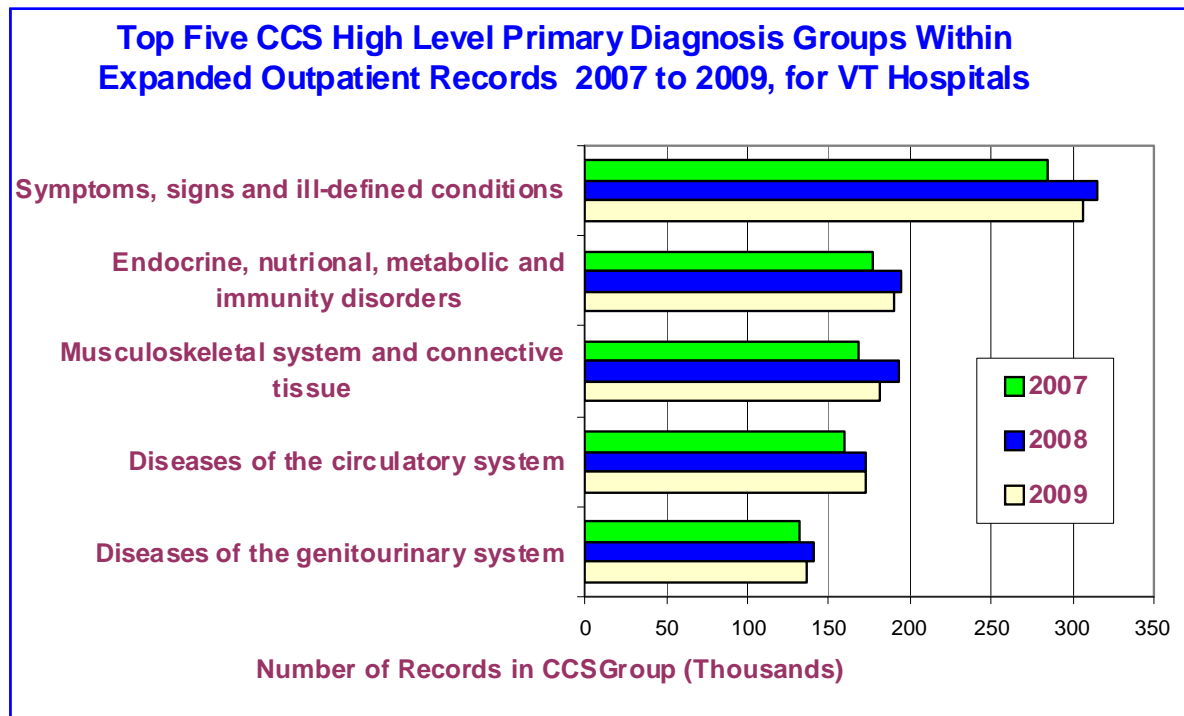
**Figure 4**

Data Source: VT Uniform Hospital Discharge Data Set, Table O5a  
 This Table excludes records that originated in the Emergency Room

# Outpatient Highlights

## Expanded Outpatient Services<sup>4</sup>: CCS High Level Diagnostic Groups by Vermont Hospital

The single-level diagnosis CCS aggregates illnesses and conditions into more than 260 categories. The High Level CCS groups further collapse single-level CCS into broad groups based on body systems or condition categories.



- **The top five CCS High Level Diagnosis Groups** account for more than 60% of all expanded outpatient visits in 2009, as in 2007 and 2008.
- **Symptoms, signs and ill-defined conditions include the largest number of expanded outpatient visits.**
- **All top five CCS High Level Diagnosis Groups increased from 2007 to 2008, and decreased slightly in 2009.** The gap between these five CCS High Level Diagnosis Groups and the sixth highest group has been growing for several years, indicating that the top five CCS High Level Diagnosis Groups will most likely maintain their rank position in future years.

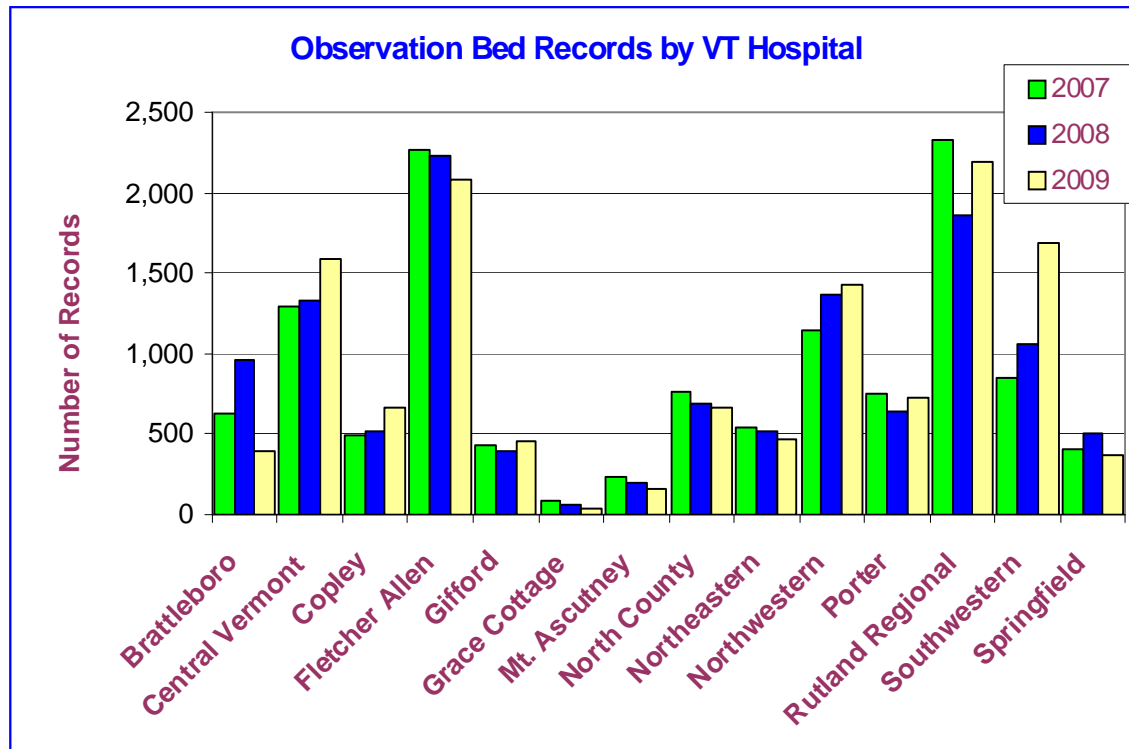
**Figure 5**

Data Source: VT Uniform Hospital Discharge Data Set, Table O11

<sup>4</sup> **Expanded Outpatient Services** consist of all outpatient records that do not have a procedure in the ICD-9-CM code range of 00.0-86.00 or an ED-associated revenue code. Dataset includes all other diagnostic and therapeutic services such as laboratory and radiological services.

# Outpatient Highlights

## Observation Bed Records<sup>5</sup> by Vermont Hospital



- In 2009, Rutland Regional had the most Observation Bed records.
- About 1 in 3 Observation Bed Records come from the top two hospitals (Rutland Regional and Fletcher Allen).
- Five of the fourteen Vermont Hospitals had an increase in Observation Bed records between 2007 and 2009. Observation Bed records have steadily increased in Vermont from 12,194 in 2007 to 12,314 in 2008 and 12,883 in 2009.

Figure 6

Data Source: VT Uniform Hospital Discharge Data Set, Table O13  
 Observation Bed records are flagged using revenue code 760 or 762.

<sup>5</sup> **Observation Bed:** A status recognized by third-party payers-eg Medicare, health insurance companies and others, in which a Pt is admitted to the hospital for a period of 23 hrs and 59 minutes or more, depending on the 3<sup>rd</sup> party, with either a specific 'rule/out' diagnostic consideration-eg, appendicitis, angina, MI, or pneumonia; observation may also refer to a known Pt status, in which a previously diagnosed condition is managed under observation-eg, dehydration, anemia, etc; a popular term for a bed occupied by a person in an outpatient observation status. (McGraw-Hill Concise Dictionary of Modern Medicine. © 2002 by The McGraw-Hill Companies, Inc.)

# User's Guide to Outpatient Tables

## Outpatient Data Collection in Vermont

Analysis of outpatient data quantifies trends in hospital utilization and monitors the phenomenon of shifting care from inpatient to outpatient settings for hospital-based procedures.

Collection of Vermont hospital outpatient data, formerly referred to as ambulatory surgery in the Monograph series, began in January 1989, under the authority of the Vermont Hospital Data Council. Data collection continued when statutory authority to collect and manage hospital data was passed to the Vermont Health Care Authority, which later became the Division of Health Care Administration in the Department of Banking, Insurance, Securities and Health Care Administration (BISHCA). Like the inpatient data file, the outpatient data file is provided by the Vermont Association of Hospitals and Health Systems - Network Services Organization (VAHHS-NSO) and then managed by the Vermont Department of Health (VDH) under an agreement with BISHCA.

In 2006 additional types of hospital-based outpatient services, such as diagnostic tests and therapeutic services, were collected in the hospital discharge dataset. This report continues to explore these expanded data and includes tables looking at Current Procedural Terminology (CPT) and Health Care Procedure Coding System (HCPCS) codes across all outpatient records.

### *What procedures should be included in analyses?*

With recent changes in technology, the definition of “outpatient procedures” has become a complicated issue. The Centers for Disease Control’s National Center for Health Statistics notes that,

“The distinction between surgical and non-surgical procedures has become less meaningful in the last two decades with the development of minimally invasive and non-invasive procedures. The procedures classified as non-surgical may not have less operative or anesthetic risk or require less highly trained personnel or special equipment than those classified as surgical.”<sup>1</sup>

As outpatient data collection evolves, revision of the definition of outpatient services and inclusion of new categories of outpatient services, such as magnetic resonance imaging (MRI) and other diagnostic services, will be required in order to measure changes in the health care delivery system. BISHCA and VDH are exploring the issues pertaining to categorizing outpatient data and included in this report are attempts to examine all collected outpatient records.

## Definitions

### *Outpatient Procedures and Services*

Hospitals currently report outpatient procedures and services multiple ways, by using the International Classification of Disease codes (9th Revision, Clinical Modification - ICD-9-CM), Current Procedural Terminology (CPT) and Health Care Procedure Coding System (HCPCS) codes, and by using revenue codes. This report includes tables based upon ICD-9-CM procedure groups, tables looking at

---

<sup>1</sup>Kozak LJ, Lawrence L. National Hospital Discharge Survey: Annual summary, 1997. National Center for Health Statistics. Vital Health Stat 13(144). 1999. P. 45.

revenue groups, and tables examining CPT/HCPCS procedure groups. **Reporting on ICD-9-CM procedure codes in the outpatient setting will be phased out over the next two years and will be replaced with reports based on revenue codes and/or upon CPT/HCPCS coding.**

### ***ICD-9-CM Procedure Groups***

This report, as in previous years, looks at ICD-9-CM procedure groups in tables O1-O7. Although up to twenty procedures (the principal and 19 secondary procedures) can be listed on every outpatient discharge record, only the first procedure that is in the ICD-9-CM range 00.0 – 86.99 is analyzed in these tables.

There are over 3,500 specific procedure codes in the ICD-9-CM coding system. These codes are composed of two digits, followed by a decimal and two additional digits. The first two digits describe broad categories. For example, 13 is the category “Operations on Lens of Eye.” There are 100 two-digit ICD-9-CM categories. The two digits following the decimal provide greater specificity. For example, 13.41 is “Phacoemulsion and aspiration of cataract.” In the outpatient procedure tables O1-O7, procedures have been grouped into categories based on the first two digits of their ICD-9-CM codes.

### ***Revenue Code Primary Cost Center Groups***

With the expansion of outpatient reporting, many new outpatient records lack a procedure in range as defined above. These records still provide valuable information on services performed in the outpatient setting. Tables O8-O10 explore these expanded outpatient records using Primary Cost Center Groups or PCCRs, which group revenue codes into broader categories of services. These tables include just a few of all possible Primary Cost Center categories based upon reported revenue codes in each record. If a visit includes multiple revenue codes that are mapped to the same Primary Cost Center category, a flag is set and that PCCR category is counted only once for that visit.

### ***CPT/HCPCS Procedure Groups***

With the change from ICD-9-CM procedure reporting to CPT/HCPCS procedure reporting, tables have been created to examine CPT/HCPCS procedure groups. Tables O15 through O17 examine Clinical Classification Software (CCS) categories that group CPT and HCPCS procedure and service codes. These tables report on **all** outpatient procedures or services performed in a hospital-based outpatient setting.

These tables do not look at units of service for each CPT or HCPCS code, rather just the presence of each code. In these tables all outpatient records are included and all procedures are reported, not just primary procedures. Because of the inclusion of all outpatient records and the reporting of multiple procedures per visit, numbers reported in these tables for similar service categories will not match those found in tables using ICD-9-CM procedure groups or those using PCCR groups which report at the visit level. These tables represent an initial attempt to categorize all outpatient procedures by grouping CPT and HCPCS procedures and services, and will be expanded in future Utilization Reports.

### ***Changes in Definition of Outpatient Procedures***

The definition of outpatient procedures in the hospital monographs has undergone numerous changes in the last ten years, and will continue to evolve. The history of these changes can be found in Appendix O6.

### ***Comparison to Previous Monographs***

The outpatient procedure tables presented in this Report cannot meaningfully be compared to the tables published in the 2002 and earlier reports because the change in record selection rules described in Appendix O6 affected the nature of the records included.

**Outpatient Procedure Reporting**

Outpatient visits are reported several ways in the Outpatient tables. Records are presented at the visit level, one record per visit, and at the procedure level, multiple records per visit. Some tables include records originating in the emergency department, and some do not.

The following table presents an overview of the tables in this report, outlining the data selection criteria used for each table.

| Record selection   |                       | ICD-9-CM Procedure Groups | ICD-9-CM Diagnostic Groups | PCCR Revenue Groups | CPT/HCPCS CCSCPT Groups |
|--|-----------------------|---------------------------|----------------------------|---------------------|-------------------------|
|  |                       | Tables                    |                            |                     |                         |
| ICD-9-CM First Procedure in range (0-86.99)<br><b>Visit Level</b>  | Includes Emergency    | O1a, O1b, O2, O5a         |                            |                     |                         |
|  | Not Originating in ED | O3, O4, O5b, O6, O7       |                            |                     |                         |
| Expanded outpatient (no procedures in range, no ED flag and no Observation Bed Flag). <b>Visit Level</b> |                       |                           | O11, O12                   | O8-O10              |                         |
| Observation Bed Records<br><b>Visit Level</b>  | All                   |                           | O13                        |                     |                         |
|  | OBS Flag only         |                           | O14                        |                     |                         |
| All Outpatient, Emergency vs. Non-Emergency visits, all procedures reported<br><b>Procedure Level</b>    | All CCSCPT categories |                           |                            |                     | O15, O16                |
|  | CCSCPT 16             |                           |                            |                     | O17                     |



## ***Charges***

The payments hospitals receive for covered services rarely equal what is charged. All patients, or insurance plans, do not pay the same amount for similar treatments, supplies and services, even though they may be billed the same amount. Private insurers generally negotiate separately with hospitals to set reimbursement rates. The federal and state governments set reimbursement rates for Medicare and Medicaid independently. Variations in charges and reimbursement may be designed so services are cross subsidized. Comparative analyses of hospital charges must take the limitations of charge data into account.

Charges in this report are defined as "facility" charges. Hospitals subtract professional fees and charges for patient convenience items from the total charge in order to calculate the facility charge. However, facility charge data are not always reported according to this standard definition. Some hospitals include salaried and contracted physician fees in their facility charges.

Charges for hospital admissions with the same principal procedure cannot be expected to be identical, not only because hospitals differ in their assignment of charges, but because patients differ in the severity of their conditions. In general, charges for inpatient procedures tend to be higher than comparable procedures performed in an outpatient setting. In many cases, those treated in an inpatient setting have complicating conditions or other health risks that add to the cost of their care and make them poor candidates for outpatient services.

## **Sources of Data**

Beginning with the 2001 definition for outpatient procedures, all fourteen of Vermont's civilian acute care hospitals now submit outpatient data to the hospital discharge reporting system.

Under the definition in use from 1989-2000, Grace Cottage Hospital was excluded because it does not have an operating room. In 2001, the Veterans Administration hospital in White River Junction also began

participating in the outpatient dataset, but is not included in the monograph series until 2002. The Veterans Administration stopped providing outpatient data after June 30, 2006.

Data for Vermont residents having outpatient procedures in New Hampshire have been available since 2001. These data are received from the New Hampshire Department of Health and Human Services. The New York Department of Health has provided outpatient data since 2004 but in 2008 their data no longer contained ICD-9-CM procedure codes and are not included in this report. Outpatient procedure data are not yet available from Massachusetts. The data from New Hampshire are included in Table O7.

## **Hospital vs. Hospital Service Area Data**

In the tables that follow, outpatient procedures data are reported by hospital, but not by hospital service area (HSA). Each HSA is defined by the geographically distinct population of Vermonters who are highly dependent on a hospital or group of hospitals. Statistics for HSA analyses include population-based rates that are adjusted for differences in population characteristics, such as age distribution, from one HSA to another. Using population-based rates, especially age-adjusted rates, differences in hospitalization patterns for residents of different regions of the state can be identified. However, unlike the inpatient dataset, the outpatient procedures dataset does not include all records for Vermont residents who had outpatient procedures in neighboring states. Therefore, outpatient procedure rates cannot be calculated on a hospital service area or population basis with accuracy.

**Table O1a**  
**Outpatient Procedure Groups by Data Year**  
**2005-2009 VT Hospital Data, including VT Residents and Non-Residents**

| ICD-9-CM Procedure Group                 | 2005   |       | 2006   |       | 2007   |       | 2008   |       | 2009   |       |
|--|--------|-------|--------|-------|--------|-------|--------|-------|--------|-------|
|  | Number | Col % | Number | Col % | Number | Col % | Number | Col % | Number | Col % |
| 00 Procedures and Interventions, NEC     | 64     | 0.1   | 122    | 0.1   | 192    | 0.2   | 169    | 0.1   | 245    | 0.2   |
| 01 Incision, Excision of Brain, Skull    | 10     | 0.0   | 21     | 0.0   | 18     | 0.0   | 13     | 0.0   | 8      | 0.0   |
| 02 Other Brain, Skull Operations         | 4      | 0.0   | 6      | 0.0   | 8      | 0.0   | 4      | 0.0   | 5      | 0.0   |
| 03 Spinal Cord & Canal Operations        | 6,066  | 6.1   | 6,799  | 6.2   | 6,356  | 5.5   | 5,542  | 4.7   | 6,037  | 5.1   |
| 04 Cranial & Peripheral Nerve Operations | 3,506  | 3.5   | 3,802  | 3.5   | 4,258  | 3.7   | 4,122  | 3.5   | 4,950  | 4.2   |
| 05 Sympathetic Nerve Operations          | 363    | 0.4   | 104    | 0.1   | 90     | 0.1   | 75     | 0.1   | 101    | 0.1   |
| 06 Thyroid, Parathyroid Operations       | 279    | 0.3   | 481    | 0.4   | 527    | 0.5   | 575    | 0.5   | 626    | 0.5   |
| 07 Other Endocrine Gland Operations      | 5      | 0.0   | 7      | 0.0   | 8      | 0.0   | 5      | 0.0   | 6      | 0.0   |
| 08 Eyelid Operations                     | 741    | 0.7   | 776    | 0.7   | 883    | 0.8   | 858    | 0.7   | 813    | 0.7   |
| 09 Lacrimal System Operations            | 79     | 0.1   | 106    | 0.1   | 159    | 0.1   | 114    | 0.1   | 94     | 0.1   |
| 10 Conjunctival Operations               | 10     | 0.0   | 45     | 0.0   | 99     | 0.1   | 66     | 0.1   | 28     | 0.0   |
| 11 Operations on Cornea                  | 109    | 0.1   | 77     | 0.1   | 93     | 0.1   | 81     | 0.1   | 86     | 0.1   |
| 12 Anterior Eye Segment Operations       | 290    | 0.3   | 345    | 0.3   | 357    | 0.3   | 323    | 0.3   | 339    | 0.3   |
| 13 Operations on Lens of Eye             | 4,959  | 5.0   | 5,331  | 4.8   | 5,382  | 4.6   | 5,702  | 4.9   | 5,655  | 4.7   |
| 14 Posterior Eye Segment Operations      | 220    | 0.2   | 716    | 0.7   | 1,838  | 1.6   | 1,901  | 1.6   | 1,825  | 1.5   |
| 15 Extraocular Muscle Operations         | 121    | 0.1   | 91     | 0.1   | 83     | 0.1   | 82     | 0.1   | 63     | 0.1   |
| 16 Orbit & Eyeball Operations            | 19     | 0.0   | 31     | 0.0   | 44     | 0.0   | 35     | 0.0   | 80     | 0.1   |
| 17 Other Miscellaneous Procedures        | 0      | 0.0   | 0      | 0.0   | 0      | 0.0   | 0      | 0.0   | 134    | 0.1   |
| 18 External Ear Operations               | 266    | 0.3   | 308    | 0.3   | 340    | 0.3   | 342    | 0.3   | 353    | 0.3   |
| 19 Middle Ear Reconstructions            | 142    | 0.1   | 147    | 0.1   | 132    | 0.1   | 120    | 0.1   | 128    | 0.1   |
| 20 Other Middle & Inner Ear Operations   | 1,251  | 1.3   | 1,291  | 1.2   | 1,258  | 1.1   | 1,229  | 1.0   | 1,301  | 1.1   |
| 21 Operations on Nose                    | 1,184  | 1.2   | 1,386  | 1.3   | 1,610  | 1.4   | 1,714  | 1.5   | 1,499  | 1.3   |
| 22 Nasal Sinus Operations                | 218    | 0.2   | 188    | 0.2   | 222    | 0.2   | 215    | 0.2   | 196    | 0.2   |
| 23 Tooth Removal & Restoration           | 577    | 0.6   | 503    | 0.5   | 644    | 0.6   | 652    | 0.6   | 689    | 0.6   |
| 24 Other Operations on Teeth & Gums      | 77     | 0.1   | 66     | 0.1   | 75     | 0.1   | 96     | 0.1   | 124    | 0.1   |
| 25 Operations on Tongue                  | 52     | 0.1   | 68     | 0.1   | 65     | 0.1   | 72     | 0.1   | 70     | 0.1   |
| 26 Salivary Gland Operations             | 68     | 0.1   | 77     | 0.1   | 71     | 0.1   | 81     | 0.1   | 74     | 0.1   |
| 27 Other Mouth & Face Operations         | 500    | 0.5   | 507    | 0.5   | 542    | 0.5   | 598    | 0.5   | 558    | 0.5   |
| 28 Tonsil & Adenoid Operations           | 993    | 1.0   | 1,070  | 1.0   | 1,047  | 0.9   | 922    | 0.8   | 857    | 0.7   |
| 29 Operations on Pharynx                 | 52     | 0.1   | 41     | 0.0   | 50     | 0.0   | 52     | 0.0   | 63     | 0.1   |
| 30 Excision of Larynx                    | 111    | 0.1   | 93     | 0.1   | 113    | 0.1   | 90     | 0.1   | 89     | 0.1   |
| 31 Larynx Trachea Operations, NEC        | 165    | 0.2   | 425    | 0.4   | 567    | 0.5   | 560    | 0.5   | 652    | 0.5   |

**Table O1a**  
**Outpatient Procedure Groups by Data Year**  
**2005-2009 VT Hospital Data, including VT Residents and Non-Residents**

| ICD-9-CM Procedure Group                             | 2005   |       | 2006   |       | 2007   |       | 2008   |       | 2009   |       |
|--|--------|-------|--------|-------|--------|-------|--------|-------|--------|-------|
|  | Number | Col % | Number | Col % | Number | Col % | Number | Col % | Number | Col % |
| 32 Lung & Bronchus Excision                          | 3      | 0.0   | 11     | 0.0   | 14     | 0.0   | 16     | 0.0   | 10     | 0.0   |
| 33 Other Bronchial & Lung Operations                 | 538    | 0.5   | 595    | 0.5   | 564    | 0.5   | 587    | 0.5   | 545    | 0.5   |
| 34 Thorax Operations Except Lung                     | 244    | 0.2   | 236    | 0.2   | 261    | 0.2   | 244    | 0.2   | 215    | 0.2   |
| 35 Heart Valve & Septa Operations                    | 0      | 0.0   | 2      | 0.0   | 5      | 0.0   | 6      | 0.0   | 2      | 0.0   |
| 36 Operations on Heart Vessels                       | 81     | 0.1   | 3      | 0.0   | 16     | 0.0   | 19     | 0.0   | 50     | 0.0   |
| 37 Other Heart & Pericardium Operations              | 1,259  | 1.3   | 1,340  | 1.2   | 1,291  | 1.1   | 1,415  | 1.2   | 1,447  | 1.2   |
| 38 Vessel Incision, Excision, Occlusion              | 2,963  | 3.0   | 3,905  | 3.5   | 3,966  | 3.4   | 4,483  | 3.8   | 5,232  | 4.4   |
| 39 Other Operations on Vessels                       | 564    | 0.6   | 739    | 0.7   | 634    | 0.5   | 661    | 0.6   | 692    | 0.6   |
| 40 Lymphatic System Operations                       | 259    | 0.3   | 264    | 0.2   | 290    | 0.2   | 300    | 0.3   | 257    | 0.2   |
| 41 Bone Marrow & Spleen Operations                   | 90     | 0.1   | 161    | 0.1   | 270    | 0.2   | 292    | 0.2   | 285    | 0.2   |
| 42 Operations on Esophagus                           | 574    | 0.6   | 619    | 0.6   | 580    | 0.5   | 564    | 0.5   | 546    | 0.5   |
| 43 Incision, Excision of Stomach                     | 164    | 0.2   | 133    | 0.1   | 141    | 0.1   | 147    | 0.1   | 122    | 0.1   |
| 44 Other Operations on Stomach                       | 206    | 0.2   | 202    | 0.2   | 222    | 0.2   | 377    | 0.3   | 329    | 0.3   |
| 45 Intestinal Incision, Excision, Anastomosis        | 24,958 | 25.1  | 26,337 | 23.9  | 27,134 | 23.3  | 27,393 | 23.4  | 27,044 | 22.7  |
| 46 Other Intestinal Operations                       | 21     | 0.0   | 29     | 0.0   | 35     | 0.0   | 36     | 0.0   | 45     | 0.0   |
| 47 Operations on Appendix                            | 240    | 0.2   | 266    | 0.2   | 310    | 0.3   | 369    | 0.3   | 322    | 0.3   |
| 48 Other Rectal & Perirectal Operations              | 1,860  | 1.9   | 1,698  | 1.5   | 1,684  | 1.4   | 1,676  | 1.4   | 1,513  | 1.3   |
| 49 Operations on Anus                                | 541    | 0.5   | 678    | 0.6   | 701    | 0.6   | 619    | 0.5   | 732    | 0.6   |
| 50 Operations on Liver                               | 334    | 0.3   | 358    | 0.3   | 327    | 0.3   | 307    | 0.3   | 265    | 0.2   |
| 51 Biliary Tract Operations                          | 1,248  | 1.3   | 1,344  | 1.2   | 1,369  | 1.2   | 1,382  | 1.2   | 1,525  | 1.3   |
| 52 Operations on Pancreas                            | 8      | 0.0   | 11     | 0.0   | 14     | 0.0   | 15     | 0.0   | 21     | 0.0   |
| 53 Repair of Hernia                                  | 2,247  | 2.3   | 2,254  | 2.0   | 2,289  | 2.0   | 2,141  | 1.8   | 1,980  | 1.7   |
| 54 Other Abdominal Region Operations                 | 580    | 0.6   | 557    | 0.5   | 672    | 0.6   | 672    | 0.6   | 635    | 0.5   |
| 55 Operations on Kidney                              | 178    | 0.2   | 200    | 0.2   | 182    | 0.2   | 217    | 0.2   | 202    | 0.2   |
| 56 Operations on Ureter                              | 297    | 0.3   | 280    | 0.3   | 300    | 0.3   | 344    | 0.3   | 383    | 0.3   |
| 57 Urinary Bladder Operations                        | 1,622  | 1.6   | 1,887  | 1.7   | 2,317  | 2.0   | 2,565  | 2.2   | 2,733  | 2.3   |
| 58 Operations on Urethra                             | 199    | 0.2   | 186    | 0.2   | 231    | 0.2   | 200    | 0.2   | 211    | 0.2   |
| 59 Other Urinary Tract Operations                    | 522    | 0.5   | 639    | 0.6   | 653    | 0.6   | 676    | 0.6   | 715    | 0.6   |
| 60 Prostate & Seminal Vesicle Operations             | 125    | 0.1   | 253    | 0.2   | 313    | 0.3   | 333    | 0.3   | 376    | 0.3   |
| 61 Scrotum & Tunica Vaginalis Operations             | 95     | 0.1   | 84     | 0.1   | 120    | 0.1   | 104    | 0.1   | 107    | 0.1   |
| 62 Operations on Testes                              | 113    | 0.1   | 89     | 0.1   | 110    | 0.1   | 102    | 0.1   | 120    | 0.1   |
| 63 Spermatic Cord, Epididymis, Vas Deferens Operatio | 214    | 0.2   | 183    | 0.2   | 189    | 0.2   | 185    | 0.2   | 184    | 0.2   |

**Table O1a**  
**Outpatient Procedure Groups by Data Year**  
**2005-2009 VT Hospital Data, including VT Residents and Non-Residents**

| ICD-9-CM Procedure Group                          | 2005   |       | 2006    |       | 2007    |       | 2008    |       | 2009    |       |
|---|--------|-------|---------|-------|---------|-------|---------|-------|---------|-------|
|   | Number | Col % | Number  | Col % | Number  | Col % | Number  | Col % | Number  | Col % |
| 64 Operations on Penis                            | 378    | 0.4   | 435     | 0.4   | 444     | 0.4   | 508     | 0.4   | 508     | 0.4   |
| 65 Operations on Ovary                            | 459    | 0.5   | 490     | 0.4   | 471     | 0.4   | 468     | 0.4   | 482     | 0.4   |
| 66 Fallopian Tube Operations                      | 542    | 0.5   | 523     | 0.5   | 529     | 0.5   | 459     | 0.4   | 437     | 0.4   |
| 67 Operations on Cervix                           | 319    | 0.3   | 400     | 0.4   | 319     | 0.3   | 298     | 0.3   | 298     | 0.2   |
| 68 Other Uterine Incision, Excision               | 575    | 0.6   | 702     | 0.6   | 938     | 0.8   | 887     | 0.8   | 988     | 0.8   |
| 69 Other Uterus & Supporting Structure Operations | 1,427  | 1.4   | 1,750   | 1.6   | 1,403   | 1.2   | 1,267   | 1.1   | 1,274   | 1.1   |
| 70 Vagina & Cul-de-sac Operations                 | 190    | 0.2   | 191     | 0.2   | 250     | 0.2   | 244     | 0.2   | 323     | 0.3   |
| 71 Vulvar & Perineal Operations                   | 180    | 0.2   | 179     | 0.2   | 209     | 0.2   | 207     | 0.2   | 217     | 0.2   |
| 72 Forceps, Vacuum, Breech Delivery               | 0      | 0.0   | 0       | 0.0   | 0       | 0.0   | 0       | 0.0   | 1       | 0.0   |
| 73 Assisting, Inducing Delivery, NEC              | 72     | 0.1   | 44      | 0.0   | 65      | 0.1   | 49      | 0.0   | 41      | 0.0   |
| 74 C-Section, Removal of Fetus                    | 0      | 0.0   | 1       | 0.0   | 0       | 0.0   | 4       | 0.0   | 3       | 0.0   |
| 75 Other Obstetric Operations                     | 2,708  | 2.7   | 3,663   | 3.3   | 4,324   | 3.7   | 4,061   | 3.5   | 4,138   | 3.5   |
| 76 Facial Bone & Joint Operations                 | 75     | 0.1   | 94      | 0.1   | 107     | 0.1   | 103     | 0.1   | 108     | 0.1   |
| 77 Incision, Excision, Division of Bone, NEC      | 1,140  | 1.1   | 1,114   | 1.0   | 1,136   | 1.0   | 1,084   | 0.9   | 1,008   | 0.8   |
| 78 Other Bone Operations Except Face              | 677    | 0.7   | 715     | 0.6   | 655     | 0.6   | 620     | 0.5   | 635     | 0.5   |
| 79 Reduction of Fracture, Dislocation             | 2,286  | 2.3   | 2,483   | 2.3   | 2,679   | 2.3   | 2,568   | 2.2   | 2,611   | 2.2   |
| 80 Incision, Excision of Joint                    | 3,252  | 3.3   | 3,356   | 3.0   | 3,334   | 2.9   | 3,038   | 2.6   | 3,012   | 2.5   |
| 81 Joint Repair & Plastic Operations              | 2,435  | 2.5   | 3,083   | 2.8   | 3,873   | 3.3   | 4,141   | 3.5   | 4,370   | 3.7   |
| 82 Hand Muscle, Tendon, Fascia Operations         | 1,227  | 1.2   | 1,191   | 1.1   | 1,359   | 1.2   | 1,376   | 1.2   | 1,268   | 1.1   |
| 83 Other Muscle, Tendon, Fascia, Bursa Operations | 1,331  | 1.3   | 1,659   | 1.5   | 1,849   | 1.6   | 2,039   | 1.7   | 1,942   | 1.6   |
| 84 Other Musculoskeletal Procedure                | 151    | 0.2   | 130     | 0.1   | 121     | 0.1   | 181     | 0.2   | 175     | 0.1   |
| 85 Operations on the Breast                       | 2,054  | 2.1   | 2,944   | 2.7   | 2,636   | 2.3   | 2,699   | 2.3   | 2,561   | 2.1   |
| 86 Skin & Subcutaneous Tissue Operations          | 12,975 | 13.1  | 14,358  | 13.0  | 15,513  | 13.3  | 15,993  | 13.7  | 16,214  | 13.6  |
| Total for All Procedures                          | 99,301 | 100.0 | 110,078 | 100.0 | 116,549 | 100.0 | 117,151 | 100.0 | 119,207 | 100.0 |

Outpatient procedure records include all outpatient records with procedures in the ICD-9-CM code range 00.0-86.99.

This includes outpatient procedures originating in the ED and outpatient procedures not originating in the ED.

Procedure groups are created using the first procedure on each record which is in the defined code range, grouped by the first two digits of the procedure code.

The Veterans Administration in White River Junction stopped submitting records June 30, 2006.

**Table O1b**  
**Outpatient Procedure Groups by Admission Source**  
**2009 VT Hospital Data, including VT Residents and Non-Residents**  
**Number of Procedures and Row Percents**

| ICD-9-CM Procedure Group                          | Outpatient Procedures<br>NOT Originating in ED |        | Outpatient Procedures<br>Originating in ED |       | Total<br>Number |
|---|--|--------|--|-------|-----------------|
|   | Number   | Row %  | Number                                     | Row % |                 |
| 45 Intestinal Incision, Excision, Anastomosis     | 26,812   | 99.1%  | 232  | 0.9%  | 27,044          |
| 86 Skin & Subcutaneous Tissue Operations          | 7,423  | 45.8%  | 8,791                                      | 54.2% | 16,214          |
| 03 Spinal Cord & Canal Operations                 | 5,677  | 94.0%  | 360  | 6.0%  | 6,037           |
| 13 Operations on Lens of Eye                      | 5,652  | 99.9%  | 3  | 0.1%  | 5,655           |
| 38 Vessel Incision, Excision, Occlusion           | 3,452  | 66.0%  | 1,780                                      | 34.0% | 5,232           |
| 04 Cranial & Peripheral Nerve Operations          | 4,239  | 85.6%  | 711  | 14.4% | 4,950           |
| 81 Joint Repair & Plastic Operations              | 4,146  | 94.9%  | 224  | 5.1%  | 4,370           |
| 75 Other Obstetric Operations                     | 4,072  | 98.4%  | 66   | 1.6%  | 4,138           |
| 80 Incision, Excision of Joint                    | 2,995  | 99.4%  | 17   | 0.6%  | 3,012           |
| 57 Urinary Bladder Operations                     | 2,015  | 73.7%  | 718  | 26.3% | 2,733           |
| 79 Reduction of Fracture, Dislocation             | 1,064  | 40.8%  | 1,547                                      | 59.2% | 2,611           |
| 85 Operations on the Breast                       | 2,543  | 99.3%  | 18   | 0.7%  | 2,561           |
| 53 Repair of Hernia                               | 1,953  | 98.6%  | 27   | 1.4%  | 1,980           |
| 83 Other Muscle, Tendon, Fascia, Bursa Operations | 1,876  | 96.6%  | 66   | 3.4%  | 1,942           |
| 14 Posterior Eye Segment Operations               | 1,816  | 99.5%  | 9  | 0.5%  | 1,825           |
| 51 Biliary Tract Operations                       | 1,460  | 95.7%  | 65   | 4.3%  | 1,525           |
| 48 Other Rectal & Perirectal Operations           | 1,480  | 97.8%  | 33   | 2.2%  | 1,513           |
| 21 Operations on Nose                             | 986  | 65.8%  | 513  | 34.2% | 1,499           |
| 37 Other Heart & Pericardium Operations           | 1,362  | 94.1%  | 85   | 5.9%  | 1,447           |
| 20 Other Middle & Inner Ear Operations            | 1,301  | 100.0% | 0  | 0.0%  | 1,301           |
| 69 Other Uterus & Supporting Structure Operations | 1,191  | 93.5%  | 83   | 6.5%  | 1,274           |
| 82 Hand Muscle, Tendon, Fascia Operations         | 1,225  | 96.6%  | 43   | 3.4%  | 1,268           |
| 77 Incision, Excision, Division of Bone, NEC      | 1,001  | 99.3%  | 7  | 0.7%  | 1,008           |
| 68 Other Uterine Incision, Excision               | 982  | 99.4%  | 6  | 0.6%  | 988             |
| 28 Tonsil & Adenoid Operations                    | 778  | 90.8%  | 79   | 9.2%  | 857             |
| 08 Eyelid Operations                              | 393  | 48.3%  | 420  | 51.7% | 813             |
| 49 Operations on Anus                             | 619  | 84.6%  | 113  | 15.4% | 732             |
| 59 Other Urinary Tract Operations                 | 664  | 92.9%  | 51   | 7.1%  | 715             |
| 39 Other Operations on Vessels                    | 676  | 97.7%  | 16   | 2.3%  | 692             |
| 23 Tooth Removal & Restoration                    | 665  | 96.5%  | 24   | 3.5%  | 689             |
| 31 Larynx Trachea Operations, NEC                 | 602  | 92.3%  | 50   | 7.7%  | 652             |
| 54 Other Abdominal Region Operations              | 576  | 90.7%  | 59   | 9.3%  | 635             |

**Table O1b**  
**Outpatient Procedure Groups by Admission Source**  
**2009 VT Hospital Data, including VT Residents and Non-Residents**  
**Number of Procedures and Row Percents**

| ICD-9-CM Procedure Group                               | Outpatient Procedures<br>NOT Originating in ED |        | Outpatient Procedures<br>Originating in ED |       | Total<br>Number |
|--|--|--------|--|-------|-----------------|
|  | Number   | Row %  | Number                                     | Row % |                 |
| 78 Other Bone Operations Except Face                   | 627  | 98.7%  | 8  | 1.3%  | 635             |
| 06 Thyroid, Parathyroid Operations                     | 624  | 99.7%  | 2  | 0.3%  | 626             |
| 27 Other Mouth & Face Operations                       | 212  | 38.0%  | 346  | 62.0% | 558             |
| 42 Operations on Esophagus                             | 521  | 95.4%  | 25   | 4.6%  | 546             |
| 33 Other Bronchial & Lung Operations                   | 538  | 98.7%  | 7  | 1.3%  | 545             |
| 64 Operations on Penis                                 | 501  | 98.6%  | 7  | 1.4%  | 508             |
| 65 Operations on Ovary                                 | 469  | 97.3%  | 13   | 2.7%  | 482             |
| 66 Fallopian Tube Operations                           | 422  | 96.6%  | 15   | 3.4%  | 437             |
| 56 Operations on Ureter                                | 347  | 90.6%  | 36   | 9.4%  | 383             |
| 60 Prostate & Seminal Vesicle Operations               | 374  | 99.5%  | 2  | 0.5%  | 376             |
| 18 External Ear Operations                             | 258  | 73.1%  | 95   | 26.9% | 353             |
| 12 Anterior Eye Segment Operations                     | 333  | 98.2%  | 6  | 1.8%  | 339             |
| 44 Other Operations on Stomach                         | 318  | 96.7%  | 11   | 3.3%  | 329             |
| 70 Vagina & Cul-de-sac Operations                      | 308  | 95.4%  | 15   | 4.6%  | 323             |
| 47 Operations on Appendix                              | 35   | 10.9%  | 287  | 89.1% | 322             |
| 67 Operations on Cervix                                | 296  | 99.3%  | 2  | 0.7%  | 298             |
| 41 Bone Marrow & Spleen Operations                     | 279  | 97.9%  | 6  | 2.1%  | 285             |
| 50 Operations on Liver                                 | 264  | 99.6%  | 1  | 0.4%  | 265             |
| 40 Lymphatic System Operations                         | 254  | 98.8%  | 3  | 1.2%  | 257             |
| 00 Procedures and Interventions, NEC                   | 241  | 98.4%  | 4  | 1.6%  | 245             |
| 71 Vulvar & Perineal Operations                        | 167  | 77.0%  | 50   | 23.0% | 217             |
| 34 Thorax Operations Except Lung                       | 160  | 74.4%  | 55   | 25.6% | 215             |
| 58 Operations on Urethra                               | 204  | 96.7%  | 7  | 3.3%  | 211             |
| 55 Operations on Kidney                                | 201  | 99.5%  | 1  | 0.5%  | 202             |
| 22 Nasal Sinus Operations                              | 196  | 100.0% | 0  | 0.0%  | 196             |
| 63 Spermatic Cord, Epididymis, Vas Deferens Operations | 183  | 99.5%  | 1  | 0.5%  | 184             |
| 84 Other Musculoskeletal Procedure                     | 148  | 84.6%  | 27   | 15.4% | 175             |
| 17 Other Misc Procedures                               | 131  | 97.8%  | 3  | 2.2%  | 134             |
| 19 Middle Ear Reconstructions                          | 128  | 100.0% | 0  | 0.0%  | 128             |
| 24 Other Operations on Teeth & Gums                    | 10   | 8.1%   | 114  | 91.9% | 124             |
| 43 Incision, Excision of Stomach                       | 116  | 95.1%  | 6  | 4.9%  | 122             |
| 62 Operations on Testes                                | 112  | 93.3%  | 8  | 6.7%  | 120             |

**Table O1b**  
**Outpatient Procedure Groups by Admission Source**  
**2009 VT Hospital Data, including VT Residents and Non-Residents**  
**Number of Procedures and Row Percents**

| ICD-9-CM Procedure Group                 | Outpatient Procedures<br>NOT Originating in ED |              | Outpatient Procedures<br>Originating in ED |              | Total<br>Number |
|--|--|--------------|--|--------------|-----------------|
|  | Number   | Row %        | Number                                     | Row %        |                 |
| 76 Facial Bone & Joint Operations        | 72   | 66.7%        | 36   | 33.3%        | 108             |
| 61 Scrotum & Tunica Vaginalis Operations | 95   | 88.8%        | 12   | 11.2%        | 107             |
| 05 Sympathetic Nerve Operations          | 99   | 98.0%        | 2  | 2.0%         | 101             |
| 09 Lacrimal System Operations            | 94   | 100.0%       | 0  | 0.0%         | 94              |
| 30 Excision of Larynx                    | 89   | 100.0%       | 0  | 0.0%         | 89              |
| 11 Operations on Cornea                  | 66   | 76.7%        | 20   | 23.3%        | 86              |
| 16 Orbit & Eyeball Operations            | 80   | 100.0%       | 0  | 0.0%         | 80              |
| 26 Salivary Gland Operations             | 73   | 98.6%        | 1  | 1.4%         | 74              |
| 25 Operations on Tongue                  | 55   | 78.6%        | 15   | 21.4%        | 70              |
| 15 Extraocular Muscle Operations         | 63   | 100.0%       | 0  | 0.0%         | 63              |
| 29 Operations on Pharynx                 | 46   | 73.0%        | 17   | 27.0%        | 63              |
| 36 Operations on Heart Vessels           | 48   | 96.0%        | 2  | 4.0%         | 50              |
| 46 Other Intestinal Operations           | 44   | 97.8%        | 1  | 2.2%         | 45              |
| 73 Assisting, Inducing Delivery, NEC     | 41   | 100.0%       | 0  | 0.0%         | 41              |
| 10 Conjunctival Operations               | 28   | 100.0%       | 0  | 0.0%         | 28              |
| 52 Operations on Pancreas                | 20   | 95.2%        | 1  | 4.8%         | 21              |
| 32 Lung & Bronchus Excision              | 10   | 100.0%       | 0  | 0.0%         | 10              |
| 01 Incision, Excision of Brain, Skull    | 7  | 87.5%        | 1  | 12.5%        | 8               |
| 07 Other Endocrine Gland Operations      | 6  | 100.0%       | 0  | 0.0%         | 6               |
| 02 Other Brain, Skull Operations         | 5  | 100.0%       | 0  | 0.0%         | 5               |
| 74 C-Section, Removal of Fetus           | 2  | 66.7%        | 1  | 33.3%        | 3               |
| 35 Heart Valve & Septa Operations        | 2  | 100.0%       | 0  | 0.0%         | 2               |
| 72 Forceps, Vacuum, Breech Delivery      | 1  | 100.0%       | 0  | 0.0%         | 1               |
| <b>Total for All Procedures</b>          | <b>101,719</b>                                 | <b>85.3%</b> | <b>17,488</b>                              | <b>14.7%</b> | <b>119,207</b>  |

Outpatient procedure records include all outpatient records with procedures in the ICD-9-CM code range 00.0-86.99.

Procedure groups are created using the first procedure on each record which is in the defined code range, grouped by the first two digits of the procedure code.

These tables are not comparable to tables published in the 2002 Monograph or prior years because of the expanded definition of outpatient procedures (see discussion in the User's Guide to Outpatient Procedure Tables for details).

**Table O2**  
**Top 20 Outpatient Procedure Groups and Leading Procedures by Admission Source**  
**2009 VT Hospital Data, including VT Residents and Non-Residents**  
**Number of Procedures and Average Charges**

| ICD-9-CM Procedure Group  | Outpatient Procedures<br>NOT Originating in ED |                    | Outpatient Procedures<br>Originating in ED |                    | Total         |                    |
|---|--|--------------------|--|--------------------|---------------|--------------------|
|   | Number   | Average<br>Charges | Number                                     | Average<br>Charges | Number        | Average<br>Charges |
| <b>45 Intestinal Incision, Excision, Anastomosis</b>                            | <b>26,812</b>                                  | <b>\$2,412</b>     | <b>232</b>                                 | <b>\$5,440</b>     | <b>27,044</b> | <b>\$2,438</b>     |
| 4523 Colonoscopy  | 10,438   | \$1,987            | 17   | \$6,790            | 10,455        | \$1,995            |
| 4542 Endoscopic polypectomy of large intestine                                  | 6,724  | \$2,793            | 11   | \$5,461            | 6,735         | \$2,797            |
| 4516 Esophagogastroduodenoscopy [EGD] with closed biopsy                        | 4,383  | \$2,742            | 73   | \$6,109            | 4,456         | \$2,797            |
| 4525 Closed [endoscopic] biopsy of large intestine                              | 3,130  | \$2,627            | 7  | \$7,189            | 3,137         | \$2,637            |
| All Other Procedures in Group   | 2,137  | \$2,291            | 124  | \$4,761            | 2,261         | \$2,427            |
| <b>86 Skin &amp; Subcutaneous Tissue Operations</b>                             | <b>7,423</b>                                   | <b>\$2,512</b>     | <b>8,791</b>                               | <b>\$1,021</b>     | <b>16,214</b> | <b>\$1,702</b>     |
| 8659 Closure of skin and subcutaneous tissue of other sites                     | 568  | \$908              | 6,598                                      | \$1,015            | 7,166         | \$1,006            |
| 863 Other local excision or destruction of lesion or tissue of skin and subcuta | 3,143  | \$1,746            | 30   | \$1,562            | 3,173         | \$1,744            |
| All Other Procedures in Group   | 3,712  | \$3,404            | 2,163                                      | \$1,032            | 5,875         | \$2,529            |
| <b>03 Spinal Cord &amp; Canal Operations</b>                                    | <b>5,677</b>                                   | <b>\$1,883</b>     | <b>360</b>                                 | <b>\$4,101</b>     | <b>6,037</b>  | <b>\$2,017</b>     |
| 0392 Injection of other agent into spinal canal                                 | 4,138  | \$1,568            | 10   | \$6,127            | 4,148         | \$1,579            |
| 0391 Injection of anesthetic into spinal canal for analgesia                    | 1,110  | \$1,543            | 3  | \$5,291            | 1,113         | \$1,554            |
| All Other Procedures in Group   | 429  | \$5,779            | 347  | \$4,032            | 776           | \$4,993            |
| <b>13 Operations on Lens of Eye</b>   | <b>5,652</b>                                   | <b>\$4,541</b>     | <b>3</b>                                   | <b>\$6,052</b>     | <b>5,655</b>  | <b>\$4,541</b>     |
| 1341 Phacoemulsification and aspiration of cataract                             | 4,864  | \$4,710            | 3  | \$6,052            | 4,867         | \$4,711            |
| All Other Procedures in Group   | 788  | \$3,495            | 0  | \$0                | 788           | \$3,495            |
| <b>38 Vessel Incision, Excision, Occlusion</b>                                  | <b>3,452</b>                                   | <b>\$1,494</b>     | <b>1,780</b>                               | <b>\$1,773</b>     | <b>5,232</b>  | <b>\$1,589</b>     |
| 3899 Other puncture of vein   | 2,870  | \$613              | 1,302                                      | \$1,536            | 4,172         | \$902              |
| 3893 Venous catheterization, not elsewhere classified                           | 232  | \$4,685            | 471  | \$2,310            | 703           | \$3,092            |
| All Other Procedures in Group   | 350  | \$6,625            | 7  | \$9,728            | 357           | \$6,686            |
| <b>04 Cranial &amp; Peripheral Nerve Operations</b>                             | <b>4,239</b>                                   | <b>\$3,380</b>     | <b>711</b>                                 | <b>\$891</b>       | <b>4,950</b>  | <b>\$3,015</b>     |
| 0481 Injection of anesthetic into peripheral nerve for analgesia                | 1,420  | \$1,659            | 699  | \$851              | 2,119         | \$1,384            |
| 0443 Release of carpal tunnel   | 1,472  | \$3,688            | 3  | \$7,146            | 1,475         | \$3,695            |
| 042 Destruction of cranial and peripheral nerves                                | 951  | \$4,250            | 1  | \$3,728            | 952           | \$4,249            |
| All Other Procedures in Group   | 396  | \$6,118            | 8  | \$1,653            | 404           | \$6,030            |
| <b>81 Joint Repair &amp; Plastic Operations</b>                                 | <b>4,146</b>                                   | <b>\$6,752</b>     | <b>224</b>                                 | <b>\$2,214</b>     | <b>4,370</b>  | <b>\$6,516</b>     |
| 8192 Injection of therapeutic substance into joint or ligament                  | 1,923  | \$1,011            | 39   | \$2,288            | 1,962         | \$1,037            |
| 8191 Arthrocentesis   | 267  | \$1,077            | 176  | \$1,746            | 443           | \$1,356            |
| All Other Procedures in Group   | 1,956  | \$13,003           | 9  | \$11,039           | 1,965         | \$12,994           |



**Table O2**  
**Top 20 Outpatient Procedure Groups and Leading Procedures by Admission Source**  
**2009 VT Hospital Data, including VT Residents and Non-Residents**  
**Number of Procedures and Average Charges**

| ICD-9-CM Procedure Group  | Outpatient Procedures<br>NOT Originating in ED |                    | Outpatient Procedures<br>Originating in ED |                    | Total        |                    |
|---|--|--------------------|--|--------------------|--------------|--------------------|
|   | Number   | Average<br>Charges | Number                                     | Average<br>Charges | Number       | Average<br>Charges |
| <b>75 Other Obstetric Operations</b>  | <b>4,072</b>                                   | <b>\$630</b>       | <b>66</b>                                  | <b>\$1,857</b>     | <b>4,138</b> | <b>\$650</b>       |
| 7534 Other fetal monitoring   | 3,406  | \$648              | 60   | \$1,909            | 3,466        | \$670              |
| 7535 Other diagnostic procedures on fetus and amnion                            | 655  | \$518              | 4  | \$997              | 659          | \$521              |
| All Other Procedures in Group   | 11   | \$1,697            | 2  | \$2,005            | 13           | \$1,744            |
| <b>80 Incision, Excision of Joint</b>   | <b>2,995</b>                                   | <b>\$7,170</b>     | <b>17</b>                                  | <b>\$6,309</b>     | <b>3,012</b> | <b>\$7,166</b>     |
| 806 Excision of semilunar cartilage of knee                                     | 1,729  | \$5,904            | 1  | \$5,568            | 1,730        | \$5,903            |
| 8051 Excision of intervertebral disc  | 350  | \$10,919           | 2  | \$14,244           | 352          | \$10,938           |
| All Other Procedures in Group   | 916  | \$8,130            | 14   | \$5,228            | 930          | \$8,086            |
| <b>57 Urinary Bladder Operations</b>  | <b>2,015</b>                                   | <b>\$2,754</b>     | <b>718</b>                                 | <b>\$2,527</b>     | <b>2,733</b> | <b>\$2,693</b>     |
| 5732 Other cystoscopy   | 1,114  | \$1,905            | 6  | \$8,033            | 1,120        | \$1,939            |
| 5794 Insertion of indwelling urinary catheter                                   | 182  | \$891              | 630  | \$2,576            | 812          | \$2,210            |
| 5749 Other transurethral excision or destruction of lesion or tissue of bladder | 325  | \$5,645            | 3  | \$5,431            | 328          | \$5,643            |
| All Other Procedures in Group   | 394  | \$3,540            | 79   | \$1,606            | 473          | \$3,213            |
| <b>79 Reduction of Fracture, Dislocation</b>                                    | <b>1,064</b>                                   | <b>\$10,374</b>    | <b>1,547</b>                               | <b>\$3,333</b>     | <b>2,611</b> | <b>\$6,203</b>     |
| 7902 Closed reduction of fracture without internal fixation, radius and ulna    | 51   | \$4,457            | 371  | \$2,745            | 422          | \$2,952            |
| 7932 Open reduction of fracture with internal fixation, radius and ulna         | 262  | \$12,528           | 34   | \$13,497           | 296          | \$12,639           |
| 7971 Closed reduction of dislocation of shoulder                                | 0  | \$0                | 294  | \$1,966            | 294          | \$1,966            |
| 7936 Open reduction of fracture with internal fixation, tibia and fibula        | 216  | \$11,163           | 52   | \$12,750           | 268          | \$11,471           |
| All Other Procedures in Group   | 535  | \$9,565            | 796  | \$3,062            | 1,331        | \$5,678            |
| <b>85 Operations on the Breast</b>  | <b>2,543</b>                                   | <b>\$5,589</b>     | <b>18</b>                                  | <b>\$2,043</b>     | <b>2,561</b> | <b>\$5,564</b>     |
| 8511 Closed [percutaneous] [needle] biopsy of breast                            | 793  | \$3,416            | 0  | \$0                | 793          | \$3,416            |
| 8521 Local excision of lesion of breast   | 662  | \$5,863            | 0  | \$0                | 662          | \$5,863            |
| 8519 Other diagnostic procedures on breast                                      | 394  | \$4,277            | 1  | \$3,547            | 395          | \$4,275            |
| All Other Procedures in Group   | 694  | \$8,554            | 17   | \$1,955            | 711          | \$8,396            |
| <b>53 Repair of Hernia</b>  | <b>1,953</b>                                   | <b>\$6,942</b>     | <b>27</b>                                  | <b>\$11,205</b>    | <b>1,980</b> | <b>\$7,000</b>     |
| 5304 Other and open repair of indirect inguinal hernia with graft or prosthesis | 432  | \$6,779            | 4  | \$9,204            | 436          | \$6,801            |
| 5303 Other and open repair of direct inguinal hernia with graft or prosthesis   | 359  | \$6,696            | 1  | \$12,768           | 360          | \$6,713            |
| 5341 Other and open repair of umbilical hernia with graft or prosthesis         | 241  | \$6,526            | 8  | \$12,874           | 249          | \$6,729            |
| 5349 Other open umbilical herniorrhaphy   | 200  | \$5,202            | 7  | \$8,195            | 207          | \$5,303            |
| All Other Procedures in Group   | 721  | \$7,784            | 7  | \$13,229           | 728          | \$7,836            |

**Table O2**  
**Top 20 Outpatient Procedure Groups and Leading Procedures by Admission Source**  
**2009 VT Hospital Data, including VT Residents and Non-Residents**  
**Number of Procedures and Average Charges**

| ICD-9-CM Procedure Group   | Outpatient Procedures<br>NOT Originating in ED |                    | Outpatient Procedures<br>Originating in ED |                    | Total        |                    |
|--|--|--------------------|--|--------------------|--------------|--------------------|
|  | Number   | Average<br>Charges | Number                                     | Average<br>Charges | Number       | Average<br>Charges |
| <b>83 Other Muscle, Tendon, Fascia, Bursa Operations</b>                             | <b>1,876</b>                                   | <b>\$7,328</b>     | <b>66</b>                                  | <b>\$3,769</b>     | <b>1,942</b> | <b>\$7,205</b>     |
| <b>8363</b> Rotator cuff repair  | 504  | \$15,414           | 0  | \$0                | 504          | \$15,414           |
| <b>8398</b> Injection of locally acting therapeutic substance into other soft tissue | 245  | \$668              | 0  | \$0                | 245          | \$668              |
| <b>8339</b> Excision of lesion of other soft tissue                                  | 194  | \$4,022            | 1  | \$5,225            | 195          | \$4,028            |
| All Other Procedures in Group  | 933  | \$5,260            | 65   | \$3,747            | 998          | \$5,160            |
| <b>14 Posterior Eye Segment Operations</b>   | <b>1,816</b>                                   | <b>\$4,875</b>     | <b>9</b>                                   | <b>\$11,814</b>    | <b>1,825</b> | <b>\$4,911</b>     |
| <b>149</b> Other operations on retina, choroid, and posterior chamber                | 1,083  | \$4,467            | 0  | \$0                | 1,083        | \$4,467            |
| <b>1475</b> Injection of vitreous substitute   | 357  | \$4,659            | 0  | \$0                | 357          | \$4,659            |
| All Other Procedures in Group  | 376  | \$6,262            | 9  | \$11,814           | 385          | \$6,396            |
| <b>51 Biliary Tract Operations</b>   | <b>1,460</b>                                   | <b>\$9,628</b>     | <b>65</b>                                  | <b>\$12,599</b>    | <b>1,525</b> | <b>\$9,753</b>     |
| <b>5123</b> Laparoscopic cholecystectomy   | 1,186  | \$9,608            | 52   | \$12,752           | 1,238        | \$9,740            |
| All Other Procedures in Group  | 274  | \$9,715            | 13   | \$11,936           | 287          | \$9,808            |
| <b>48 Other Rectal &amp; Perirectal Operations</b>                                   | <b>1,480</b>                                   | <b>\$2,616</b>     | <b>33</b>                                  | <b>\$3,885</b>     | <b>1,513</b> | <b>\$2,644</b>     |
| <b>4836</b> [Endoscopic] polypectomy of rectum                                       | 984  | \$2,670            | 1  | \$3,758            | 985          | \$2,672            |
| <b>4824</b> Closed [endoscopic] biopsy of rectum                                     | 378  | \$2,033            | 5  | \$8,197            | 383          | \$2,114            |
| All Other Procedures in Group  | 118  | \$4,034            | 27   | \$3,092            | 145          | \$3,859            |
| <b>21 Operations on Nose</b>   | <b>986</b>                                     | <b>\$4,021</b>     | <b>513</b>                                 | <b>\$1,408</b>     | <b>1,499</b> | <b>\$3,128</b>     |
| <b>2188</b> Other septoplasty  | 205  | \$7,095            | 1  | \$10,174           | 206          | \$7,110            |
| <b>2101</b> Control of epistaxis by anterior nasal packing                           | 2  | \$2,029            | 191  | \$868              | 193          | \$880              |
| <b>2121</b> Rhinoscopy   | 189  | \$839              | 4  | \$3,257            | 193          | \$889              |
| <b>2103</b> Control of epistaxis by cauterization (and packing)                      | 28   | \$3,450            | 159  | \$1,351            | 187          | \$1,666            |
| All Other Procedures in Group  | 562  | \$4,001            | 158  | \$2,021            | 720          | \$3,568            |
| <b>37 Other Heart &amp; Pericardium Operations</b>                                   | <b>1,362</b>                                   | <b>\$16,369</b>    | <b>85</b>                                  | <b>\$13,123</b>    | <b>1,447</b> | <b>\$16,179</b>    |
| <b>3722</b> Left heart cardiac catheterization                                       | 707  | \$8,991            | 68   | \$12,048           | 775          | \$9,260            |
| <b>3723</b> Combined right and left heart cardiac catheterization                    | 155  | \$9,757            | 6  | \$11,542           | 161          | \$9,824            |
| All Other Procedures in Group  | 500  | \$28,837           | 11   | \$20,631           | 511          | \$28,661           |

**Table O2**  
**Top 20 Outpatient Procedure Groups and Leading Procedures by Admission Source**  
**2009 VT Hospital Data, including VT Residents and Non-Residents**  
**Number of Procedures and Average Charges**

| ICD-9-CM Procedure Group                              | Outpatient Procedures<br>NOT Originating in ED |                    | Outpatient Procedures<br>Originating in ED |                    | Total          |                    |
|---|--|--------------------|--|--------------------|----------------|--------------------|
|   | Number   | Average<br>Charges | Number                                     | Average<br>Charges | Number         | Average<br>Charges |
| <b>20 Other Middle &amp; Inner Ear Operations</b>     | <b>1,301</b>                                   | <b>\$3,316</b>     | <b>0</b>                                   | <b>\$0</b>         | <b>1,301</b>   | <b>\$3,316</b>     |
| <b>2001</b> Myringotomy with insertion of tube        | 1,178  | \$2,500            | 0  | \$0                | 1,178          | \$2,500            |
| All Other Procedures in Group                         | 123  | \$11,136           | 0  | \$0                | 123            | \$11,136           |
| <b>Total for Above Procedures</b>                     | <b>82,324</b>                                  | <b>\$3,727</b>     | <b>15,265</b>                              | <b>\$1,748</b>     | <b>97,589</b>  | <b>\$3,416</b>     |
| <b>Total for All Other Procedures</b>                 | <b>19,395</b>                                  | <b>\$5,839</b>     | <b>2,223</b>                               | <b>\$4,324</b>     | <b>21,618</b>  | <b>\$5,683</b>     |
| <b>Total for All Procedures in Range 00.0 - 86.99</b> | <b>101,719</b>                                 | <b>\$4,131</b>     | <b>17,488</b>                              | <b>\$2,075</b>     | <b>119,207</b> | <b>\$3,828</b>     |

Outpatient procedure records include all outpatient records with procedures in the ICD-9-CM code range 00.0-86.99.

Charge data should be used with caution. See discussion in the User's Guide to Outpatient Procedure Tables for details.

Records with missing charges are included in the number of procedures reported but are excluded from the average charges calculation.

Top 20 procedure groups are based on the combined outpatient totals.

Procedure groups are created using the first procedure on each record which is in the defined code range, grouped by the first two digits of the procedure code.

**Table O3**  
**Top 10 Outpatient Procedure Groups by Age and Sex for Visits Not Originating in the Emergency Department**  
**2009 VT Hospital Data, including VT Residents and Non-Residents**  
**Number of Procedures and Column Percents**

| <b>MALES</b>                                      |               |              |  | <b>FEMALES</b>                                    |               |              |  |
|---|---------------|--------------|--|---|---------------|--------------|--|
| <b>ICD-9 Procedure</b>                            | <b>Number</b> | <b>Col %</b> |  | <b>ICD-9 Procedure</b>                            | <b>Number</b> | <b>Col %</b> |  |
| Age Under 15                                      |               |              |  | Age Under 15                                      |               |              |  |
| 20 Other Middle & Inner Ear Operations            | 704           | 26.2         |  | 20 Other Middle & Inner Ear Operations            | 470           | 26.6         |  |
| 64 Operations on Penis                            | 357           | 13.3         |  | 23 Tooth Removal & Restoration                    | 264           | 14.9         |  |
| 23 Tooth Removal & Restoration                    | 336           | 12.5         |  | 28 Tonsil & Adenoid Operations                    | 241           | 13.6         |  |
| 28 Tonsil & Adenoid Operations                    | 224           | 8.3          |  | 86 Skin & Subcutaneous Tissue Operations          | 123           | 7.0          |  |
| 86 Skin & Subcutaneous Tissue Operations          | 172           | 6.4          |  | 38 Vessel Incision, Excision, Occlusion           | 105           | 5.9          |  |
| 53 Repair of Hernia                               | 113           | 4.2          |  | 45 Intestinal Incision, Excision, Anastomosis     | 88            | 5.0          |  |
| 45 Intestinal Incision, Excision, Anastomosis     | 86            | 3.2          |  | 79 Reduction of Fracture, Dislocation             | 49            | 2.8          |  |
| 38 Vessel Incision, Excision, Occlusion           | 66            | 2.5          |  | 04 Cranial & Peripheral Nerve Operations          | 47            | 2.7          |  |
| 79 Reduction of Fracture, Dislocation             | 64            | 2.4          |  | 19 Middle Ear Reconstructions                     | 24            | 1.4          |  |
| 62 Operations on Testes                           | 62            | 2.3          |  | 53 Repair of Hernia                               | 24            | 1.4          |  |
| All Cases   | 2,685         | 100.0        |  | All Cases   | 1,769         | 100.0        |  |
| Age Between 15 and 44                             |               |              |  | Age Between 15 and 44                             |               |              |  |
| 45 Intestinal Incision, Excision, Anastomosis     | 1,333         | 17.8         |  | 75 Other Obstetric Operations                     | 4,056         | 25.9         |  |
| 81 Joint Repair & Plastic Operations              | 648           | 8.7          |  | 45 Intestinal Incision, Excision, Anastomosis     | 2,063         | 13.2         |  |
| 86 Skin & Subcutaneous Tissue Operations          | 624           | 8.3          |  | 04 Cranial & Peripheral Nerve Operations          | 663           | 4.2          |  |
| 80 Incision, Excision of Joint                    | 594           | 7.9          |  | 69 Other Uterus & Supporting Structure Operations | 663           | 4.2          |  |
| 03 Spinal Cord & Canal Operations                 | 579           | 7.7          |  | 03 Spinal Cord & Canal Operations                 | 631           | 4.0          |  |
| 04 Cranial & Peripheral Nerve Operations          | 409           | 5.5          |  | 85 Operations on the Breast                       | 579           | 3.7          |  |
| 38 Vessel Incision, Excision, Occlusion           | 384           | 5.1          |  | 81 Joint Repair & Plastic Operations              | 557           | 3.6          |  |
| 53 Repair of Hernia                               | 361           | 4.8          |  | 86 Skin & Subcutaneous Tissue Operations          | 543           | 3.5          |  |
| 79 Reduction of Fracture, Dislocation             | 324           | 4.3          |  | 68 Other Uterine Incision, Excision               | 491           | 3.1          |  |
| 83 Other Muscle, Tendon, Fascia, Bursa Operations | 239           | 3.2          |  | 51 Biliary Tract Operations                       | 488           | 3.1          |  |
| All Cases   | 7,484         | 100.0        |  | All Cases   | 15,665        | 100.0        |  |

**Table O3**  
**Top 10 Outpatient Procedure Groups by Age and Sex for Visits Not Originating in the Emergency Department**  
**2009 VT Hospital Data, including VT Residents and Non-Residents**  
**Number of Procedures and Column Percents**

| MALES   |        |       | FEMALES                                       |        |       |
|---|--------|-------|---|--------|-------|
| ICD-9 Procedure                                   | Number | Col % | ICD-9 Procedure                               | Number | Col % |
| Age Between 45 and 64                             |        |       | Age Between 45 and 64                         |        |       |
| 45 Intestinal Incision, Excision, Anastomosis     | 7,566  | 41.0  | 45 Intestinal Incision, Excision, Anastomosis | 8,381  | 38.0  |
| 03 Spinal Cord & Canal Operations                 | 1,219  | 6.6   | 85 Operations on the Breast                   | 1,335  | 6.1   |
| 80 Incision, Excision of Joint                    | 856    | 4.6   | 03 Spinal Cord & Canal Operations             | 1,276  | 5.8   |
| 04 Cranial & Peripheral Nerve Operations          | 826    | 4.5   | 04 Cranial & Peripheral Nerve Operations      | 1,138  | 5.2   |
| 86 Skin & Subcutaneous Tissue Operations          | 792    | 4.3   | 81 Joint Repair & Plastic Operations          | 913    | 4.1   |
| 53 Repair of Hernia                               | 684    | 3.7   | 86 Skin & Subcutaneous Tissue Operations      | 828    | 3.8   |
| 38 Vessel Incision, Excision, Occlusion           | 659    | 3.6   | 80 Incision, Excision of Joint                | 718    | 3.3   |
| 81 Joint Repair & Plastic Operations              | 651    | 3.5   | 13 Operations on Lens of Eye                  | 609    | 2.8   |
| 13 Operations on Lens of Eye                      | 509    | 2.8   | 38 Vessel Incision, Excision, Occlusion       | 573    | 2.6   |
| 83 Other Muscle, Tendon, Fascia, Bursa Operations | 491    | 2.7   | 68 Other Uterine Incision, Excision           | 458    | 2.1   |
| All Cases   | 18,457 | 100.0 | All Cases                                     | 22,029 | 100.0 |
| Age 65 and Over                                   |        |       | Age 65 and Over                               |        |       |
| 45 Intestinal Incision, Excision, Anastomosis     | 3,488  | 22.3  | 45 Intestinal Incision, Excision, Anastomosis | 3,807  | 21.2  |
| 86 Skin & Subcutaneous Tissue Operations          | 2,341  | 15.0  | 13 Operations on Lens of Eye                  | 2,717  | 15.1  |
| 13 Operations on Lens of Eye                      | 1,735  | 11.1  | 86 Skin & Subcutaneous Tissue Operations      | 1,996  | 11.1  |
| 57 Urinary Bladder Operations                     | 1,007  | 6.4   | 03 Spinal Cord & Canal Operations             | 1,184  | 6.6   |
| 03 Spinal Cord & Canal Operations                 | 768    | 4.9   | 14 Posterior Eye Segment Operations           | 1,069  | 5.9   |
| 38 Vessel Incision, Excision, Occlusion           | 545    | 3.5   | 81 Joint Repair & Plastic Operations          | 864    | 4.8   |
| 14 Posterior Eye Segment Operations               | 493    | 3.2   | 38 Vessel Incision, Excision, Occlusion       | 648    | 3.6   |
| 04 Cranial & Peripheral Nerve Operations          | 486    | 3.1   | 04 Cranial & Peripheral Nerve Operations      | 623    | 3.5   |
| 81 Joint Repair & Plastic Operations              | 474    | 3.0   | 85 Operations on the Breast                   | 573    | 3.2   |
| 37 Other Heart & Pericardium Operations           | 406    | 2.6   | 57 Urinary Bladder Operations                 | 391    | 2.2   |
| All Cases   | 15,649 | 100.0 | All Cases                                     | 17,968 | 100.0 |

Procedure groups are created from first procedure in ICD-9-CM code range 00.0 - 86.99, grouped by first two digits of procedure code.  
Total for age/sex groups do not equal total for all outpatient procedures due to 1 case missing sex.

**Table O4**  
**Top 20 Outpatient Procedure Groups by Primary Payer for Visits Not Originating in the Emergency Department**  
**2009 VT Hospital Data, including VT Residents and Non-Residents**  
**Number of Procedures, Average Charges, and Row and Column Percents**

| ICD-9 Procedure                                   | Number of Procedures |          |            |               |              |       |         | Total   |
|---|----------------------|----------|------------|---------------|--------------|-------|---------|---------|
|   | Primary Payer        |          |            |               |              |       |         |         |
|   | Medicare             | Medicaid | Other Gov. | Workers Comp. | Private Ins. | Other | Unknown |         |
| 45 Intestinal Incision, Excision, Anastomosis     | 7,650                | 2,416    | 266        | 4             | 16,109       | 367   | 0       | 26,812  |
| 86 Skin & Subcutaneous Tissue Operations          | 4,721                | 579      | 46         | 76            | 1,770        | 230   | 1       | 7,423   |
| 03 Spinal Cord & Canal Operations                 | 2,162                | 772      | 40         | 329           | 2,281        | 93    | 0       | 5,677   |
| 13 Operations on Lens of Eye                      | 4,271                | 194      | 23         | 0             | 1,103        | 61    | 0       | 5,652   |
| 04 Cranial & Peripheral Nerve Operations          | 1,439                | 700      | 35         | 346           | 1,643        | 76    | 0       | 4,239   |
| 81 Joint Repair & Plastic Operations              | 1,630                | 438      | 40         | 298           | 1,674        | 65    | 1       | 4,146   |
| 75 Other Obstetric Operations                     | 77                   | 2,252    | 40         | 2             | 1,625        | 76    | 0       | 4,072   |
| 38 Vessel Incision, Excision, Occlusion           | 1,265                | 596      | 35         | 52            | 1,355        | 148   | 1       | 3,452   |
| 80 Incision, Excision of Joint                    | 438                  | 372      | 42         | 297           | 1,773        | 73    | 0       | 2,995   |
| 85 Operations on the Breast                       | 627                  | 223      | 36         | 1             | 1,540        | 116   | 0       | 2,543   |
| 57 Urinary Bladder Operations                     | 1,445                | 107      | 11         | 2             | 411          | 39    | 0       | 2,015   |
| 53 Repair of Hernia                               | 488                  | 285      | 19         | 83            | 1,017        | 60    | 1       | 1,953   |
| 83 Other Muscle, Tendon, Fascia, Bursa Operations | 459                  | 228      | 22         | 154           | 980          | 33    | 0       | 1,876   |
| 14 Posterior Eye Segment Operations               | 1,623                | 23       | 0          | 4             | 153          | 13    | 0       | 1,816   |
| 48 Other Rectal & Perirectal Operations           | 414                  | 131      | 20         | 0             | 901          | 14    | 0       | 1,480   |
| 51 Biliary Tract Operations                       | 359                  | 278      | 18         | 0             | 758          | 47    | 0       | 1,460   |
| 37 Other Heart & Pericardium Operations           | 660                  | 117      | 9          | 0             | 557          | 19    | 0       | 1,362   |
| 20 Other Middle & Inner Ear Operations            | 46                   | 680      | 18         | 0             | 555          | 2     | 0       | 1,301   |
| 82 Hand Muscle, Tendon, Fascia Operations         | 329                  | 157      | 10         | 71            | 635          | 23    | 0       | 1,225   |
| 69 Other Uterus & Supporting Structure Operations | 164                  | 210      | 9          | 0             | 715          | 93    | 0       | 1,191   |
| All Other Procedures                              | 5,872                | 3,557    | 179        | 182           | 8,566        | 673   | 0       | 19,029  |
| Totals  | 36,139               | 14,315   | 918        | 1,901         | 46,121       | 2,321 | 4       | 101,719 |

Procedure groups are created using the first procedure on each record which is in the ICD-9-CM code range 00.0 - 86.99, grouped by first two digits of the procedure code.

"Other" payer includes self-pay, no charge, and other sources of payment

**Table O4**  
**Top 20 Outpatient Procedure Groups by Primary Payer for Visits Not Originating in the Emergency Department**  
**2009 VT Hospital Data, including VT Residents and Non-Residents**  
**Number of Procedures, Average Charges, and Row and Column Percents**

| ICD-9 Procedure                                   | Mean Charges  |          |            |               |              |          |         | Total    |
|---|---------------|----------|------------|---------------|--------------|----------|---------|----------|
|   | Primary Payer |          |            |               |              |          |         |          |
|   | Medicare      | Medicaid | Other Gov. | Workers Comp. | Private Ins. | Other    | Unknown |          |
| 45 Intestinal Incision, Excision, Anastomosis     | \$2,464       | \$2,518  | \$2,564    | \$1,783       | \$2,369      | \$2,377  | \$0     | \$2,412  |
| 86 Skin & Subcutaneous Tissue Operations          | \$2,022       | \$3,129  | \$3,496    | \$3,120       | \$3,438      | \$3,491  | \$7,304 | \$2,512  |
| 03 Spinal Cord & Canal Operations                 | \$1,837       | \$1,811  | \$2,189    | \$2,099       | \$1,907      | \$2,066  | \$0     | \$1,883  |
| 13 Operations on Lens of Eye                      | \$4,552       | \$4,569  | \$4,908    | \$0           | \$4,469      | \$4,808  | \$0     | \$4,541  |
| 04 Cranial & Peripheral Nerve Operations          | \$3,395       | \$3,482  | \$2,877    | \$3,380       | \$3,290      | \$4,339  | \$0     | \$3,380  |
| 81 Joint Repair & Plastic Operations              | \$2,508       | \$8,929  | \$6,374    | \$9,976       | \$9,765      | \$8,224  | \$7,066 | \$6,752  |
| 75 Other Obstetric Operations                     | \$598         | \$626    | \$578      | \$202         | \$639        | \$631    | \$0     | \$630    |
| 38 Vessel Incision, Excision, Occlusion           | \$1,274       | \$1,278  | \$1,265    | \$1,082       | \$1,520      | \$4,203  | \$273   | \$1,494  |
| 80 Incision, Excision of Joint                    | \$6,611       | \$7,535  | \$7,361    | \$7,895       | \$7,029      | \$9,035  | \$0     | \$7,170  |
| 85 Operations on the Breast                       | \$5,342       | \$5,202  | \$5,795    | \$3,690       | \$5,450      | \$9,474  | \$0     | \$5,589  |
| 57 Urinary Bladder Operations                     | \$2,531       | \$3,503  | \$2,176    | \$4,590       | \$3,323      | \$3,398  | \$0     | \$2,754  |
| 53 Repair of Hernia                               | \$7,602       | \$6,618  | \$6,122    | \$6,477       | \$6,740      | \$7,485  | \$4,543 | \$6,942  |
| 83 Other Muscle, Tendon, Fascia, Bursa Operations | \$6,175       | \$6,390  | \$4,837    | \$11,172      | \$7,493      | \$8,507  | \$0     | \$7,328  |
| 14 Posterior Eye Segment Operations               | \$4,605       | \$8,294  | \$0        | \$9,507       | \$7,828      | \$6,820  | \$0     | \$4,875  |
| 48 Other Rectal & Perirectal Operations           | \$2,494       | \$2,577  | \$2,539    | \$0           | \$2,660      | \$3,951  | \$0     | \$2,616  |
| 51 Biliary Tract Operations                       | \$10,077      | \$9,624  | \$8,045    | \$0           | \$9,371      | \$10,971 | \$0     | \$9,628  |
| 37 Other Heart & Pericardium Operations           | \$14,530      | \$15,087 | \$13,575   | \$0           | \$18,943     | \$14,196 | \$0     | \$16,369 |
| 20 Other Middle & Inner Ear Operations            | \$10,147      | \$2,802  | \$5,545    | \$0           | \$3,306      | \$3,617  | \$0     | \$3,316  |
| 82 Hand Muscle, Tendon, Fascia Operations         | \$2,682       | \$3,646  | \$2,659    | \$3,301       | \$2,850      | \$4,547  | \$0     | \$2,963  |
| 69 Other Uterus & Supporting Structure Operations | \$3,544       | \$4,688  | \$4,475    | \$0           | \$4,093      | \$2,461  | \$0     | \$3,998  |
| All Other Procedures                              | \$4,928       | \$6,089  | \$6,647    | \$7,673       | \$7,100      | \$8,662  | \$0     | \$6,297  |
| Totals  | \$3,640       | \$3,952  | \$4,261    | \$6,030       | \$4,407      | \$5,792  | \$4,797 | \$4,131  |

Charge data should be used with caution. See discussion in the User's Guide to Outpatient Tables for details.

Records with missing charges are included in the number of procedures reported but are excluded from the average charges calculation.

Procedure groups are created using the first procedure on each record which is in the ICD-9-CM code range 00.0 - 86.99, grouped by first two digits of the procedure code.

"Other" payer includes self-pay, no charge, and other sources of payment

**Table O4**  
**Top 20 Outpatient Procedure Groups by Primary Payer for Visits Not Originating in the Emergency Department**  
**2009 VT Hospital Data, including VT Residents and Non-Residents**  
**Number of Procedures, Average Charges, and Row and Column Percents**

| ICD-9 Procedure                                   | <b>Row Percents</b> |          |            |               |              |       |         |       | Total |
|---|---------------------|----------|------------|---------------|--------------|-------|---------|-------|-------|
|   | Primary Payer       |          |            |               |              |       |         |       |       |
|   | Medicare            | Medicaid | Other Gov. | Workers Comp. | Private Ins. | Other | Unknown |       |       |
| 45 Intestinal Incision, Excision, Anastomosis     | 28.5                | 9.0      | 1.0        | 0.0           | 60.1         | 1.4   | 0.0     | 100.0 |       |
| 86 Skin & Subcutaneous Tissue Operations          | 63.6                | 7.8      | 0.6        | 1.0           | 23.8         | 3.1   | 0.0     | 100.0 |       |
| 03 Spinal Cord & Canal Operations                 | 38.1                | 13.6     | 0.7        | 5.8           | 40.2         | 1.6   | 0.0     | 100.0 |       |
| 13 Operations on Lens of Eye                      | 75.6                | 3.4      | 0.4        | 0.0           | 19.5         | 1.1   | 0.0     | 100.0 |       |
| 04 Cranial & Peripheral Nerve Operations          | 33.9                | 16.5     | 0.8        | 8.2           | 38.8         | 1.8   | 0.0     | 100.0 |       |
| 81 Joint Repair & Plastic Operations              | 39.3                | 10.6     | 1.0        | 7.2           | 40.4         | 1.6   | 0.0     | 100.0 |       |
| 75 Other Obstetric Operations                     | 1.9                 | 55.3     | 1.0        | 0.0           | 39.9         | 1.9   | 0.0     | 100.0 |       |
| 38 Vessel Incision, Excision, Occlusion           | 36.6                | 17.3     | 1.0        | 1.5           | 39.3         | 4.3   | 0.0     | 100.0 |       |
| 80 Incision, Excision of Joint                    | 14.6                | 12.4     | 1.4        | 9.9           | 59.2         | 2.4   | 0.0     | 100.0 |       |
| 85 Operations on the Breast                       | 24.7                | 8.8      | 1.4        | 0.0           | 60.6         | 4.6   | 0.0     | 100.0 |       |
| 57 Urinary Bladder Operations                     | 71.7                | 5.3      | 0.5        | 0.1           | 20.4         | 1.9   | 0.0     | 100.0 |       |
| 53 Repair of Hernia                               | 25.0                | 14.6     | 1.0        | 4.2           | 52.1         | 3.1   | 0.1     | 100.0 |       |
| 83 Other Muscle, Tendon, Fascia, Bursa Operations | 24.5                | 12.2     | 1.2        | 8.2           | 52.2         | 1.8   | 0.0     | 100.0 |       |
| 14 Posterior Eye Segment Operations               | 89.4                | 1.3      | 0.0        | 0.2           | 8.4          | 0.7   | 0.0     | 100.0 |       |
| 48 Other Rectal & Perirectal Operations           | 28.0                | 8.9      | 1.4        | 0.0           | 60.9         | 0.9   | 0.0     | 100.0 |       |
| 51 Biliary Tract Operations                       | 24.6                | 19.0     | 1.2        | 0.0           | 51.9         | 3.2   | 0.0     | 100.0 |       |
| 37 Other Heart & Pericardium Operations           | 48.5                | 8.6      | 0.7        | 0.0           | 40.9         | 1.4   | 0.0     | 100.0 |       |
| 20 Other Middle & Inner Ear Operations            | 3.5                 | 52.3     | 1.4        | 0.0           | 42.7         | 0.2   | 0.0     | 100.0 |       |
| 82 Hand Muscle, Tendon, Fascia Operations         | 26.9                | 12.8     | 0.8        | 5.8           | 51.8         | 1.9   | 0.0     | 100.0 |       |
| 69 Other Uterus & Supporting Structure Operations | 13.8                | 17.6     | 0.8        | 0.0           | 60.0         | 7.8   | 0.0     | 100.0 |       |
| All Other Procedures                              | 30.9                | 18.7     | 0.9        | 1.0           | 45.0         | 3.5   | 0.0     | 100.0 |       |
| Totals  | 35.5                | 14.1     | 0.9        | 1.9           | 45.3         | 2.3   | 0.0     | 100.0 |       |

Procedure groups are created using the first procedure on each record which is in the ICD-9-CM code range 00.0 - 86.99, grouped by first two digits of the procedure code.  
 "Other" payer includes self-pay, no charge, and other sources of payment



**Table O4**  
**Top 20 Outpatient Procedure Groups by Primary Payer for Visits Not Originating in the Emergency Department**  
**2009 VT Hospital Data, including VT Residents and Non-Residents**  
**Number of Procedures, Average Charges, and Row and Column Percents**

| ICD-9 Procedure                                   | Column Percents |          |            |               |              |       |         | Total |
|---|-----------------|----------|------------|---------------|--------------|-------|---------|-------|
|   | Primary Payer   |          |            |               |              |       |         |       |
|   | Medicare        | Medicaid | Other Gov. | Workers Comp. | Private Ins. | Other | Unknown |       |
| 45 Intestinal Incision, Excision, Anastomosis     | 21.2            | 16.9     | 29.0       | 0.2           | 34.9         | 15.8  | 0.0     | 26.4  |
| 86 Skin & Subcutaneous Tissue Operations          | 13.1            | 4.0      | 5.0        | 4.0           | 3.8          | 9.9   | 25.0    | 7.3   |
| 03 Spinal Cord & Canal Operations                 | 6.0             | 5.4      | 4.4        | 17.3          | 4.9          | 4.0   | 0.0     | 5.6   |
| 13 Operations on Lens of Eye                      | 11.8            | 1.4      | 2.5        | 0.0           | 2.4          | 2.6   | 0.0     | 5.6   |
| 04 Cranial & Peripheral Nerve Operations          | 4.0             | 4.9      | 3.8        | 18.2          | 3.6          | 3.3   | 0.0     | 4.2   |
| 81 Joint Repair & Plastic Operations              | 4.5             | 3.1      | 4.4        | 15.7          | 3.6          | 2.8   | 25.0    | 4.1   |
| 75 Other Obstetric Operations                     | 0.2             | 15.7     | 4.4        | 0.1           | 3.5          | 3.3   | 0.0     | 4.0   |
| 38 Vessel Incision, Excision, Occlusion           | 3.5             | 4.2      | 3.8        | 2.7           | 2.9          | 6.4   | 25.0    | 3.4   |
| 80 Incision, Excision of Joint                    | 1.2             | 2.6      | 4.6        | 15.6          | 3.8          | 3.1   | 0.0     | 2.9   |
| 85 Operations on the Breast                       | 1.7             | 1.6      | 3.9        | 0.1           | 3.3          | 5.0   | 0.0     | 2.5   |
| 57 Urinary Bladder Operations                     | 4.0             | 0.7      | 1.2        | 0.1           | 0.9          | 1.7   | 0.0     | 2.0   |
| 53 Repair of Hernia                               | 1.4             | 2.0      | 2.1        | 4.4           | 2.2          | 2.6   | 25.0    | 1.9   |
| 83 Other Muscle, Tendon, Fascia, Bursa Operations | 1.3             | 1.6      | 2.4        | 8.1           | 2.1          | 1.4   | 0.0     | 1.8   |
| 14 Posterior Eye Segment Operations               | 4.5             | 0.2      | 0.0        | 0.2           | 0.3          | 0.6   | 0.0     | 1.8   |
| 48 Other Rectal & Perirectal Operations           | 1.1             | 0.9      | 2.2        | 0.0           | 2.0          | 0.6   | 0.0     | 1.5   |
| 51 Biliary Tract Operations                       | 1.0             | 1.9      | 2.0        | 0.0           | 1.6          | 2.0   | 0.0     | 1.4   |
| 37 Other Heart & Pericardium Operations           | 1.8             | 0.8      | 1.0        | 0.0           | 1.2          | 0.8   | 0.0     | 1.3   |
| 20 Other Middle & Inner Ear Operations            | 0.1             | 4.8      | 2.0        | 0.0           | 1.2          | 0.1   | 0.0     | 1.3   |
| 82 Hand Muscle, Tendon, Fascia Operations         | 0.9             | 1.1      | 1.1        | 3.7           | 1.4          | 1.0   | 0.0     | 1.2   |
| 69 Other Uterus & Supporting Structure Operations | 0.5             | 1.5      | 1.0        | 0.0           | 1.6          | 4.0   | 0.0     | 1.2   |
| All Other Procedures                              | 16.2            | 24.8     | 19.5       | 9.6           | 18.6         | 29.0  | 0.0     | 18.7  |
| Totals  | 100.0           | 100.0    | 100.0      | 100.0         | 100.0        | 100.0 | 100.0   | 100.0 |

Procedure groups are created using the first procedure on each record which is in the ICD-9-CM code range 00.0 - 86.99, grouped by first two digits of the procedure code.  
 "Other" payer includes self-pay, no charge, and other sources of payment

**Table O5a**  
**Outpatient Visits with any Procedure in ICD-9-CM range 00-86.99**  
**Vermont Hospitals by Setting and Data Year**  
**2005-2009 VT Hospital Data, including VT Residents and Non-Residents**

**Outpatient Procedures NOT Originating in ED**

|      |       | BRAT  | CVMC  | COPL  | FAHC   | GIFF  | GRAC | MT.A. | NCTY  | NEVT  | NWST  | PORT  | RRMC   | SWVT  | SPRF  | VA  | Total   |
|------|-------|-------|-------|-------|--------|-------|------|-------|-------|-------|-------|-------|--------|-------|-------|-----|---------|
| 2005 | Count | 3,573 | 7,076 | 2,876 | 32,010 | 2,483 | 4    | 928   | 2,301 | 3,474 | 7,117 | 3,774 | 8,798  | 5,839 | 2,312 | 911 | 83,476  |
|      | Row % | 4.3   | 8.5   | 3.4   | 38.3   | 3.0   | 0.0  | 1.1   | 2.8   | 4.2   | 8.5   | 4.5   | 10.5   | 7.0   | 2.8   | 1.1 | 100.0   |
| 2006 | Count | 3,590 | 7,363 | 3,121 | 39,473 | 2,723 | 0    | 985   | 3,451 | 3,527 | 6,881 | 3,940 | 9,424  | 6,258 | 2,517 | 611 | 93,864  |
|      | Row % | 3.8   | 7.8   | 3.3   | 42.1   | 2.9   | 0.0  | 1.0   | 3.7   | 3.8   | 7.3   | 4.2   | 10.0   | 6.7   | 2.7   | 0.7 | 100.0   |
| 2007 | Count | 3,768 | 7,166 | 4,109 | 44,599 | 2,616 | 0    | 986   | 3,460 | 3,511 | 7,136 | 3,900 | 9,984  | 6,339 | 2,414 | 0   | 99,988  |
|      | Row % | 3.8   | 7.2   | 4.1   | 44.6   | 2.6   | 0.0  | 1.0   | 3.5   | 3.5   | 7.1   | 3.9   | 10.0   | 6.3   | 2.4   | 0.0 | 100.0   |
| 2008 | Count | 3,913 | 7,430 | 3,881 | 44,346 | 2,435 | 4    | 1,198 | 3,556 | 3,489 | 7,082 | 3,685 | 10,063 | 6,260 | 2,343 | 0   | 99,685  |
|      | Row % | 3.9   | 7.5   | 3.9   | 44.5   | 2.4   | 0.0  | 1.2   | 3.6   | 3.5   | 7.1   | 3.7   | 10.1   | 6.3   | 2.4   | 0.0 | 100.0   |
| 2009 | Count | 4,055 | 7,702 | 3,920 | 45,034 | 2,471 | 0    | 1,380 | 3,460 | 3,551 | 7,388 | 3,804 | 9,682  | 6,834 | 2,438 | 0   | 101,719 |
|      | Row % | 4.0   | 7.6   | 3.9   | 44.3   | 2.4   | 0.0  | 1.4   | 3.4   | 3.5   | 7.3   | 3.7   | 9.5    | 6.7   | 2.4   | 0.0 | 100.0   |

**Outpatient Procedures Originating in the ED**

|      |       | BRAT  | CVMC  | COPL | FAHC  | GIFF | GRAC | MT.A. | NCTY | NEVT | NWST  | PORT | RRMC | SWVT  | SPRF  | VA  | Total  |
|------|-------|-------|-------|------|-------|------|------|-------|------|------|-------|------|------|-------|-------|-----|--------|
| 2005 | Count | 920   | 1,614 | 802  | 5,072 | 352  | 0    | 385   | 706  | 70   | 1,646 | 642  | 185  | 2,600 | 826   | 5   | 15,825 |
|      | Row % | 5.8   | 10.2  | 5.1  | 32.1  | 2.2  | 0.0  | 2.4   | 4.5  | 0.4  | 10.4  | 4.1  | 1.2  | 16.4  | 5.2   | 0.0 | 100.0  |
| 2006 | Count | 1,007 | 1,543 | 870  | 4,879 | 56   | 1    | 547   | 766  | 73   | 1,696 | 801  | 186  | 2,881 | 905   | 3   | 16,214 |
|      | Row % | 6.2   | 9.5   | 5.4  | 30.1  | 0.3  | 0.0  | 3.4   | 4.7  | 0.5  | 10.5  | 4.9  | 1.1  | 17.8  | 5.6   | 0.0 | 100.0  |
| 2007 | Count | 908   | 1,644 | 886  | 5,197 | 16   | 0    | 549   | 729  | 69   | 1,801 | 795  | 207  | 2,742 | 1,018 | 0   | 16,561 |
|      | Row % | 5.5   | 9.9   | 5.3  | 31.4  | 0.1  | 0.0  | 3.3   | 4.4  | 0.4  | 10.9  | 4.8  | 1.2  | 16.6  | 6.1   | 0.0 | 100.0  |
| 2008 | Count | 1,010 | 1,982 | 925  | 5,870 | 16   | 0    | 452   | 719  | 49   | 1,641 | 933  | 183  | 2,779 | 943   | 0   | 17,502 |
|      | Row % | 5.8   | 11.3  | 5.3  | 33.5  | 0.1  | 0.0  | 2.6   | 4.1  | 0.3  | 9.4   | 5.3  | 1.0  | 15.9  | 5.4   | 0.0 | 100.0  |
| 2009 | Count | 925   | 1,911 | 912  | 6,487 | 15   | 0    | 525   | 791  | 55   | 2,050 | 819  | 163  | 1,907 | 928   | 0   | 17,488 |
|      | Row % | 5.3   | 10.9  | 5.2  | 37.1  | 0.1  | 0.0  | 3.0   | 4.5  | 0.3  | 11.7  | 4.7  | 0.9  | 10.9  | 5.3   | 0.0 | 100.0  |

Outpatient procedure records include all outpatient records with procedures in the ICD-9-CM code range 00.0-86.99.  
The Veterans Administration in White River Junction stopped submitting records as of June 30, 2006.

**Table O5b**  
**Top 20 Outpatient Procedure Groups by Vermont Hospitals for Visits Not Originating in the Emergency Department**  
**2009 VT Hospital Data, including VT Residents and Non-Residents**  
**Number of Procedures and Average Charges**

|   | BRAT  | CVMC  | COPL  | FAHC  | GIFF   | GRAC | MT.A   | NCTY   | NEVT   | NWST  | PORT   | RRMC  | SWVT  | SPRF   | Total  |
|---|-------|-------|-------|-------|--------|------|--------|--------|--------|-------|--------|-------|-------|--------|--------|
| 45 Intestinal Incision, Excision, Anastomosis |       |       |       |       |        |      |        |        |        |       |        |       |       |        |        |
| Num   | 1,323 | 2,645 | 991   | 9,287 | 499    | 0    | 419    | 1,004  | 959    | 2,173 | 1,188  | 2,906 | 2,451 | 967    | 26,812 |
| \$  | 1,830 | 2,587 | 2,069 | 2,915 | 3,007  | --   | 2,267  | 3,106  | 2,750  | 1,536 | 1,982  | 2,111 | 1,880 | 1,694  | 2,412  |
| 86 Skin & Subcutaneous Tissue Operations      |       |       |       |       |        |      |        |        |        |       |        |       |       |        |        |
| Num   | 69    | 242   | 181   | 4,963 | 65     | 0    | 56     | 123    | 82     | 402   | 520    | 375   | 292   | 53     | 7,423  |
| \$  | 5,005 | 3,662 | 2,896 | 2,343 | 4,261  | --   | 4,073  | 4,905  | 5,411  | 1,440 | 1,135  | 3,024 | 3,959 | 4,864  | 2,512  |
| 03 Spinal Cord & Canal Operations             |       |       |       |       |        |      |        |        |        |       |        |       |       |        |        |
| Num   | 174   | 595   | 187   | 1,397 | 133    | 0    | 167    | 183    | 2      | 717   | 0      | 1,815 | 306   | 1      | 5,677  |
| \$  | 2,754 | 1,483 | 835   | 2,465 | 2,017  | --   | 2,891  | 2,413  | 1,985  | 884   | --     | 1,891 | 1,668 | 223    | 1,883  |
| 13 Operations on Lens of Eye                  |       |       |       |       |        |      |        |        |        |       |        |       |       |        |        |
| Num   | 444   | 429   | 125   | 1,181 | 694    | 0    | 192    | 380    | 582    | 204   | 499    | 577   | 117   | 228    | 5,652  |
| \$  | 3,603 | 2,866 | 5,108 | 4,595 | 4,786  | --   | 6,562  | 5,888  | 5,469  | 5,099 | 4,456  | 4,117 | 3,110 | 3,351  | 4,541  |
| 04 Cranial & Peripheral Nerve Operations      |       |       |       |       |        |      |        |        |        |       |        |       |       |        |        |
| Num   | 99    | 139   | 278   | 2,541 | 43     | 0    | 118    | 129    | 81     | 188   | 87     | 306   | 136   | 94     | 4,239  |
| \$  | 3,103 | 2,537 | 2,646 | 3,352 | 5,355  | --   | 7,237  | 3,273  | 5,599  | 2,160 | 5,611  | 2,742 | 3,349 | 2,794  | 3,380  |
| 81 Joint Repair & Plastic Operations          |       |       |       |       |        |      |        |        |        |       |        |       |       |        |        |
| Num   | 118   | 158   | 447   | 2,014 | 80     | 0    | 51     | 78     | 67     | 265   | 62     | 461   | 294   | 51     | 4,146  |
| \$  | 8,913 | 8,738 | 7,106 | 5,542 | 4,193  | --   | 6,876  | 13,159 | 10,556 | 7,648 | 12,718 | 5,403 | 9,649 | 11,481 | 6,752  |
| 75 Other Obstetric Operations                 |       |       |       |       |        |      |        |        |        |       |        |       |       |        |        |
| Num   | 1     | 563   | 419   | 939   | 471    | 0    | 0      | 491    | 509    | 361   | 0      | 0     | 301   | 17     | 4,072  |
| \$  | 991   | 389   | 581   | 880   | 530    | --   | --     | 622    | 554    | 583   | --     | --    | 682   | 1,328  | 630    |
| 38 Vessel Incision, Excision, Occlusion       |       |       |       |       |        |      |        |        |        |       |        |       |       |        |        |
| Num   | 4     | 118   | 50    | 1,566 | 12     | 0    | 44     | 48     | 242    | 1,073 | 7      | 171   | 45    | 72     | 3,452  |
| \$  | 4,586 | 872   | 1,826 | 2,119 | 8,453  | --   | 971    | 3,144  | 2,105  | 410   | 4,457  | 1,161 | 2,876 | 457    | 1,494  |
| 80 Incision, Excision of Joint                |       |       |       |       |        |      |        |        |        |       |        |       |       |        |        |
| Num   | 250   | 171   | 131   | 1,222 | 64     | 0    | 51     | 70     | 90     | 149   | 120    | 369   | 221   | 87     | 2,995  |
| \$  | 4,272 | 6,339 | 9,502 | 7,253 | 11,478 | --   | 9,632  | 10,600 | 10,210 | 8,498 | 9,374  | 5,769 | 5,787 | 6,096  | 7,170  |
| 85 Operations on the Breast                   |       |       |       |       |        |      |        |        |        |       |        |       |       |        |        |
| Num   | 121   | 317   | 54    | 1,242 | 2      | 0    | 13     | 51     | 19     | 99    | 55     | 192   | 336   | 42     | 2,543  |
| \$  | 7,043 | 4,543 | 5,246 | 6,132 | 18,358 | --   | 14,805 | 7,785  | 5,799  | 2,725 | 5,766  | 4,565 | 4,719 | 5,653  | 5,589  |

**Table O5b**  
**Top 20 Outpatient Procedure Groups by Vermont Hospitals for Visits Not Originating in the Emergency Department**  
**2009 VT Hospital Data, including VT Residents and Non-Residents**  
**Number of Procedures and Average Charges**

|  | BRAT  | CVMC   | COPL   | FAHC   | GIFF   | GRAC | MT.A   | NCTY   | NEVT   | NWST  | PORT   | RRMC   | SWVT   | SPRF   | Total  |
|--|-------|--------|--------|--------|--------|------|--------|--------|--------|-------|--------|--------|--------|--------|--------|
| <b>57 Urinary Bladder Operations</b>                         |       |        |        |        |        |      |        |        |        |       |        |        |        |        |        |
| Num  | 46    | 275    | 106    | 1,326  | 11     | 0    | 10     | 9      | 19     | 43    | 33     | 48     | 54     | 35     | 2,015  |
| \$   | 5,220 | 3,286  | 1,450  | 2,031  | 11,378 | --   | 7,292  | 533    | 8,658  | 4,740 | 7,986  | 5,980  | 4,747  | 4,165  | 2,754  |
| <b>53 Repair of Hernia</b>                                   |       |        |        |        |        |      |        |        |        |       |        |        |        |        |        |
| Num  | 93    | 196    | 67     | 663    | 30     | 0    | 31     | 83     | 89     | 160   | 102    | 261    | 100    | 78     | 1,953  |
| \$   | 5,296 | 5,754  | 8,869  | 6,531  | 11,288 | --   | 9,882  | 8,533  | 9,017  | 6,422 | 9,097  | 6,944  | 5,995  | 6,284  | 6,942  |
| <b>83 Other Muscle, Tendon, Fascia, Bursa Operations</b>     |       |        |        |        |        |      |        |        |        |       |        |        |        |        |        |
| Num  | 89    | 96     | 132    | 879    | 39     | 0    | 11     | 36     | 72     | 95    | 46     | 171    | 157    | 53     | 1,876  |
| \$   | 7,443 | 7,866  | 13,474 | 5,759  | 12,531 | --   | 9,969  | 15,775 | 9,135  | 5,472 | 13,017 | 5,158  | 7,573  | 8,004  | 7,328  |
| <b>14 Posterior Eye Segment Operations</b>                   |       |        |        |        |        |      |        |        |        |       |        |        |        |        |        |
| Num  | 4     | 3      | 0      | 1,792  | 2      | 0    | 0      | 0      | 0      | 1     | 1      | 7      | 2      | 4      | 1,816  |
| \$   | 563   | 591    | --     | 4,901  | 12,038 | --   | --     | --     | --     | 5,083 | 4,612  | 1,148  | 4,676  | 4,166  | 4,875  |
| <b>48 Other Rectal &amp; Perirectal Operations</b>           |       |        |        |        |        |      |        |        |        |       |        |        |        |        |        |
| Num  | 112   | 180    | 7      | 503    | 2      | 0    | 9      | 44     | 53     | 132   | 101    | 114    | 191    | 32     | 1,480  |
| \$   | 1,868 | 3,138  | 2,239  | 3,166  | 4,673  | --   | 2,379  | 3,488  | 3,007  | 1,828 | 1,951  | 2,447  | 1,917  | 1,966  | 2,616  |
| <b>51 Biliary Tract Operations</b>                           |       |        |        |        |        |      |        |        |        |       |        |        |        |        |        |
| Num  | 65    | 148    | 48     | 485    | 5      | 0    | 35     | 68     | 34     | 215   | 41     | 150    | 130    | 36     | 1,460  |
| \$   | 7,054 | 8,194  | 12,463 | 10,439 | 17,553 | --   | 12,052 | 10,408 | 16,190 | 9,401 | 12,326 | 7,369  | 7,784  | 8,722  | 9,628  |
| <b>37 Other Heart &amp; Pericardium Operations</b>           |       |        |        |        |        |      |        |        |        |       |        |        |        |        |        |
| Num  | 0     | 19     | 0      | 1,199  | 0      | 0    | 0      | 0      | 7      | 0     | 0      | 114    | 22     | 1      | 1,362  |
| \$   | --    | 11,618 | --     | 16,661 | --     | --   | --     | --     | 12,798 | --    | --     | 14,244 | 16,770 | 15,750 | 16,369 |
| <b>20 Other Middle &amp; Inner Ear Operations</b>            |       |        |        |        |        |      |        |        |        |       |        |        |        |        |        |
| Num  | 64    | 84     | 4      | 722    | 0      | 0    | 0      | 30     | 19     | 54    | 133    | 90     | 60     | 41     | 1,301  |
| \$   | 2,896 | 2,969  | 4,964  | 3,418  | --     | --   | --     | 4,227  | 4,407  | 2,398 | 4,614  | 2,728  | 1,836  | 2,019  | 3,316  |
| <b>82 Hand Muscle, Tendon, Fascia Operations</b>             |       |        |        |        |        |      |        |        |        |       |        |        |        |        |        |
| Num  | 78    | 67     | 59     | 608    | 2      | 0    | 28     | 13     | 55     | 43    | 29     | 130    | 91     | 22     | 1,225  |
| \$   | 2,688 | 3,072  | 6,669  | 2,446  | 12,654 | --   | 6,252  | 4,794  | 2,530  | 2,787 | 4,293  | 2,330  | 3,427  | 2,966  | 2,963  |
| <b>69 Other Uterus &amp; Supporting Structure Operations</b> |       |        |        |        |        |      |        |        |        |       |        |        |        |        |        |
| Num  | 40    | 146    | 31     | 522    | 6      | 0    | 4      | 29     | 32     | 90    | 35     | 95     | 121    | 40     | 1,191  |
| \$   | 4,277 | 3,337  | 5,699  | 3,825  | 5,905  | --   | 6,315  | 7,223  | 5,332  | 4,061 | 5,897  | 4,129  | 3,322  | 3,075  | 3,998  |

**Table O5b**  
**Top 20 Outpatient Procedure Groups by Vermont Hospitals for Visits Not Originating in the Emergency Department**  
**2009 VT Hospital Data, including VT Residents and Non-Residents**  
**Number of Procedures and Average Charges**

|                      | BRAT  | CVMC  | COPL  | FAHC   | GIFF  | GRAC | MT.A  | NCTY  | NEVT  | NWST  | PORT  | RRMC  | SWVT  | SPRF  | Total   |
|----------------------|-------|-------|-------|--------|-------|------|-------|-------|-------|-------|-------|-------|-------|-------|---------|
| All Other Procedures |       |       |       |        |       |      |       |       |       |       |       |       |       |       |         |
| Num                  | 861   | 1,111 | 603   | 9,983  | 311   | 0    | 141   | 591   | 538   | 924   | 745   | 1,330 | 1,407 | 484   | 19,029  |
| \$                   | 5,809 | 5,683 | 8,159 | 6,511  | 7,098 | --   | 8,465 | 9,104 | 7,382 | 5,140 | 6,581 | 5,333 | 4,547 | 5,604 | 6,297   |
| Totals               |       |       |       |        |       |      |       |       |       |       |       |       |       |       |         |
| Num                  | 4,055 | 7,702 | 3,920 | 45,034 | 2,471 | 0    | 1,380 | 3,460 | 3,551 | 7,388 | 3,804 | 9,682 | 6,834 | 2,438 | 101,719 |
| \$                   | 3,890 | 3,436 | 4,539 | 4,590  | 4,208 | --   | 5,201 | 5,116 | 4,520 | 2,652 | 4,275 | 3,475 | 3,534 | 3,603 | 4,131   |

Charge data should be used with caution. See discussion in the User's Guide to Outpatient Tables for details.

Records with missing charges are included in the number of procedures reported but excluded from the average charges.

Procedure groups are created using the first procedure on each record which is in the ICD-9-CM code range 00.0 - 86.99, grouped by first two digits of the procedure code.

Columns headers denote hospitals: key to the hospital abbreviations can be found in Appendix O4.

**Table O6**  
**Outpatient Procedure Groups by Vermont Hospitals for Visits Not Originating in the Emergency Department**  
**2009 VT Hospital Data, including VT Residents and Non-Residents**  
**Number of Procedures and Column Percents**

|  | BRAT | CVMC | COPL | FAHC  | GIFF | GRAC | MT.A | NCTY | NEVT | NWST | PORT | RRMC  | SWVT | SPRF | Total |
|--|------|------|------|-------|------|------|------|------|------|------|------|-------|------|------|-------|
| 00 Procedures and Interventions, NEC     |      |      |      |       |      |      |      |      |      |      |      |       |      |      |       |
| Num                                      | 59   | 0    | 2    | 175   | 0    | 0    | 0    | 0    | 0    | 0    | 0    | 5     | 0    | 0    | 241   |
| Col %                                    | 1.5  | 0.0  | 0.1  | 0.4   | 0.0  | 0.0  | 0.0  | 0.0  | 0.0  | 0.0  | 0.0  | 0.1   | 0.0  | 0.0  | 0.2   |
| 01 Incision, Excision of Brain, Skull    |      |      |      |       |      |      |      |      |      |      |      |       |      |      |       |
| Num                                      | 0    | 0    | 0    | 7     | 0    | 0    | 0    | 0    | 0    | 0    | 0    | 0     | 0    | 0    | 7     |
| Col %                                    | 0.0  | 0.0  | 0.0  | 0.0   | 0.0  | 0.0  | 0.0  | 0.0  | 0.0  | 0.0  | 0.0  | 0.0   | 0.0  | 0.0  | 0.0   |
| 02 Other Brain, Skull Operations         |      |      |      |       |      |      |      |      |      |      |      |       |      |      |       |
| Num                                      | 0    | 0    | 0    | 5     | 0    | 0    | 0    | 0    | 0    | 0    | 0    | 0     | 0    | 0    | 5     |
| Col %                                    | 0.0  | 0.0  | 0.0  | 0.0   | 0.0  | 0.0  | 0.0  | 0.0  | 0.0  | 0.0  | 0.0  | 0.0   | 0.0  | 0.0  | 0.0   |
| 03 Spinal Cord & Canal Operations        |      |      |      |       |      |      |      |      |      |      |      |       |      |      |       |
| Num                                      | 174  | 595  | 187  | 1,397 | 133  | 0    | 167  | 183  | 2    | 717  | 0    | 1,815 | 306  | 1    | 5,677 |
| Col %                                    | 4.3  | 7.7  | 4.8  | 3.1   | 5.4  | 0.0  | 12.1 | 5.3  | 0.1  | 9.7  | 0.0  | 18.7  | 4.5  | 0.0  | 5.6   |
| 04 Cranial & Peripheral Nerve Operations |      |      |      |       |      |      |      |      |      |      |      |       |      |      |       |
| Num                                      | 99   | 139  | 278  | 2,541 | 43   | 0    | 118  | 129  | 81   | 188  | 87   | 306   | 136  | 94   | 4,239 |
| Col %                                    | 2.4  | 1.8  | 7.1  | 5.6   | 1.7  | 0.0  | 8.6  | 3.7  | 2.3  | 2.5  | 2.3  | 3.2   | 2.0  | 3.9  | 4.2   |
| 05 Sympathetic Nerve Operations          |      |      |      |       |      |      |      |      |      |      |      |       |      |      |       |
| Num                                      | 0    | 4    | 0    | 72    | 3    | 0    | 7    | 0    | 0    | 6    | 0    | 7     | 0    | 0    | 99    |
| Col %                                    | 0.0  | 0.1  | 0.0  | 0.2   | 0.1  | 0.0  | 0.5  | 0.0  | 0.0  | 0.1  | 0.0  | 0.1   | 0.0  | 0.0  | 0.1   |
| 06 Thyroid, Parathyroid Operations       |      |      |      |       |      |      |      |      |      |      |      |       |      |      |       |
| Num                                      | 12   | 11   | 0    | 355   | 70   | 0    | 1    | 4    | 2    | 6    | 13   | 7     | 138  | 5    | 624   |
| Col %                                    | 0.3  | 0.1  | 0.0  | 0.8   | 2.8  | 0.0  | 0.1  | 0.1  | 0.1  | 0.1  | 0.3  | 0.1   | 2.0  | 0.2  | 0.6   |
| 07 Other Endocrine Gland Operations      |      |      |      |       |      |      |      |      |      |      |      |       |      |      |       |
| Num                                      | 1    | 0    | 0    | 4     | 0    | 0    | 0    | 0    | 0    | 0    | 0    | 0     | 1    | 0    | 6     |
| Col %                                    | 0.0  | 0.0  | 0.0  | 0.0   | 0.0  | 0.0  | 0.0  | 0.0  | 0.0  | 0.0  | 0.0  | 0.0   | 0.0  | 0.0  | 0.0   |
| 08 Eyelid Operations                     |      |      |      |       |      |      |      |      |      |      |      |       |      |      |       |
| Num                                      | 18   | 7    | 1    | 247   | 0    | 0    | 0    | 3    | 0    | 15   | 71   | 18    | 7    | 6    | 393   |
| Col %                                    | 0.4  | 0.1  | 0.0  | 0.5   | 0.0  | 0.0  | 0.0  | 0.1  | 0.0  | 0.2  | 1.9  | 0.2   | 0.1  | 0.2  | 0.4   |
| 09 Lacrimal System Operations            |      |      |      |       |      |      |      |      |      |      |      |       |      |      |       |
| Num                                      | 1    | 0    | 0    | 81    | 0    | 0    | 0    | 0    | 0    | 5    | 2    | 2     | 2    | 1    | 94    |
| Col %                                    | 0.0  | 0.0  | 0.0  | 0.2   | 0.0  | 0.0  | 0.0  | 0.0  | 0.0  | 0.1  | 0.1  | 0.0   | 0.0  | 0.0  | 0.1   |

**Table O6**  
**Outpatient Procedure Groups by Vermont Hospitals for Visits Not Originating in the Emergency Department**  
**2009 VT Hospital Data, including VT Residents and Non-Residents**  
**Number of Procedures and Column Percents**

|  | BRAT | CVMC | COPL | FAHC  | GIFF | GRAC | MT.A | NCTY | NEVT | NWST | PORT | RRMC | SWVT | SPRF | Total |
|--|------|------|------|-------|------|------|------|------|------|------|------|------|------|------|-------|
| <b>10 Conjunctival Operations</b>          |      |      |      |       |      |      |      |      |      |      |      |      |      |      |       |
| Num  | 0    | 1    | 0    | 23    | 0    | 0    | 0    | 0    | 0    | 0    | 0    | 1    | 3    | 0    | 28    |
| Col %                                      | 0.0  | 0.0  | 0.0  | 0.1   | 0.0  | 0.0  | 0.0  | 0.0  | 0.0  | 0.0  | 0.0  | 0.0  | 0.0  | 0.0  | 0.0   |
| <b>11 Operations on Cornea</b>             |      |      |      |       |      |      |      |      |      |      |      |      |      |      |       |
| Num  | 0    | 0    | 0    | 53    | 4    | 0    | 0    | 0    | 0    | 2    | 5    | 0    | 1    | 1    | 66    |
| Col %                                      | 0.0  | 0.0  | 0.0  | 0.1   | 0.2  | 0.0  | 0.0  | 0.0  | 0.0  | 0.0  | 0.1  | 0.0  | 0.0  | 0.0  | 0.1   |
| <b>12 Anterior Eye Segment Operations</b>  |      |      |      |       |      |      |      |      |      |      |      |      |      |      |       |
| Num  | 8    | 25   | 0    | 100   | 2    | 0    | 0    | 26   | 81   | 6    | 4    | 66   | 8    | 7    | 333   |
| Col %                                      | 0.2  | 0.3  | 0.0  | 0.2   | 0.1  | 0.0  | 0.0  | 0.8  | 2.3  | 0.1  | 0.1  | 0.7  | 0.1  | 0.3  | 0.3   |
| <b>13 Operations on Lens of Eye</b>        |      |      |      |       |      |      |      |      |      |      |      |      |      |      |       |
| Num  | 444  | 429  | 125  | 1,181 | 694  | 0    | 192  | 380  | 582  | 204  | 499  | 577  | 117  | 228  | 5,652 |
| Col %                                      | 10.9 | 5.6  | 3.2  | 2.6   | 28.1 | 0.0  | 13.9 | 11.0 | 16.4 | 2.8  | 13.1 | 6.0  | 1.7  | 9.4  | 5.6   |
| <b>14 Posterior Eye Segment Operations</b> |      |      |      |       |      |      |      |      |      |      |      |      |      |      |       |
| Num  | 4    | 3    | 0    | 1,792 | 2    | 0    | 0    | 0    | 0    | 1    | 1    | 7    | 2    | 4    | 1,816 |
| Col %                                      | 0.1  | 0.0  | 0.0  | 4.0   | 0.1  | 0.0  | 0.0  | 0.0  | 0.0  | 0.0  | 0.0  | 0.1  | 0.0  | 0.2  | 1.8   |
| <b>15 Extraocular Muscle Operations</b>    |      |      |      |       |      |      |      |      |      |      |      |      |      |      |       |
| Num  | 3    | 0    | 0    | 42    | 10   | 0    | 0    | 0    | 0    | 6    | 0    | 0    | 0    | 2    | 63    |
| Col %                                      | 0.1  | 0.0  | 0.0  | 0.1   | 0.4  | 0.0  | 0.0  | 0.0  | 0.0  | 0.1  | 0.0  | 0.0  | 0.0  | 0.1  | 0.1   |
| <b>16 Orbit &amp; Eyeball Operations</b>   |      |      |      |       |      |      |      |      |      |      |      |      |      |      |       |
| Num  | 0    | 1    | 0    | 77    | 1    | 0    | 0    | 0    | 0    | 1    | 0    | 0    | 0    | 0    | 80    |
| Col %                                      | 0.0  | 0.0  | 0.0  | 0.2   | 0.0  | 0.0  | 0.0  | 0.0  | 0.0  | 0.0  | 0.0  | 0.0  | 0.0  | 0.0  | 0.1   |
| <b>17 Other Miscellaneous Procedures</b>   |      |      |      |       |      |      |      |      |      |      |      |      |      |      |       |
| Num  | 0    | 23   | 0    | 29    | 1    | 0    | 5    | 0    | 0    | 24   | 1    | 0    | 48   | 0    | 131   |
| Col %                                      | 0.0  | 0.3  | 0.0  | 0.1   | 0.0  | 0.0  | 0.4  | 0.0  | 0.0  | 0.3  | 0.0  | 0.0  | 0.7  | 0.0  | 0.1   |
| <b>18 External Ear Operations</b>          |      |      |      |       |      |      |      |      |      |      |      |      |      |      |       |
| Num  | 8    | 15   | 3    | 152   | 0    | 0    | 2    | 4    | 4    | 17   | 17   | 25   | 7    | 4    | 258   |
| Col %                                      | 0.2  | 0.2  | 0.1  | 0.3   | 0.0  | 0.0  | 0.1  | 0.1  | 0.1  | 0.2  | 0.4  | 0.3  | 0.1  | 0.2  | 0.3   |
| <b>19 Middle Ear Reconstructions</b>       |      |      |      |       |      |      |      |      |      |      |      |      |      |      |       |
| Num  | 5    | 15   | 0    | 62    | 0    | 0    | 0    | 4    | 6    | 0    | 14   | 11   | 8    | 3    | 128   |
| Col %                                      | 0.1  | 0.2  | 0.0  | 0.1   | 0.0  | 0.0  | 0.0  | 0.1  | 0.2  | 0.0  | 0.4  | 0.1  | 0.1  | 0.1  | 0.1   |

**Table O6**  
**Outpatient Procedure Groups by Vermont Hospitals for Visits Not Originating in the Emergency Department**  
**2009 VT Hospital Data, including VT Residents and Non-Residents**  
**Number of Procedures and Column Percents**

|  | BRAT | CVMC | COPL | FAHC | GIFF | GRAC | MT.A | NCTY | NEVT | NWST | PORT | RRMC | SWVT | SPRF | Total |
|--|------|------|------|------|------|------|------|------|------|------|------|------|------|------|-------|
| 20 Other Middle & Inner Ear Operations |      |      |      |      |      |      |      |      |      |      |      |      |      |      |       |
| Num                                    | 64   | 84   | 4    | 722  | 0    | 0    | 0    | 30   | 19   | 54   | 133  | 90   | 60   | 41   | 1,301 |
| Col %                                  | 1.6  | 1.1  | 0.1  | 1.6  | 0.0  | 0.0  | 0.0  | 0.9  | 0.5  | 0.7  | 3.5  | 0.9  | 0.9  | 1.7  | 1.3   |
| 21 Operations on Nose                  |      |      |      |      |      |      |      |      |      |      |      |      |      |      |       |
| Num                                    | 45   | 16   | 15   | 630  | 0    | 0    | 4    | 56   | 16   | 24   | 48   | 76   | 40   | 16   | 986   |
| Col %                                  | 1.1  | 0.2  | 0.4  | 1.4  | 0.0  | 0.0  | 0.3  | 1.6  | 0.5  | 0.3  | 1.3  | 0.8  | 0.6  | 0.7  | 1.0   |
| 22 Nasal Sinus Operations              |      |      |      |      |      |      |      |      |      |      |      |      |      |      |       |
| Num                                    | 6    | 14   | 3    | 102  | 0    | 0    | 0    | 8    | 4    | 11   | 21   | 16   | 6    | 5    | 196   |
| Col %                                  | 0.1  | 0.2  | 0.1  | 0.2  | 0.0  | 0.0  | 0.0  | 0.2  | 0.1  | 0.1  | 0.6  | 0.2  | 0.1  | 0.2  | 0.2   |
| 23 Tooth Removal & Restoration         |      |      |      |      |      |      |      |      |      |      |      |      |      |      |       |
| Num                                    | 13   | 3    | 147  | 286  | 0    | 0    | 0    | 1    | 6    | 0    | 0    | 24   | 126  | 59   | 665   |
| Col %                                  | 0.3  | 0.0  | 3.8  | 0.6  | 0.0  | 0.0  | 0.0  | 0.0  | 0.2  | 0.0  | 0.0  | 0.2  | 1.8  | 2.4  | 0.7   |
| 24 Other Operations on Teeth & Gums    |      |      |      |      |      |      |      |      |      |      |      |      |      |      |       |
| Num                                    | 0    | 1    | 3    | 3    | 0    | 0    | 1    | 1    | 0    | 0    | 0    | 0    | 1    | 0    | 10    |
| Col %                                  | 0.0  | 0.0  | 0.1  | 0.0  | 0.0  | 0.0  | 0.1  | 0.0  | 0.0  | 0.0  | 0.0  | 0.0  | 0.0  | 0.0  | 0.0   |
| 25 Operations on Tongue                |      |      |      |      |      |      |      |      |      |      |      |      |      |      |       |
| Num                                    | 11   | 5    | 0    | 21   | 0    | 0    | 0    | 3    | 1    | 2    | 6    | 4    | 1    | 1    | 55    |
| Col %                                  | 0.3  | 0.1  | 0.0  | 0.0  | 0.0  | 0.0  | 0.0  | 0.1  | 0.0  | 0.0  | 0.2  | 0.0  | 0.0  | 0.0  | 0.1   |
| 26 Salivary Gland Operations           |      |      |      |      |      |      |      |      |      |      |      |      |      |      |       |
| Num                                    | 6    | 8    | 1    | 35   | 0    | 0    | 2    | 3    | 4    | 0    | 7    | 4    | 3    | 0    | 73    |
| Col %                                  | 0.1  | 0.1  | 0.0  | 0.1  | 0.0  | 0.0  | 0.1  | 0.1  | 0.1  | 0.0  | 0.2  | 0.0  | 0.0  | 0.0  | 0.1   |
| 27 Other Mouth & Face Operations       |      |      |      |      |      |      |      |      |      |      |      |      |      |      |       |
| Num                                    | 10   | 3    | 0    | 106  | 0    | 0    | 1    | 15   | 6    | 5    | 25   | 26   | 9    | 6    | 212   |
| Col %                                  | 0.2  | 0.0  | 0.0  | 0.2  | 0.0  | 0.0  | 0.1  | 0.4  | 0.2  | 0.1  | 0.7  | 0.3  | 0.1  | 0.2  | 0.2   |
| 28 Tonsil & Adenoid Operations         |      |      |      |      |      |      |      |      |      |      |      |      |      |      |       |
| Num                                    | 81   | 62   | 6    | 254  | 0    | 0    | 13   | 53   | 40   | 44   | 103  | 58   | 38   | 26   | 778   |
| Col %                                  | 2.0  | 0.8  | 0.2  | 0.6  | 0.0  | 0.0  | 0.9  | 1.5  | 1.1  | 0.6  | 2.7  | 0.6  | 0.6  | 1.1  | 0.8   |
| 29 Operations on Pharynx               |      |      |      |      |      |      |      |      |      |      |      |      |      |      |       |
| Num                                    | 4    | 3    | 0    | 20   | 0    | 0    | 0    | 1    | 1    | 2    | 4    | 9    | 1    | 1    | 46    |
| Col %                                  | 0.1  | 0.0  | 0.0  | 0.0  | 0.0  | 0.0  | 0.0  | 0.0  | 0.0  | 0.0  | 0.1  | 0.1  | 0.0  | 0.0  | 0.0   |



**Table O6**  
**Outpatient Procedure Groups by Vermont Hospitals for Visits Not Originating in the Emergency Department**  
**2009 VT Hospital Data, including VT Residents and Non-Residents**  
**Number of Procedures and Column Percents**

|   | BRAT | CVMC | COPL | FAHC  | GIFF | GRAC | MT.A | NCTY | NEVT | NWST  | PORT | RRMC | SWVT | SPRF | Total |
|---|------|------|------|-------|------|------|------|------|------|-------|------|------|------|------|-------|
| 30 Excision of Larynx                   |      |      |      |       |      |      |      |      |      |       |      |      |      |      |       |
| Num                                     | 9    | 10   | 0    | 43    | 0    | 0    | 0    | 4    | 1    | 0     | 2    | 5    | 15   | 0    | 89    |
| Col %                                   | 0.2  | 0.1  | 0.0  | 0.1   | 0.0  | 0.0  | 0.0  | 0.1  | 0.0  | 0.0   | 0.1  | 0.1  | 0.2  | 0.0  | 0.1   |
| 31 Larynx Trachea Operations, NEC       |      |      |      |       |      |      |      |      |      |       |      |      |      |      |       |
| Num                                     | 6    | 8    | 0    | 551   | 0    | 0    | 0    | 3    | 2    | 1     | 11   | 14   | 4    | 2    | 602   |
| Col %                                   | 0.1  | 0.1  | 0.0  | 1.2   | 0.0  | 0.0  | 0.0  | 0.1  | 0.1  | 0.0   | 0.3  | 0.1  | 0.1  | 0.1  | 0.6   |
| 32 Lung & Bronchus Excision             |      |      |      |       |      |      |      |      |      |       |      |      |      |      |       |
| Num                                     | 0    | 0    | 0    | 10    | 0    | 0    | 0    | 0    | 0    | 0     | 0    | 0    | 0    | 0    | 10    |
| Col %                                   | 0.0  | 0.0  | 0.0  | 0.0   | 0.0  | 0.0  | 0.0  | 0.0  | 0.0  | 0.0   | 0.0  | 0.0  | 0.0  | 0.0  | 0.0   |
| 33 Other Bronchial & Lung Operations    |      |      |      |       |      |      |      |      |      |       |      |      |      |      |       |
| Num                                     | 9    | 31   | 0    | 336   | 0    | 0    | 3    | 26   | 1    | 0     | 4    | 56   | 64   | 8    | 538   |
| Col %                                   | 0.2  | 0.4  | 0.0  | 0.7   | 0.0  | 0.0  | 0.2  | 0.8  | 0.0  | 0.0   | 0.1  | 0.6  | 0.9  | 0.3  | 0.5   |
| 34 Thorax Operations Except Lung        |      |      |      |       |      |      |      |      |      |       |      |      |      |      |       |
| Num                                     | 12   | 5    | 7    | 87    | 0    | 0    | 0    | 9    | 3    | 2     | 4    | 10   | 20   | 1    | 160   |
| Col %                                   | 0.3  | 0.1  | 0.2  | 0.2   | 0.0  | 0.0  | 0.0  | 0.3  | 0.1  | 0.0   | 0.1  | 0.1  | 0.3  | 0.0  | 0.2   |
| 35 Heart Valve & Septa Operations       |      |      |      |       |      |      |      |      |      |       |      |      |      |      |       |
| Num                                     | 0    | 0    | 0    | 2     | 0    | 0    | 0    | 0    | 0    | 0     | 0    | 0    | 0    | 0    | 2     |
| Col %                                   | 0.0  | 0.0  | 0.0  | 0.0   | 0.0  | 0.0  | 0.0  | 0.0  | 0.0  | 0.0   | 0.0  | 0.0  | 0.0  | 0.0  | 0.0   |
| 36 Operations on Heart Vessels          |      |      |      |       |      |      |      |      |      |       |      |      |      |      |       |
| Num                                     | 0    | 0    | 0    | 48    | 0    | 0    | 0    | 0    | 0    | 0     | 0    | 0    | 0    | 0    | 48    |
| Col %                                   | 0.0  | 0.0  | 0.0  | 0.1   | 0.0  | 0.0  | 0.0  | 0.0  | 0.0  | 0.0   | 0.0  | 0.0  | 0.0  | 0.0  | 0.0   |
| 37 Other Heart & Pericardium Operations |      |      |      |       |      |      |      |      |      |       |      |      |      |      |       |
| Num                                     | 0    | 19   | 0    | 1,199 | 0    | 0    | 0    | 0    | 7    | 0     | 0    | 114  | 22   | 1    | 1,362 |
| Col %                                   | 0.0  | 0.2  | 0.0  | 2.7   | 0.0  | 0.0  | 0.0  | 0.0  | 0.2  | 0.0   | 0.0  | 1.2  | 0.3  | 0.0  | 1.3   |
| 38 Vessel Incision, Excision, Occlusion |      |      |      |       |      |      |      |      |      |       |      |      |      |      |       |
| Num                                     | 4    | 118  | 50   | 1,566 | 12   | 0    | 44   | 48   | 242  | 1,073 | 7    | 171  | 45   | 72   | 3,452 |
| Col %                                   | 0.1  | 1.5  | 1.3  | 3.5   | 0.5  | 0.0  | 3.2  | 1.4  | 6.8  | 14.5  | 0.2  | 1.8  | 0.7  | 3.0  | 3.4   |
| 39 Other Operations on Vessels          |      |      |      |       |      |      |      |      |      |       |      |      |      |      |       |
| Num                                     | 13   | 47   | 1    | 594   | 0    | 0    | 0    | 13   | 0    | 0     | 0    | 4    | 4    | 0    | 676   |
| Col %                                   | 0.3  | 0.6  | 0.0  | 1.3   | 0.0  | 0.0  | 0.0  | 0.4  | 0.0  | 0.0   | 0.0  | 0.0  | 0.1  | 0.0  | 0.7   |

**Table O6**  
**Outpatient Procedure Groups by Vermont Hospitals for Visits Not Originating in the Emergency Department**  
**2009 VT Hospital Data, including VT Residents and Non-Residents**  
**Number of Procedures and Column Percents**

|   | BRAT  | CVMC  | COPL | FAHC  | GIFF | GRAC | MT.A | NCTY  | NEVT | NWST  | PORT  | RRMC  | SWVT  | SPRF | Total  |
|---|-------|-------|------|-------|------|------|------|-------|------|-------|-------|-------|-------|------|--------|
| 40 Lymphatic System Operations                |       |       |      |       |      |      |      |       |      |       |       |       |       |      |        |
| Num   | 14    | 23    | 15   | 114   | 0    | 0    | 5    | 8     | 5    | 10    | 6     | 26    | 23    | 5    | 254    |
| Col %   | 0.3   | 0.3   | 0.4  | 0.3   | 0.0  | 0.0  | 0.4  | 0.2   | 0.1  | 0.1   | 0.2   | 0.3   | 0.3   | 0.2  | 0.2    |
| 41 Bone Marrow & Spleen Operations            |       |       |      |       |      |      |      |       |      |       |       |       |       |      |        |
| Num   | 1     | 6     | 2    | 255   | 1    | 0    | 0    | 3     | 3    | 4     | 1     | 0     | 0     | 3    | 279    |
| Col %   | 0.0   | 0.1   | 0.1  | 0.6   | 0.0  | 0.0  | 0.0  | 0.1   | 0.1  | 0.1   | 0.0   | 0.0   | 0.0   | 0.1  | 0.3    |
| 42 Operations on Esophagus                    |       |       |      |       |      |      |      |       |      |       |       |       |       |      |        |
| Num   | 36    | 64    | 9    | 260   | 4    | 0    | 5    | 3     | 5    | 6     | 4     | 100   | 22    | 3    | 521    |
| Col %   | 0.9   | 0.8   | 0.2  | 0.6   | 0.2  | 0.0  | 0.4  | 0.1   | 0.1  | 0.1   | 0.1   | 1.0   | 0.3   | 0.1  | 0.5    |
| 43 Incision, Excision of Stomach              |       |       |      |       |      |      |      |       |      |       |       |       |       |      |        |
| Num   | 3     | 5     | 2    | 63    | 3    | 0    | 1    | 11    | 0    | 4     | 1     | 13    | 9     | 1    | 116    |
| Col %   | 0.1   | 0.1   | 0.1  | 0.1   | 0.1  | 0.0  | 0.1  | 0.3   | 0.0  | 0.1   | 0.0   | 0.1   | 0.1   | 0.0  | 0.1    |
| 44 Other Operations on Stomach                |       |       |      |       |      |      |      |       |      |       |       |       |       |      |        |
| Num   | 7     | 2     | 1    | 276   | 1    | 0    | 5    | 1     | 0    | 12    | 0     | 9     | 3     | 1    | 318    |
| Col %   | 0.2   | 0.0   | 0.0  | 0.6   | 0.0  | 0.0  | 0.4  | 0.0   | 0.0  | 0.2   | 0.0   | 0.1   | 0.0   | 0.0  | 0.3    |
| 45 Intestinal Incision, Excision, Anastomosis |       |       |      |       |      |      |      |       |      |       |       |       |       |      |        |
| Num   | 1,323 | 2,645 | 991  | 9,287 | 499  | 0    | 419  | 1,004 | 959  | 2,173 | 1,188 | 2,906 | 2,451 | 967  | 26,812 |
| Col %   | 32.6  | 34.3  | 25.3 | 20.6  | 20.2 | 0.0  | 30.4 | 29.0  | 27.0 | 29.4  | 31.2  | 30.0  | 35.9  | 39.7 | 26.4   |
| 46 Other Intestinal Operations                |       |       |      |       |      |      |      |       |      |       |       |       |       |      |        |
| Num   | 0     | 1     | 0    | 27    | 0    | 0    | 2    | 1     | 0    | 0     | 0     | 7     | 5     | 1    | 44     |
| Col %   | 0.0   | 0.0   | 0.0  | 0.1   | 0.0  | 0.0  | 0.1  | 0.0   | 0.0  | 0.0   | 0.0   | 0.1   | 0.1   | 0.0  | 0.0    |
| 47 Operations on Appendix                     |       |       |      |       |      |      |      |       |      |       |       |       |       |      |        |
| Num   | 1     | 6     | 0    | 11    | 2    | 0    | 0    | 2     | 1    | 7     | 0     | 2     | 3     | 0    | 35     |
| Col %   | 0.0   | 0.1   | 0.0  | 0.0   | 0.1  | 0.0  | 0.0  | 0.1   | 0.0  | 0.1   | 0.0   | 0.0   | 0.0   | 0.0  | 0.0    |
| 48 Other Rectal & Perirectal Operations       |       |       |      |       |      |      |      |       |      |       |       |       |       |      |        |
| Num   | 112   | 180   | 7    | 503   | 2    | 0    | 9    | 44    | 53   | 132   | 101   | 114   | 191   | 32   | 1,480  |
| Col %   | 2.8   | 2.3   | 0.2  | 1.1   | 0.1  | 0.0  | 0.7  | 1.3   | 1.5  | 1.8   | 2.7   | 1.2   | 2.8   | 1.3  | 1.5    |
| 49 Operations on Anus                         |       |       |      |       |      |      |      |       |      |       |       |       |       |      |        |
| Num   | 38    | 29    | 5    | 356   | 2    | 0    | 8    | 27    | 10   | 55    | 18    | 42    | 21    | 8    | 619    |
| Col %   | 0.9   | 0.4   | 0.1  | 0.8   | 0.1  | 0.0  | 0.6  | 0.8   | 0.3  | 0.7   | 0.5   | 0.4   | 0.3   | 0.3  | 0.6    |

**Table O6**  
**Outpatient Procedure Groups by Vermont Hospitals for Visits Not Originating in the Emergency Department**  
**2009 VT Hospital Data, including VT Residents and Non-Residents**  
**Number of Procedures and Column Percents**

|   | BRAT | CVMC | COPL | FAHC  | GIFF | GRAC | MT.A | NCTY | NEVT | NWST | PORT | RRMC | SWVT | SPRF | Total |
|---|------|------|------|-------|------|------|------|------|------|------|------|------|------|------|-------|
| <b>50 Operations on Liver</b>               |      |      |      |       |      |      |      |      |      |      |      |      |      |      |       |
| Num   | 21   | 10   | 0    | 197   | 0    | 0    | 6    | 5    | 0    | 0    | 0    | 16   | 9    | 0    | 264   |
| Col %                                       | 0.5  | 0.1  | 0.0  | 0.4   | 0.0  | 0.0  | 0.4  | 0.1  | 0.0  | 0.0  | 0.0  | 0.2  | 0.1  | 0.0  | 0.3   |
| <b>51 Biliary Tract Operations</b>          |      |      |      |       |      |      |      |      |      |      |      |      |      |      |       |
| Num   | 65   | 148  | 48   | 485   | 5    | 0    | 35   | 68   | 34   | 215  | 41   | 150  | 130  | 36   | 1,460 |
| Col %                                       | 1.6  | 1.9  | 1.2  | 1.1   | 0.2  | 0.0  | 2.5  | 2.0  | 1.0  | 2.9  | 1.1  | 1.5  | 1.9  | 1.5  | 1.4   |
| <b>52 Operations on Pancreas</b>            |      |      |      |       |      |      |      |      |      |      |      |      |      |      |       |
| Num   | 0    | 1    | 0    | 17    | 0    | 0    | 0    | 0    | 0    | 0    | 0    | 1    | 1    | 0    | 20    |
| Col %                                       | 0.0  | 0.0  | 0.0  | 0.0   | 0.0  | 0.0  | 0.0  | 0.0  | 0.0  | 0.0  | 0.0  | 0.0  | 0.0  | 0.0  | 0.0   |
| <b>53 Repair of Hernia</b>                  |      |      |      |       |      |      |      |      |      |      |      |      |      |      |       |
| Num   | 93   | 196  | 67   | 663   | 30   | 0    | 31   | 83   | 89   | 160  | 102  | 261  | 100  | 78   | 1,953 |
| Col %                                       | 2.3  | 2.5  | 1.7  | 1.5   | 1.2  | 0.0  | 2.2  | 2.4  | 2.5  | 2.2  | 2.7  | 2.7  | 1.5  | 3.2  | 1.9   |
| <b>54 Other Abdominal Region Operations</b> |      |      |      |       |      |      |      |      |      |      |      |      |      |      |       |
| Num   | 57   | 32   | 14   | 263   | 2    | 0    | 2    | 28   | 19   | 15   | 4    | 31   | 89   | 20   | 576   |
| Col %                                       | 1.4  | 0.4  | 0.4  | 0.6   | 0.1  | 0.0  | 0.1  | 0.8  | 0.5  | 0.2  | 0.1  | 0.3  | 1.3  | 0.8  | 0.6   |
| <b>55 Operations on Kidney</b>              |      |      |      |       |      |      |      |      |      |      |      |      |      |      |       |
| Num   | 4    | 2    | 0    | 183   | 0    | 0    | 0    | 0    | 0    | 1    | 3    | 6    | 2    | 0    | 201   |
| Col %                                       | 0.1  | 0.0  | 0.0  | 0.4   | 0.0  | 0.0  | 0.0  | 0.0  | 0.0  | 0.0  | 0.1  | 0.1  | 0.0  | 0.0  | 0.2   |
| <b>56 Operations on Ureter</b>              |      |      |      |       |      |      |      |      |      |      |      |      |      |      |       |
| Num   | 24   | 54   | 5    | 145   | 3    | 0    | 1    | 0    | 7    | 30   | 18   | 11   | 46   | 3    | 347   |
| Col %                                       | 0.6  | 0.7  | 0.1  | 0.3   | 0.1  | 0.0  | 0.1  | 0.0  | 0.2  | 0.4  | 0.5  | 0.1  | 0.7  | 0.1  | 0.3   |
| <b>57 Urinary Bladder Operations</b>        |      |      |      |       |      |      |      |      |      |      |      |      |      |      |       |
| Num   | 46   | 275  | 106  | 1,326 | 11   | 0    | 10   | 9    | 19   | 43   | 33   | 48   | 54   | 35   | 2,015 |
| Col %                                       | 1.1  | 3.6  | 2.7  | 2.9   | 0.4  | 0.0  | 0.7  | 0.3  | 0.5  | 0.6  | 0.9  | 0.5  | 0.8  | 1.4  | 2.0   |
| <b>58 Operations on Urethra</b>             |      |      |      |       |      |      |      |      |      |      |      |      |      |      |       |
| Num   | 7    | 22   | 8    | 122   | 0    | 0    | 0    | 0    | 2    | 12   | 4    | 17   | 3    | 7    | 204   |
| Col %                                       | 0.2  | 0.3  | 0.2  | 0.3   | 0.0  | 0.0  | 0.0  | 0.0  | 0.1  | 0.2  | 0.1  | 0.2  | 0.0  | 0.3  | 0.2   |
| <b>59 Other Urinary Tract Operations</b>    |      |      |      |       |      |      |      |      |      |      |      |      |      |      |       |
| Num   | 27   | 24   | 18   | 406   | 5    | 0    | 5    | 20   | 4    | 37   | 11   | 59   | 24   | 24   | 664   |
| Col %                                       | 0.7  | 0.3  | 0.5  | 0.9   | 0.2  | 0.0  | 0.4  | 0.6  | 0.1  | 0.5  | 0.3  | 0.6  | 0.4  | 1.0  | 0.7   |

**Table O6**  
**Outpatient Procedure Groups by Vermont Hospitals for Visits Not Originating in the Emergency Department**  
**2009 VT Hospital Data, including VT Residents and Non-Residents**  
**Number of Procedures and Column Percents**

|   | BRAT | CVMC | COPL | FAHC | GIFF | GRAC | MT.A | NCTY | NEVT | NWST | PORT | RRMC | SWVT | SPRF | Total |
|---|------|------|------|------|------|------|------|------|------|------|------|------|------|------|-------|
| <b>60 Prostate &amp; Seminal Vesicle Operations</b>           |      |      |      |      |      |      |      |      |      |      |      |      |      |      |       |
| Num   | 4    | 27   | 19   | 188  | 46   | 0    | 0    | 0    | 15   | 11   | 19   | 21   | 17   | 7    | 374   |
| Col %   | 0.1  | 0.4  | 0.5  | 0.4  | 1.9  | 0.0  | 0.0  | 0.0  | 0.4  | 0.1  | 0.5  | 0.2  | 0.2  | 0.3  | 0.4   |
| <b>61 Scrotum &amp; Tunica Vaginalis Operations</b>           |      |      |      |      |      |      |      |      |      |      |      |      |      |      |       |
| Num   | 2    | 9    | 1    | 51   | 1    | 0    | 1    | 0    | 3    | 3    | 4    | 12   | 5    | 3    | 95    |
| Col %   | 0.0  | 0.1  | 0.0  | 0.1  | 0.0  | 0.0  | 0.1  | 0.0  | 0.1  | 0.0  | 0.1  | 0.1  | 0.1  | 0.1  | 0.1   |
| <b>62 Operations on Testes</b>                                |      |      |      |      |      |      |      |      |      |      |      |      |      |      |       |
| Num   | 4    | 7    | 0    | 82   | 0    | 0    | 0    | 0    | 1    | 0    | 1    | 7    | 8    | 2    | 112   |
| Col %   | 0.1  | 0.1  | 0.0  | 0.2  | 0.0  | 0.0  | 0.0  | 0.0  | 0.0  | 0.0  | 0.0  | 0.1  | 0.1  | 0.1  | 0.1   |
| <b>63 Spermatic Cord, Epididymis, Vas Deferens Operations</b> |      |      |      |      |      |      |      |      |      |      |      |      |      |      |       |
| Num   | 4    | 24   | 22   | 72   | 5    | 0    | 2    | 6    | 2    | 3    | 15   | 10   | 15   | 3    | 183   |
| Col %   | 0.1  | 0.3  | 0.6  | 0.2  | 0.2  | 0.0  | 0.1  | 0.2  | 0.1  | 0.0  | 0.4  | 0.1  | 0.2  | 0.1  | 0.2   |
| <b>64 Operations on Penis</b>                                 |      |      |      |      |      |      |      |      |      |      |      |      |      |      |       |
| Num   | 7    | 117  | 7    | 135  | 28   | 0    | 0    | 6    | 20   | 23   | 42   | 33   | 42   | 41   | 501   |
| Col %   | 0.2  | 1.5  | 0.2  | 0.3  | 1.1  | 0.0  | 0.0  | 0.2  | 0.6  | 0.3  | 1.1  | 0.3  | 0.6  | 1.7  | 0.5   |
| <b>65 Operations on Ovary</b>                                 |      |      |      |      |      |      |      |      |      |      |      |      |      |      |       |
| Num   | 33   | 18   | 13   | 267  | 3    | 0    | 4    | 26   | 10   | 29   | 6    | 13   | 25   | 22   | 469   |
| Col %   | 0.8  | 0.2  | 0.3  | 0.6  | 0.1  | 0.0  | 0.3  | 0.8  | 0.3  | 0.4  | 0.2  | 0.1  | 0.4  | 0.9  | 0.5   |
| <b>66 Fallopian Tube Operations</b>                           |      |      |      |      |      |      |      |      |      |      |      |      |      |      |       |
| Num   | 11   | 52   | 18   | 83   | 1    | 0    | 3    | 20   | 24   | 41   | 22   | 68   | 57   | 22   | 422   |
| Col %   | 0.3  | 0.7  | 0.5  | 0.2  | 0.0  | 0.0  | 0.2  | 0.6  | 0.7  | 0.6  | 0.6  | 0.7  | 0.8  | 0.9  | 0.4   |
| <b>67 Operations on Cervix</b>                                |      |      |      |      |      |      |      |      |      |      |      |      |      |      |       |
| Num   | 10   | 13   | 44   | 68   | 1    | 0    | 3    | 4    | 10   | 35   | 2    | 56   | 32   | 18   | 296   |
| Col %   | 0.2  | 0.2  | 1.1  | 0.2  | 0.0  | 0.0  | 0.2  | 0.1  | 0.3  | 0.5  | 0.1  | 0.6  | 0.5  | 0.7  | 0.3   |
| <b>68 Other Uterine Incision, Excision</b>                    |      |      |      |      |      |      |      |      |      |      |      |      |      |      |       |
| Num   | 63   | 53   | 29   | 357  | 7    | 0    | 15   | 51   | 50   | 171  | 26   | 49   | 66   | 45   | 982   |
| Col %   | 1.6  | 0.7  | 0.7  | 0.8  | 0.3  | 0.0  | 1.1  | 1.5  | 1.4  | 2.3  | 0.7  | 0.5  | 1.0  | 1.8  | 1.0   |
| <b>69 Other Uterus &amp; Supporting Structure Operations</b>  |      |      |      |      |      |      |      |      |      |      |      |      |      |      |       |
| Num   | 40   | 146  | 31   | 522  | 6    | 0    | 4    | 29   | 32   | 90   | 35   | 95   | 121  | 40   | 1,191 |
| Col %   | 1.0  | 1.9  | 0.8  | 1.2  | 0.2  | 0.0  | 0.3  | 0.8  | 0.9  | 1.2  | 0.9  | 1.0  | 1.8  | 1.6  | 1.2   |

**Table O6**  
**Outpatient Procedure Groups by Vermont Hospitals for Visits Not Originating in the Emergency Department**  
**2009 VT Hospital Data, including VT Residents and Non-Residents**  
**Number of Procedures and Column Percents**

|  | BRAT | CVMC | COPL | FAHC | GIFF | GRAC | MT.A | NCTY | NEVT | NWST | PORT | RRMC | SWVT | SPRF | Total |
|--|------|------|------|------|------|------|------|------|------|------|------|------|------|------|-------|
| 70 Vagina & Cul-de-sac Operations            |      |      |      |      |      |      |      |      |      |      |      |      |      |      |       |
| Num  | 15   | 6    | 14   | 197  | 2    | 0    | 1    | 18   | 2    | 23   | 2    | 8    | 15   | 5    | 308   |
| Col %  | 0.4  | 0.1  | 0.4  | 0.4  | 0.1  | 0.0  | 0.1  | 0.5  | 0.1  | 0.3  | 0.1  | 0.1  | 0.2  | 0.2  | 0.3   |
| 71 Vulvar & Perineal Operations              |      |      |      |      |      |      |      |      |      |      |      |      |      |      |       |
| Num  | 5    | 5    | 3    | 93   | 1    | 0    | 3    | 7    | 1    | 14   | 1    | 15   | 17   | 2    | 167   |
| Col %  | 0.1  | 0.1  | 0.1  | 0.2  | 0.0  | 0.0  | 0.2  | 0.2  | 0.0  | 0.2  | 0.0  | 0.2  | 0.2  | 0.1  | 0.2   |
| 72 Forceps, Vacuum, Breech Delivery          |      |      |      |      |      |      |      |      |      |      |      |      |      |      |       |
| Num  | 0    | 0    | 0    | 0    | 0    | 0    | 0    | 0    | 1    | 0    | 0    | 0    | 0    | 0    | 1     |
| Col %  | 0.0  | 0.0  | 0.0  | 0.0  | 0.0  | 0.0  | 0.0  | 0.0  | 0.0  | 0.0  | 0.0  | 0.0  | 0.0  | 0.0  | 0.0   |
| 73 Assisting, Inducing Delivery, NEC         |      |      |      |      |      |      |      |      |      |      |      |      |      |      |       |
| Num  | 0    | 0    | 1    | 12   | 7    | 0    | 0    | 1    | 6    | 6    | 4    | 0    | 1    | 3    | 41    |
| Col %  | 0.0  | 0.0  | 0.0  | 0.0  | 0.3  | 0.0  | 0.0  | 0.0  | 0.2  | 0.1  | 0.1  | 0.0  | 0.0  | 0.1  | 0.0   |
| 74 C-Section, Removal of Fetus               |      |      |      |      |      |      |      |      |      |      |      |      |      |      |       |
| Num  | 0    | 0    | 0    | 0    | 0    | 0    | 0    | 0    | 0    | 0    | 0    | 2    | 0    | 0    | 2     |
| Col %  | 0.0  | 0.0  | 0.0  | 0.0  | 0.0  | 0.0  | 0.0  | 0.0  | 0.0  | 0.0  | 0.0  | 0.0  | 0.0  | 0.0  | 0.0   |
| 75 Other Obstetric Operations                |      |      |      |      |      |      |      |      |      |      |      |      |      |      |       |
| Num  | 1    | 563  | 419  | 939  | 471  | 0    | 0    | 491  | 509  | 361  | 0    | 0    | 301  | 17   | 4,072 |
| Col %  | 0.0  | 7.3  | 10.7 | 2.1  | 19.1 | 0.0  | 0.0  | 14.2 | 14.3 | 4.9  | 0.0  | 0.0  | 4.4  | 0.7  | 4.0   |
| 76 Facial Bone & Joint Operations            |      |      |      |      |      |      |      |      |      |      |      |      |      |      |       |
| Num  | 0    | 1    | 0    | 60   | 0    | 0    | 0    | 0    | 0    | 4    | 0    | 1    | 5    | 1    | 72    |
| Col %  | 0.0  | 0.0  | 0.0  | 0.1  | 0.0  | 0.0  | 0.0  | 0.0  | 0.0  | 0.1  | 0.0  | 0.0  | 0.1  | 0.0  | 0.1   |
| 77 Incision, Excision, Division of Bone, NEC |      |      |      |      |      |      |      |      |      |      |      |      |      |      |       |
| Num  | 31   | 27   | 36   | 366  | 72   | 0    | 14   | 10   | 82   | 77   | 57   | 63   | 131  | 35   | 1,001 |
| Col %  | 0.8  | 0.4  | 0.9  | 0.8  | 2.9  | 0.0  | 1.0  | 0.3  | 2.3  | 1.0  | 1.5  | 0.7  | 1.9  | 1.4  | 1.0   |
| 78 Other Bone Operations Except Face         |      |      |      |      |      |      |      |      |      |      |      |      |      |      |       |
| Num  | 34   | 46   | 23   | 274  | 7    | 0    | 9    | 17   | 27   | 32   | 35   | 56   | 51   | 16   | 627   |
| Col %  | 0.8  | 0.6  | 0.6  | 0.6  | 0.3  | 0.0  | 0.7  | 0.5  | 0.8  | 0.4  | 0.9  | 0.6  | 0.7  | 0.7  | 0.6   |
| 79 Reduction of Fracture, Dislocation        |      |      |      |      |      |      |      |      |      |      |      |      |      |      |       |
| Num  | 46   | 103  | 95   | 317  | 4    | 0    | 5    | 68   | 40   | 72   | 71   | 115  | 100  | 28   | 1,064 |
| Col %  | 1.1  | 1.3  | 2.4  | 0.7  | 0.2  | 0.0  | 0.4  | 2.0  | 1.1  | 1.0  | 1.9  | 1.2  | 1.5  | 1.1  | 1.0   |

**Table O6**  
**Outpatient Procedure Groups by Vermont Hospitals for Visits Not Originating in the Emergency Department**  
**2009 VT Hospital Data, including VT Residents and Non-Residents**  
**Number of Procedures and Column Percents**

|  | BRAT  | CVMC  | COPL  | FAHC   | GIFF  | GRAC | MT.A  | NCTY  | NEVT  | NWST  | PORT  | RRMC  | SWVT  | SPRF  | Total   |
|--|-------|-------|-------|--------|-------|------|-------|-------|-------|-------|-------|-------|-------|-------|---------|
| <b>80 Incision, Excision of Joint</b>                    |       |       |       |        |       |      |       |       |       |       |       |       |       |       |         |
| Num  | 250   | 171   | 131   | 1,222  | 64    | 0    | 51    | 70    | 90    | 149   | 120   | 369   | 221   | 87    | 2,995   |
| Col %  | 6.2   | 2.2   | 3.3   | 2.7    | 2.6   | 0.0  | 3.7   | 2.0   | 2.5   | 2.0   | 3.2   | 3.8   | 3.2   | 3.6   | 2.9     |
| <b>81 Joint Repair &amp; Plastic Operations</b>          |       |       |       |        |       |      |       |       |       |       |       |       |       |       |         |
| Num  | 118   | 158   | 447   | 2,014  | 80    | 0    | 51    | 78    | 67    | 265   | 62    | 461   | 294   | 51    | 4,146   |
| Col %  | 2.9   | 2.1   | 11.4  | 4.5    | 3.2   | 0.0  | 3.7   | 2.3   | 1.9   | 3.6   | 1.6   | 4.8   | 4.3   | 2.1   | 4.1     |
| <b>82 Hand Muscle, Tendon, Fascia Operations</b>         |       |       |       |        |       |      |       |       |       |       |       |       |       |       |         |
| Num  | 78    | 67    | 59    | 608    | 2     | 0    | 28    | 13    | 55    | 43    | 29    | 130   | 91    | 22    | 1,225   |
| Col %  | 1.9   | 0.9   | 1.5   | 1.4    | 0.1   | 0.0  | 2.0   | 0.4   | 1.5   | 0.6   | 0.8   | 1.3   | 1.3   | 0.9   | 1.2     |
| <b>83 Other Muscle, Tendon, Fascia, Bursa Operations</b> |       |       |       |        |       |      |       |       |       |       |       |       |       |       |         |
| Num  | 89    | 96    | 132   | 879    | 39    | 0    | 11    | 36    | 72    | 95    | 46    | 171   | 157   | 53    | 1,876   |
| Col %  | 2.2   | 1.2   | 3.4   | 2.0    | 1.6   | 0.0  | 0.8   | 1.0   | 2.0   | 1.3   | 1.2   | 1.8   | 2.3   | 2.2   | 1.8     |
| <b>84 Other Musculoskeletal Procedure</b>                |       |       |       |        |       |      |       |       |       |       |       |       |       |       |         |
| Num  | 12    | 4     | 10    | 54     | 12    | 0    | 2     | 11    | 10    | 8     | 6     | 13    | 5     | 1     | 148     |
| Col %  | 0.3   | 0.1   | 0.3   | 0.1    | 0.5   | 0.0  | 0.1   | 0.3   | 0.3   | 0.1   | 0.2   | 0.1   | 0.1   | 0.0   | 0.1     |
| <b>85 Operations on the Breast</b>                       |       |       |       |        |       |      |       |       |       |       |       |       |       |       |         |
| Num  | 121   | 317   | 54    | 1,242  | 2     | 0    | 13    | 51    | 19    | 99    | 55    | 192   | 336   | 42    | 2,543   |
| Col %  | 3.0   | 4.1   | 1.4   | 2.8    | 0.1   | 0.0  | 0.9   | 1.5   | 0.5   | 1.3   | 1.4   | 2.0   | 4.9   | 1.7   | 2.5     |
| <b>86 Skin &amp; Subcutaneous Tissue Operations</b>      |       |       |       |        |       |      |       |       |       |       |       |       |       |       |         |
| Num  | 69    | 242   | 181   | 4,963  | 65    | 0    | 56    | 123   | 82    | 402   | 520   | 375   | 292   | 53    | 7,423   |
| Col %  | 1.7   | 3.1   | 4.6   | 11.0   | 2.6   | 0.0  | 4.1   | 3.6   | 2.3   | 5.4   | 13.7  | 3.9   | 4.3   | 2.2   | 7.3     |
| <b>Hospital Totals</b>                                   |       |       |       |        |       |      |       |       |       |       |       |       |       |       |         |
| Num  | 4,055 | 7,702 | 3,920 | 45,034 | 2,471 | 0    | 1,380 | 3,460 | 3,551 | 7,388 | 3,804 | 9,682 | 6,834 | 2,438 | 101,719 |

Procedure groups are created using the first procedure on each record which is in the ICD-9-CM code range 00.0-86.99, grouped by the first two digits of the procedure code. Columns headers denote hospitals: key to the hospital abbreviations can be found in Appendix O4.

**Table O7**  
**Top 20 Outpatient Procedure Groups by VT and NH Hospitals for Visits Not Originating in the Emergency Department**  
**2009 VT and NH Hospital Data, including VT Residents Only**  
**Number of Procedures and Row Percents**

|  | BRAT  | CVMC  | COPL | FAHC  | GIFF | GRAC | MT.A | NCTY | NEVT | NWST  | PORT  | RRMC  | SWVT  | SPRF | DHMC  | Other<br>NH | Total  |
|--|-------|-------|------|-------|------|------|------|------|------|-------|-------|-------|-------|------|-------|-------------|--------|
| <b>45 Intestinal Incision, Excision, Anastomosis</b> |       |       |      |       |      |      |      |      |      |       |       |       |       |      |       |             |        |
| Num  | 1,146 | 2,636 | 987  | 8,638 | 498  | 0    | 306  | 998  | 873  | 2,162 | 1,124 | 2,784 | 1,848 | 859  | 3,166 | 951         | 28,976 |
| Row %  | 4.0   | 9.1   | 3.4  | 29.8  | 1.7  | 0.0  | 1.1  | 3.4  | 3.0  | 7.5   | 3.9   | 9.6   | 6.4   | 3.0  | 10.9  | 3.3         | 100.0  |
| <b>86 Skin &amp; Subcutaneous Tissue Operations</b>  |       |       |      |       |      |      |      |      |      |       |       |       |       |      |       |             |        |
| Num  | 55    | 240   | 180  | 4,309 | 64   | 0    | 45   | 122  | 78   | 400   | 464   | 352   | 207   | 41   | 276   | 98          | 6,931  |
| Row %  | 0.8   | 3.5   | 2.6  | 62.2  | 0.9  | 0.0  | 0.6  | 1.8  | 1.1  | 5.8   | 6.7   | 5.1   | 3.0   | 0.6  | 4.0   | 1.4         | 100.0  |
| <b>13 Operations on Lens of Eye</b>                  |       |       |      |       |      |      |      |      |      |       |       |       |       |      |       |             |        |
| Num  | 391   | 429   | 125  | 1,150 | 636  | 0    | 103  | 372  | 379  | 204   | 462   | 557   | 96    | 200  | 286   | 226         | 5,616  |
| Row %  | 7.0   | 7.6   | 2.2  | 20.5  | 11.3 | 0.0  | 1.8  | 6.6  | 6.7  | 3.6   | 8.2   | 9.9   | 1.7   | 3.6  | 5.1   | 4.0         | 100.0  |
| <b>03 Spinal Cord &amp; Canal Operations</b>         |       |       |      |       |      |      |      |      |      |       |       |       |       |      |       |             |        |
| Num  | 144   | 595   | 187  | 1,054 | 131  | 0    | 97   | 179  | 1    | 705   | 0     | 1,672 | 227   | 1    | 53    | 127         | 5,173  |
| Row %  | 2.8   | 11.5  | 3.6  | 20.4  | 2.5  | 0.0  | 1.9  | 3.5  | 0.0  | 13.6  | 0.0   | 32.3  | 4.4   | 0.0  | 1.0   | 2.5         | 100.0  |
| <b>81 Joint Repair &amp; Plastic Operations</b>      |       |       |      |       |      |      |      |      |      |       |       |       |       |      |       |             |        |
| Num  | 96    | 155   | 444  | 1,758 | 79   | 0    | 32   | 77   | 66   | 262   | 60    | 412   | 233   | 41   | 191   | 161         | 4,067  |
| Row %  | 2.4   | 3.8   | 10.9 | 43.2  | 1.9  | 0.0  | 0.8  | 1.9  | 1.6  | 6.4   | 1.5   | 10.1  | 5.7   | 1.0  | 4.7   | 4.0         | 100.0  |
| <b>75 Other Obstetric Operations</b>                 |       |       |      |       |      |      |      |      |      |       |       |       |       |      |       |             |        |
| Num  | 0     | 562   | 418  | 894   | 465  | 0    | 0    | 487  | 483  | 358   | 0     | 0     | 225   | 14   | 18    | 19          | 3,943  |
| Row %  | 0.0   | 14.3  | 10.6 | 22.7  | 11.8 | 0.0  | 0.0  | 12.4 | 12.2 | 9.1   | 0.0   | 0.0   | 5.7   | 0.4  | 0.5   | 0.5         | 100.0  |
| <b>04 Cranial &amp; Peripheral Nerve Operations</b>  |       |       |      |       |      |      |      |      |      |       |       |       |       |      |       |             |        |
| Num  | 85    | 139   | 277  | 2,016 | 43   | 0    | 79   | 129  | 79   | 188   | 84    | 278   | 102   | 84   | 197   | 136         | 3,916  |
| Row %  | 2.2   | 3.5   | 7.1  | 51.5  | 1.1  | 0.0  | 2.0  | 3.3  | 2.0  | 4.8   | 2.1   | 7.1   | 2.6   | 2.1  | 5.0   | 3.5         | 100.0  |
| <b>38 Vessel Incision, Excision, Occlusion</b>       |       |       |      |       |      |      |      |      |      |       |       |       |       |      |       |             |        |
| Num  | 3     | 118   | 50   | 1,444 | 11   | 0    | 40   | 48   | 225  | 1,064 | 7     | 169   | 38    | 68   | 103   | 10          | 3,398  |
| Row %  | 0.1   | 3.5   | 1.5  | 42.5  | 0.3  | 0.0  | 1.2  | 1.4  | 6.6  | 31.3  | 0.2   | 5.0   | 1.1   | 2.0  | 3.0   | 0.3         | 100.0  |
| <b>80 Incision, Excision of Joint</b>                |       |       |      |       |      |      |      |      |      |       |       |       |       |      |       |             |        |
| Num  | 202   | 170   | 127  | 1,109 | 64   | 0    | 37   | 69   | 85   | 149   | 111   | 341   | 176   | 66   | 336   | 220         | 3,262  |
| Row %  | 6.2   | 5.2   | 3.9  | 34.0  | 2.0  | 0.0  | 1.1  | 2.1  | 2.6  | 4.6   | 3.4   | 10.5  | 5.4   | 2.0  | 10.3  | 6.7         | 100.0  |
| <b>85 Operations on the Breast</b>                   |       |       |      |       |      |      |      |      |      |       |       |       |       |      |       |             |        |
| Num  | 102   | 317   | 54   | 1,104 | 2    | 0    | 4    | 51   | 18   | 98    | 42    | 173   | 260   | 36   | 272   | 25          | 2,558  |
| Row %  | 4.0   | 12.4  | 2.1  | 43.2  | 0.1  | 0.0  | 0.2  | 2.0  | 0.7  | 3.8   | 1.6   | 6.8   | 10.2  | 1.4  | 10.6  | 1.0         | 100.0  |

**Table O7**  
**Top 20 Outpatient Procedure Groups by VT and NH Hospitals for Visits Not Originating in the Emergency Department**  
**2009 VT and NH Hospital Data, including VT Residents Only**  
**Number of Procedures and Row Percents**

|  | BRAT | CVMC | COPL | FAHC  | GIFF | GRAC | MT.A | NCTY | NEVT | NWST | PORT | RRMC | SWVT | SPRF | DHMC | Other<br>NH | Total |
|--|------|------|------|-------|------|------|------|------|------|------|------|------|------|------|------|-------------|-------|
| <b>53 Repair of Hernia</b>                                   |      |      |      |       |      |      |      |      |      |      |      |      |      |      |      |             |       |
| Num  | 81   | 195  | 66   | 582   | 30   | 0    | 27   | 83   | 83   | 160  | 88   | 243  | 76   | 64   | 146  | 78          | 2,002 |
| Row %  | 4.0  | 9.7  | 3.3  | 29.1  | 1.5  | 0.0  | 1.3  | 4.1  | 4.1  | 8.0  | 4.4  | 12.1 | 3.8  | 3.2  | 7.3  | 3.9         | 100.0 |
| <b>57 Urinary Bladder Operations</b>                         |      |      |      |       |      |      |      |      |      |      |      |      |      |      |      |             |       |
| Num  | 43   | 275  | 105  | 1,165 | 11   | 0    | 6    | 9    | 18   | 41   | 29   | 46   | 48   | 31   | 95   | 58          | 1,980 |
| Row %  | 2.2  | 13.9 | 5.3  | 58.8  | 0.6  | 0.0  | 0.3  | 0.5  | 0.9  | 2.1  | 1.5  | 2.3  | 2.4  | 1.6  | 4.8  | 2.9         | 100.0 |
| <b>83 Other Muscle, Tendon, Fascia, Bursa Operations</b>     |      |      |      |       |      |      |      |      |      |      |      |      |      |      |      |             |       |
| Num  | 78   | 95   | 131  | 759   | 38   | 0    | 9    | 34   | 67   | 93   | 41   | 160  | 124  | 45   | 166  | 87          | 1,927 |
| Row %  | 4.0  | 4.9  | 6.8  | 39.4  | 2.0  | 0.0  | 0.5  | 1.8  | 3.5  | 4.8  | 2.1  | 8.3  | 6.4  | 2.3  | 8.6  | 4.5         | 100.0 |
| <b>14 Posterior Eye Segment Operations</b>                   |      |      |      |       |      |      |      |      |      |      |      |      |      |      |      |             |       |
| Num  | 4    | 3    | 0    | 1,692 | 2    | 0    | 0    | 0    | 0    | 1    | 1    | 7    | 1    | 4    | 74   | 14          | 1,803 |
| Row %  | 0.2  | 0.2  | 0.0  | 93.8  | 0.1  | 0.0  | 0.0  | 0.0  | 0.0  | 0.1  | 0.1  | 0.4  | 0.1  | 0.2  | 4.1  | 0.8         | 100.0 |
| <b>51 Biliary Tract Operations</b>                           |      |      |      |       |      |      |      |      |      |      |      |      |      |      |      |             |       |
| Num  | 56   | 147  | 48   | 382   | 5    | 0    | 21   | 67   | 33   | 213  | 39   | 138  | 100  | 26   | 207  | 71          | 1,553 |
| Row %  | 3.6  | 9.5  | 3.1  | 24.6  | 0.3  | 0.0  | 1.4  | 4.3  | 2.1  | 13.7 | 2.5  | 8.9  | 6.4  | 1.7  | 13.3 | 4.6         | 100.0 |
| <b>37 Other Heart &amp; Pericardium Operations</b>           |      |      |      |       |      |      |      |      |      |      |      |      |      |      |      |             |       |
| Num  | 0    | 19   | 0    | 876   | 0    | 0    | 0    | 0    | 7    | 0    | 0    | 103  | 19   | 1    | 504  | 15          | 1,544 |
| Row %  | 0.0  | 1.2  | 0.0  | 56.7  | 0.0  | 0.0  | 0.0  | 0.0  | 0.5  | 0.0  | 0.0  | 6.7  | 1.2  | 0.1  | 32.6 | 1.0         | 100.0 |
| <b>48 Other Rectal &amp; Perirectal Operations</b>           |      |      |      |       |      |      |      |      |      |      |      |      |      |      |      |             |       |
| Num  | 102  | 180  | 7    | 451   | 2    | 0    | 8    | 44   | 47   | 131  | 91   | 110  | 144  | 30   | 112  | 40          | 1,499 |
| Row %  | 6.8  | 12.0 | 0.5  | 30.1  | 0.1  | 0.0  | 0.5  | 2.9  | 3.1  | 8.7  | 6.1  | 7.3  | 9.6  | 2.0  | 7.5  | 2.7         | 100.0 |
| <b>20 Other Middle &amp; Inner Ear Operations</b>            |      |      |      |       |      |      |      |      |      |      |      |      |      |      |      |             |       |
| Num  | 50   | 84   | 4    | 562   | 0    | 0    | 0    | 29   | 18   | 54   | 123  | 88   | 59   | 30   | 165  | 17          | 1,283 |
| Row %  | 3.9  | 6.5  | 0.3  | 43.8  | 0.0  | 0.0  | 0.0  | 2.3  | 1.4  | 4.2  | 9.6  | 6.9  | 4.6  | 2.3  | 12.9 | 1.3         | 100.0 |
| <b>82 Hand Muscle, Tendon, Fascia Operations</b>             |      |      |      |       |      |      |      |      |      |      |      |      |      |      |      |             |       |
| Num  | 69   | 67   | 59   | 537   | 2    | 0    | 18   | 12   | 50   | 43   | 27   | 125  | 69   | 16   | 87   | 43          | 1,224 |
| Row %  | 5.6  | 5.5  | 4.8  | 43.9  | 0.2  | 0.0  | 1.5  | 1.0  | 4.1  | 3.5  | 2.2  | 10.2 | 5.6  | 1.3  | 7.1  | 3.5         | 100.0 |
| <b>69 Other Uterus &amp; Supporting Structure Operations</b> |      |      |      |       |      |      |      |      |      |      |      |      |      |      |      |             |       |
| Num  | 36   | 145  | 31   | 478   | 6    | 0    | 4    | 27   | 31   | 90   | 30   | 91   | 97   | 33   | 36   | 37          | 1,172 |
| Row %  | 3.1  | 12.4 | 2.6  | 40.8  | 0.5  | 0.0  | 0.3  | 2.3  | 2.6  | 7.7  | 2.6  | 7.8  | 8.3  | 2.8  | 3.1  | 3.2         | 100.0 |



**Table O7**  
**Top 20 Outpatient Procedure Groups by VT and NH Hospitals for Visits Not Originating in the Emergency Department**  
**2009 VT and NH Hospital Data, including VT Residents Only**  
**Number of Procedures and Row Percents**

|                             | BRAT  | CVMC  | COPL  | FAHC   | GIFF  | GRAC | MT.A | NCTY  | NEVT  | NWST  | PORT  | RRMC  | SWVT  | SPRF  | DHMC  | Other<br>NH | Total   |
|-----------------------------|-------|-------|-------|--------|-------|------|------|-------|-------|-------|-------|-------|-------|-------|-------|-------------|---------|
| <b>All Other Procedures</b> |       |       |       |        |       |      |      |       |       |       |       |       |       |       |       |             |         |
| Num                         | 717   | 1,108 | 598   | 8,435  | 303   | 0    | 107  | 587   | 478   | 914   | 672   | 1,232 | 1,099 | 404   | 2,825 | 678         | 20,157  |
| Row %                       | 3.6   | 5.5   | 3.0   | 41.8   | 1.5   | 0.0  | 0.5  | 2.9   | 2.4   | 4.5   | 3.3   | 6.1   | 5.5   | 2.0   | 14.0  | 3.4         | 100.0   |
| <b>Hospital Totals</b>      |       |       |       |        |       |      |      |       |       |       |       |       |       |       |       |             |         |
| Num                         | 3,460 | 7,679 | 3,898 | 39,395 | 2,392 | 0    | 943  | 3,424 | 3,119 | 7,330 | 3,495 | 9,081 | 5,248 | 2,094 | 9,315 | 3,111       | 103,984 |
| Row %                       | 3.3   | 7.4   | 3.7   | 37.9   | 2.3   | 0.0  | 0.9  | 3.3   | 3.0   | 7.0   | 3.4   | 8.7   | 5.0   | 2.0   | 9.0   | 3.0         | 100.0   |

Top 20 procedure groups are based on the combined Vermont and New Hampshire outpatient procedure totals.

Procedure groups are created using the first procedure on each record which is in the ICD-9-CM code range 00.0-86.99, grouped by the first two digits of the procedure code.

New Hampshire data are provided by the New Hampshire Department of Health and Human Services.

Columns headers denote hospitals: key to the hospital abbreviations can be found in Appendix O4.

**Table O8**  
**Primary Cost Centers by Vermont Hospitals**  
**2009 Expanded Outpatient Services in VT Hospitals, including VT Residents and Non-Residents**

| Primary Cost Center                   | BRAT   | CVMC   | COPL   | FAHC    | GIFF   | GRAC  | MT.A   | NCTY   | NEVT   | NWST   | PORT   | RRMC   | SWVT   | SPRF   | Total   |
|---------------------------------------|--------|--------|--------|---------|--------|-------|--------|--------|--------|--------|--------|--------|--------|--------|---------|
| 3390 Laboratory - Clinical            | 40,456 | 81,561 | 23,358 | 240,938 | 28,458 | 9,491 | 18,403 | 34,529 | 39,409 | 44,824 | 40,753 | 80,272 | 53,169 | 34,313 | 769,934 |
| 4100 Radiology - Diagnostic           | 9,784  | 9,391  | 5,677  | 50,334  | 7,683  | 1,860 | 3,749  | 5,375  | 6,449  | 10,767 | 5,166  | 9,748  | 7,205  | 7,600  | 140,788 |
| 3440 Mammography                      | 5,900  | 10,651 | 2,801  | 26,861  | 3,032  | 0     | 1,497  | 3,333  | 4,016  | 3,581  | 4,056  | 9,485  | 7,310  | 3,348  | 85,871  |
| Diagnostic                            | 969    | 1,992  | 633    | 3,077   | 716    | 0     | 252    | 555    | 963    | 994    | 491    | 1,613  | 1,707  | 322    | 14,284  |
| Screening                             | 4,935  | 8,681  | 2,169  | 23,918  | 2,317  | 0     | 1,246  | 2,781  | 3,058  | 2,601  | 3,565  | 7,908  | 5,606  | 3,027  | 71,812  |
| 3240 Cytology                         | 2,131  | 0      | 0      | 28,131  | 2,576  | 0     | 141    | 1,345  | 0      | 2,231  | 98     | 5,923  | 5,318  | 0      | 47,894  |
| 3630 Ultra Sound                      | 2,287  | 4,449  | 1,742  | 11,814  | 1,981  | 0     | 616    | 1,489  | 1,165  | 3,191  | 1,406  | 4,884  | 5,686  | 1,918  | 42,628  |
| 3420 Laboratory - Pathological        | 1,660  | 1,753  | 512    | 19,969  | 914    | 150   | 1,083  | 1,681  | 4,656  | 960    | 5,250  | 1,809  | 1,265  | 920    | 42,582  |
| 5000 Physical Therapy                 | 3,136  | 3,475  | 2,148  | 10,426  | 2,251  | 369   | 633    | 3,049  | 5,141  | 2,260  | 67     | 2,207  | 1      | 1,175  | 36,338  |
| 3430 Magnetic Resonance Imaging (MRI) | 1,767  | 2,819  | 984    | 10,439  | 1,155  | 0     | 467    | 1,285  | 849    | 2,123  | 1,147  | 4,297  | 3,104  | 1,074  | 31,510  |
| 3230 CAT Scan                         | 1,494  | 2,948  | 894    | 11,373  | 813    | 331   | 484    | 1,406  | 662    | 2,213  | 1,204  | 3,201  | 2,976  | 977    | 30,976  |
| 3280 EKG and EEG                      | 1,199  | 1,182  | 561    | 7,777   | 1,043  | 761   | 282    | 1,415  | 485    | 423    | 208    | 1,903  | 1,308  | 260    | 18,807  |
| EKG                                   | 1,147  | 1,070  | 285    | 5,540   | 971    | 761   | 282    | 886    | 406    | 423    | 208    | 1,047  | 989    | 260    | 14,275  |
| EEG                                   | 52     | 112    | 280    | 2,240   | 72     | 0     | 0      | 529    | 79     | 0      | 0      | 860    | 320    | 0      | 4,544   |
| 3140 Cardiology                       | 1,101  | 261    | 50     | 8,137   | 371    | 0     | 184    | 1,012  | 1,016  | 412    | 232    | 918    | 84     | 468    | 14,246  |
| 3190 Chemotherapy                     | 523    | 0      | 199    | 6,642   | 41     | 0     | 388    | 527    | 0      | 0      | 0      | 891    | 925    | 213    | 10,349  |
| 3560 Pulmonary Function Testing       | 427    | 1,229  | 79     | 4,417   | 230    | 23    | 127    | 1,253  | 456    | 344    | 309    | 893    | 336    | 217    | 10,340  |
| 3450 Nuclear Medicine - Diagnostic    | 655    | 512    | 241    | 4,155   | 363    | 0     | 0      | 256    | 406    | 618    | 363    | 991    | 1,133  | 407    | 10,100  |
| Pet Scan                              | 0      | 111    | 0      | 406     | 0      | 0     | 0      | 0      | 0      | 0      | 0      | 376    | 343    | 0      | 1,236   |
| All other                             | 655    | 512    | 241    | 4,155   | 363    | 0     | 0      | 256    | 406    | 618    | 363    | 952    | 790    | 407    | 9,718   |
| 3650 Vascular Lab                     | 577    | 904    | 263    | 3,997   | 235    | 0     | 70     | 464    | 241    | 597    | 258    | 1,226  | 391    | 353    | 9,576   |
| 4800 Intravenous Therapy              | 704    | 1,789  | 347    | 140     | 168    | 151   | 0      | 1,634  | 187    | 472    | 54     | 1,216  | 2,156  | 342    | 9,360   |

**Table O8**  
**Primary Cost Centers by Vermont Hospitals**  
**2009 Expanded Outpatient Services in VT Hospitals, including VT Residents and Non-Residents**

| Primary Cost Center        | BRAT  | CVMC | COPL | FAHC  | GIFF | GRAC | MT.A | NCTY | NEVT | NWST | PORT | RRMC  | SWVT | SPRF | Total |
|----------------------------|-------|------|------|-------|------|------|------|------|------|------|------|-------|------|------|-------|
| 3480 Oncology              | 1,909 | 0    | 0    | 8     | 42   | 0    | 0    | 885  | 0    | 0    | 0    | 5,358 | 1    | 0    | 8,203 |
| 5100 Occupational Therapy  | 838   | 554  | 132  | 3,675 | 470  | 58   | 317  | 571  | 1    | 326  | 0    | 331   | 0    | 150  | 7,423 |
| 3620 Stress Test           | 609   | 117  | 289  | 2,650 | 308  | 0    | 1    | 385  | 0    | 627  | 238  | 152   | 597  | 265  | 6,238 |
| 5700 Renal Dialysis        | 0     | 0    | 0    | 3,511 | 0    | 0    | 0    | 0    | 0    | 0    | 0    | 0     | 3    | 0    | 3,514 |
| 3370 Holter Monitor        | 299   | 90   | 0    | 1,842 | 62   | 39   | 47   | 264  | 205  | 172  | 48   | 246   | 0    | 92   | 3,406 |
| 4200 Radiology-Therapeutic | 0     | 69   | 0    | 1,913 | 0    | 0    | 0    | 0    | 0    | 0    | 0    | 584   | 0    | 0    | 2,566 |
| 3260 Echocardiography      | 0     | 376  | 4    | 287   | 0    | 0    | 0    | 0    | 0    | 0    | 0    | 0     | 316  | 0    | 983   |

Only the new Expanded Outpatient Records are included in this table: other outpatient records having any procedure in the ICD-9-CM procedure range 00-86.99 or records having associated Emergency Room or Observation Bed revenue records are excluded.

Records having multiple revenue codes within a Primary Cost Center are aggregated up to the visit level and counted just once in that cost center per visit.

The Primary Cost Centers reported here are just a partial list of all possible cost centers. See Appendix O3 for all cost centers and associated revenue codes.

Records may have more than one Primary Cost Center and could represent more than one unit of service.

Diagnostic Mammography = revenue code 401 and Screening Mammography = revenue code 403

EKG/ECG = revenue code 730,732 or 739 and EEG = revenue code 740 or 749

Pet Scan = revenue code 404

Columns headers denote hospitals: key to the hospital abbreviations can be found in Appendix O4.

**Table O9**  
**Primary Cost Centers by Payer**  
**2009 Expanded Outpatient Services in VT Hospitals, including VT Residents and Non-Residents**

| Primary Cost Center                   |       | Medicare | Medicaid | Other Gov. | Workers Comp. | Private Ins. | Other  | Unknown | Total   |
|---------------------------------------|-------|----------|----------|------------|---------------|--------------|--------|---------|---------|
| 3390 Laboratory - Clinical            | Num   | 289,984  | 104,119  | 6,301      | 1,113         | 334,370      | 31,527 | 2,520   | 769,934 |
|                                       | Row % | 37.7     | 13.5     | 0.8        | 0.1           | 43.4         | 4.1    | 0.3     | 100.0   |
| 4100 Radiology - Diagnostic           | Num   | 41,842   | 21,273   | 1,513      | 3,619         | 67,118       | 5,132  | 291     | 140,788 |
|                                       | Row % | 29.7     | 15.1     | 1.1        | 2.6           | 47.7         | 3.6    | 0.2     | 100.0   |
| 3440 Mammography                      | Num   | 23,841   | 5,649    | 1,047      | 3             | 54,065       | 1,151  | 115     | 85,871  |
|                                       | Row % | 27.8     | 6.6      | 1.2        | 0.0           | 63.0         | 1.3    | 0.1     | 100.0   |
| Diagnostic                            | Num   | 3,673    | 1,762    | 163        | 1             | 8,408        | 266    | 11      | 14,284  |
|                                       | Row % | 25.7     | 12.3     | 1.1        | 0.0           | 58.9         | 1.9    | 0.1     | 100.0   |
| Screening                             | Num   | 20,230   | 3,899    | 887        | 2             | 45,804       | 886    | 104     | 71,812  |
|                                       | Row % | 28.2     | 5.4      | 1.2        | 0.0           | 63.8         | 1.2    | 0.1     | 100.0   |
| 3240 Cytology                         | Num   | 3,635    | 6,264    | 782        | 1             | 35,760       | 1,409  | 43      | 47,894  |
|                                       | Row % | 7.6      | 13.1     | 1.6        | 0.0           | 74.7         | 2.9    | 0.1     | 100.0   |
| 3630 Ultra Sound                      | Num   | 9,346    | 9,082    | 444        | 33            | 22,411       | 1,254  | 58      | 42,628  |
|                                       | Row % | 21.9     | 21.3     | 1.0        | 0.1           | 52.6         | 2.9    | 0.1     | 100.0   |
| 3420 Laboratory - Pathological        | Num   | 7,827    | 6,465    | 504        | 8             | 25,571       | 2,091  | 116     | 42,582  |
|                                       | Row % | 18.4     | 15.2     | 1.2        | 0.0           | 60.1         | 4.9    | 0.3     | 100.0   |
| 5000 Physical Therapy                 | Num   | 11,705   | 5,975    | 419        | 2,286         | 14,396       | 1,547  | 10      | 36,338  |
|                                       | Row % | 32.2     | 16.4     | 1.2        | 6.3           | 39.6         | 4.3    | 0.0     | 100.0   |
| 3430 Magnetic Resonance Imaging (MRI) | Num   | 7,250    | 5,319    | 360        | 1,516         | 16,389       | 649    | 27      | 31,510  |
|                                       | Row % | 23.0     | 16.9     | 1.1        | 4.8           | 52.0         | 2.1    | 0.1     | 100.0   |
| 3230 CAT Scan                         | Num   | 12,228   | 4,103    | 297        | 274           | 13,380       | 650    | 44      | 30,976  |
|                                       | Row % | 39.5     | 13.2     | 1.0        | 0.9           | 43.2         | 2.1    | 0.1     | 100.0   |
| 3280 EKG and EEG                      | Num   | 6,606    | 3,086    | 192        | 125           | 8,353        | 418    | 27      | 18,807  |
|                                       | Row % | 35.1     | 16.4     | 1.0        | 0.7           | 44.4         | 2.2    | 0.1     | 100.0   |
| EKG                                   | Num   | 5,632    | 2,076    | 136        | 117           | 5,956        | 332    | 26      | 14,275  |
|                                       | Row % | 39.5     | 14.5     | 1.0        | 0.8           | 41.7         | 2.3    | 0.2     | 100.0   |
| EEG                                   | Num   | 976      | 1,014    | 56         | 8             | 2,401        | 88     | 1       | 4,544   |
|                                       | Row % | 21.5     | 22.3     | 1.2        | 0.2           | 52.8         | 1.9    | 0.0     | 100.0   |

**Table O9**  
**Primary Cost Centers by Payer**  
**2009 Expanded Outpatient Services in VT Hospitals, including VT Residents and Non-Residents**

| Primary Cost Center                |       | Medicare | Medicaid | Other Gov. | Workers<br>Comp. | Private Ins. | Other | Unknown | Total  |
|------------------------------------|-------|----------|----------|------------|------------------|--------------|-------|---------|--------|
| 3140 Cardiology                    | Num   | 6,772    | 1,569    | 143        | 4                | 5,124        | 610   | 24      | 14,246 |
|                                    | Row % | 47.5     | 11.0     | 1.0        | 0.0              | 36.0         | 4.3   | 0.2     | 100.0  |
| 3190 Chemotherapy                  | Num   | 4,413    | 940      | 83         | 5                | 4,745        | 143   | 20      | 10,349 |
|                                    | Row % | 42.6     | 9.1      | 0.8        | 0.0              | 45.8         | 1.4   | 0.2     | 100.0  |
| 3560 Pulmonary Function Testing    | Num   | 4,875    | 1,283    | 101        | 14               | 3,782        | 268   | 17      | 10,340 |
|                                    | Row % | 47.1     | 12.4     | 1.0        | 0.1              | 36.6         | 2.6   | 0.2     | 100.0  |
| 3450 Nuclear Medicine - Diagnostic | Num   | 4,115    | 1,130    | 114        | 92               | 4,454        | 192   | 3       | 10,100 |
|                                    | Row % | 40.7     | 11.2     | 1.1        | 0.9              | 44.1         | 1.9   | 0.0     | 100.0  |
| Pet Scan                           | Num   | 669      | 106      | 16         | 0                | 429          | 16    | 0       | 1,236  |
|                                    | Row % | 54.1     | 8.6      | 1.3        | 0.0              | 34.7         | 1.3   | 0.0     | 100.0  |
| All other                          | Num   | 3,894    | 1,082    | 114        | 92               | 4,343        | 190   | 3       | 9,718  |
|                                    | Row % | 40.1     | 11.1     | 1.2        | 0.9              | 44.7         | 2.0   | 0.0     | 100.0  |
| 3650 Vascular Lab                  | Num   | 5,859    | 686      | 51         | 52               | 2,612        | 260   | 56      | 9,576  |
|                                    | Row % | 61.2     | 7.2      | 0.5        | 0.5              | 27.3         | 2.7   | 0.6     | 100.0  |
| 4800 Intravenous Therapy           | Num   | 5,758    | 840      | 30         | 21               | 2,608        | 100   | 3       | 9,360  |
|                                    | Row % | 61.5     | 9.0      | 0.3        | 0.2              | 27.9         | 1.1   | 0.0     | 100.0  |
| 3480 Oncology                      | Num   | 4,571    | 722      | 25         | 1                | 2,806        | 76    | 2       | 8,203  |
|                                    | Row % | 55.7     | 8.8      | 0.3        | 0.0              | 34.2         | 0.9   | 0.0     | 100.0  |
| 5100 Occupational Therapy          | Num   | 1,935    | 1,119    | 61         | 980              | 2,968        | 354   | 6       | 7,423  |
|                                    | Row % | 26.1     | 15.1     | 0.8        | 13.2             | 40.0         | 4.8   | 0.1     | 100.0  |
| 3620 Stress Test                   | Num   | 2,405    | 556      | 62         | 6                | 3,067        | 140   | 2       | 6,238  |
|                                    | Row % | 38.6     | 8.9      | 1.0        | 0.1              | 49.2         | 2.2   | 0.0     | 100.0  |
| 5700 Renal Dialysis                | Num   | 678      | 29       | 9          | 0                | 102          | 1,807 | 889     | 3,514  |
|                                    | Row % | 19.3     | 0.8      | 0.3        | 0.0              | 2.9          | 51.4  | 25.3    | 100.0  |
| 3370 Holter Monitor                | Num   | 1,245    | 423      | 38         | 4                | 1,609        | 81    | 6       | 3,406  |
|                                    | Row % | 36.6     | 12.4     | 1.1        | 0.1              | 47.2         | 2.4   | 0.2     | 100.0  |

**Table O9**  
**Primary Cost Centers by Payer**  
**2009 Expanded Outpatient Services in VT Hospitals, including VT Residents and Non-Residents**

| Primary Cost Center        |       | Medicare | Medicaid | Other Gov. | Workers<br>Comp. | Private Ins. | Other | Unknown | Total |
|----------------------------|-------|----------|----------|------------|------------------|--------------|-------|---------|-------|
| 4200 Radiology-Therapeutic | Num   | 1,187    | 204      | 49         | 1                | 1,101        | 23    | 1       | 2,566 |
|                            | Row % | 46.3     | 8.0      | 1.9        | 0.0              | 42.9         | 0.9   | 0.0     | 100.0 |
| 3260 Echocardiography      | Num   | 526      | 83       | 6          | 0                | 363          | 5     | 0       | 983   |
|                            | Row % | 53.5     | 8.4      | 0.6        | 0.0              | 36.9         | 0.5   | 0.0     | 100.0 |

Only the new Expanded Outpatient Records are included in this table: other outpatient records having any procedure in the ICD-9-CM procedure range 00-86.99 or records having associated Emergency Room or Observation Bed revenue records are excluded.

Records having multiple revenue codes within a Primary Cost Center are aggregated up to the visit level and counted just once in that cost center per visit.

The Primary Cost Centers reported here are just a partial list of all possible cost centers. See Appendix O3 for all cost centers and associated revenue codes.

Records may have more than one Primary Cost Center and could represent more than one unit of service.

Diagnostic Mammography = revenue code 401 and Screening Mammography = revenue code 403

EKG/ECG = revenue code 730,732 or 739 and EEG = revenue code 740 or 749

Pet Scan = revenue code 404

**Table O10**  
**Primary Cost Centers by Age and Sex**  
**2009 Expanded Outpatient Services in VT Hospitals, including VT Residents and Non-Residents**

| Primary Cost Center                   |       | Age Under 15 |        | Age 15 to 44 |         | Age 45 to 64 |         | Age 65 and Over |         | Total   |
|---------------------------------------|-------|--------------|--------|--------------|---------|--------------|---------|-----------------|---------|---------|
|                                       |       | Male         | Female | Male         | Female  | Male         | Female  | Male            | Female  |         |
| 3390 Laboratory - Clinical *          | Num   | 14,502       | 16,930 | 51,229       | 145,937 | 116,104      | 144,269 | 124,046         | 156,909 | 769,926 |
|                                       | Row % | 1.9          | 2.2    | 6.7          | 19.0    | 15.1         | 18.7    | 16.1            | 20.4    | 100.0   |
| 4100 Radiology - Diagnostic *         | Num   | 6,484        | 6,077  | 17,614       | 19,275  | 20,841       | 31,563  | 14,136          | 24,795  | 140,785 |
|                                       | Row % | 4.6          | 4.3    | 12.5         | 13.7    | 14.8         | 22.4    | 10.0            | 17.6    | 100.0   |
| 3440 Mammography                      | Num   | 2            | 0      | 23           | 11,872  | 76           | 50,513  | 58              | 23,327  | 85,871  |
|                                       | Row % | 0.0          | 0.0    | 0.0          | 13.8    | 0.1          | 58.8    | 0.1             | 27.2    | 100.0   |
| Diagnostic                            | Num   | 0            | 0      | 21           | 2,746   | 72           | 7,863   | 56              | 3,526   | 14,284  |
|                                       | Row % | 0.0          | 0.0    | 0.1          | 19.2    | 0.5          | 55.0    | 0.4             | 24.7    | 100.0   |
| Screening                             | Num   | 2            | 0      | 2            | 9,156   | 4            | 42,786  | 2               | 19,860  | 71,812  |
|                                       | Row % | 0.0          | 0.0    | 0.0          | 12.7    | 0.0          | 59.6    | 0.0             | 27.7    | 100.0   |
| 3240 Cytology                         | Num   | 0            | 18     | 9            | 26,565  | 13           | 18,217  | 9               | 3,063   | 47,894  |
|                                       | Row % | 0.0          | 0.0    | 0.0          | 55.5    | 0.0          | 38.0    | 0.0             | 6.4     | 100.0   |
| 3630 Ultra Sound                      | Num   | 911          | 1,182  | 1,795        | 16,500  | 2,820        | 11,253  | 2,830           | 5,337   | 42,628  |
|                                       | Row % | 2.1          | 2.8    | 4.2          | 38.7    | 6.6          | 26.4    | 6.6             | 12.5    | 100.0   |
| 3420 Laboratory - Pathological        | Num   | 341          | 297    | 2,814        | 14,298  | 4,688        | 12,356  | 3,251           | 4,537   | 42,582  |
|                                       | Row % | 0.8          | 0.7    | 6.6          | 33.6    | 11.0         | 29.0    | 7.6             | 10.7    | 100.0   |
| 5000 Physical Therapy                 | Num   | 437          | 657    | 4,068        | 6,003   | 5,576        | 9,252   | 3,705           | 6,640   | 36,338  |
|                                       | Row % | 1.2          | 1.8    | 11.2         | 16.5    | 15.3         | 25.5    | 10.2            | 18.3    | 100.0   |
| 3430 Magnetic Resonance Imaging (MRI) | Num   | 378          | 504    | 4,680        | 6,073   | 5,957        | 7,771   | 2,610           | 3,537   | 31,510  |
|                                       | Row % | 1.2          | 1.6    | 14.9         | 19.3    | 18.9         | 24.7    | 8.3             | 11.2    | 100.0   |
| 3230 CAT Scan *                       | Num   | 305          | 278    | 2,651        | 3,914   | 5,577        | 6,880   | 5,330           | 6,040   | 30,975  |
|                                       | Row % | 1.0          | 0.9    | 8.6          | 12.6    | 18.0         | 22.2    | 17.2            | 19.5    | 100.0   |

**Table O10**  
**Primary Cost Centers by Age and Sex**  
**2009 Expanded Outpatient Services in VT Hospitals, including VT Residents and Non-Residents**

| Primary Cost Center                |       | Age Under 15 |        | Age 15 to 44 |        | Age 45 to 64 |        | Age 65 and Over |        | Total  |
|------------------------------------|-------|--------------|--------|--------------|--------|--------------|--------|-----------------|--------|--------|
|                                    |       | Male         | Female | Male         | Female | Male         | Female | Male            | Female |        |
| 3280 EKG and EEG *                 | Num   | 1,238        | 1,045  | 1,668        | 1,962  | 3,650        | 3,266  | 2,858           | 3,119  | 18,806 |
|                                    | Row % | 6.6          | 5.6    | 8.9          | 10.4   | 19.4         | 17.4   | 15.2            | 16.6   | 100.0  |
| EKG                                | Num   | 982          | 858    | 959          | 1,138  | 2,662        | 2,389  | 2,459           | 2,828  | 14,275 |
|                                    | Row % | 6.9          | 6.0    | 6.7          | 8.0    | 18.6         | 16.7   | 17.2            | 19.8   | 100.0  |
| EEG *                              | Num   | 258          | 187    | 710          | 830    | 990          | 877    | 399             | 292    | 4,543  |
|                                    | Row % | 5.7          | 4.1    | 15.6         | 18.3   | 21.8         | 19.3   | 8.8             | 6.4    | 100.0  |
| 3140 Cardiology                    | Num   | 620          | 468    | 844          | 952    | 2,536        | 1,803  | 3,904           | 3,119  | 14,246 |
|                                    | Row % | 4.4          | 3.3    | 5.9          | 6.7    | 17.8         | 12.7   | 27.4            | 21.9   | 100.0  |
| 3190 Chemotherapy                  | Num   | 6            | 9      | 430          | 981    | 1,962        | 2,795  | 2,139           | 2,027  | 10,349 |
|                                    | Row % | 0.1          | 0.1    | 4.2          | 9.5    | 19.0         | 27.0   | 20.7            | 19.6   | 100.0  |
| 3560 Pulmonary Function Testing *  | Num   | 362          | 288    | 698          | 1,027  | 1,603        | 2,062  | 1,970           | 2,329  | 10,339 |
|                                    | Row % | 3.5          | 2.8    | 6.8          | 9.9    | 15.5         | 19.9   | 19.1            | 22.5   | 100.0  |
| 3450 Nuclear Medicine - Diagnostic | Num   | 113          | 92     | 579          | 1,063  | 1,923        | 2,452  | 1,920           | 1,958  | 10,100 |
|                                    | Row % | 1.1          | 0.9    | 5.7          | 10.5   | 19.0         | 24.3   | 19.0            | 19.4   | 100.0  |
| Pet Scan                           | Num   | 5            | 0      | 42           | 38     | 254          | 249    | 339             | 309    | 1,236  |
|                                    | Row % | 0.4          | 0.0    | 3.4          | 3.1    | 20.6         | 20.1   | 27.4            | 25.0   | 100.0  |
| All other                          | Num   | 113          | 92     | 570          | 1,055  | 1,852        | 2,375  | 1,813           | 1,848  | 9,718  |
|                                    | Row % | 1.2          | 0.9    | 5.9          | 10.9   | 19.1         | 24.4   | 18.7            | 19.0   | 100.0  |
| 3650 Vascular Lab                  | Num   | 69           | 14     | 510          | 675    | 1,353        | 1,456  | 2,683           | 2,816  | 9,576  |
|                                    | Row % | 0.7          | 0.1    | 5.3          | 7.0    | 14.1         | 15.2   | 28.0            | 29.4   | 100.0  |
| 4800 Intravenous Therapy           | Num   | 26           | 41     | 332          | 794    | 1,445        | 1,706  | 2,427           | 2,589  | 9,360  |
|                                    | Row % | 0.3          | 0.4    | 3.5          | 8.5    | 15.4         | 18.2   | 25.9            | 27.7   | 100.0  |



**Table O10**  
**Primary Cost Centers by Age and Sex**  
**2009 Expanded Outpatient Services in VT Hospitals, including VT Residents and Non-Residents**

| Primary Cost Center        |       | Age Under 15 |        | Age 15 to 44 |        | Age 45 to 64 |        | Age 65 and Over |        | Total |
|----------------------------|-------|--------------|--------|--------------|--------|--------------|--------|-----------------|--------|-------|
|                            |       | Male         | Female | Male         | Female | Male         | Female | Male            | Female |       |
| 3480 Oncology              | Num   | 3            | 18     | 209          | 402    | 1072         | 2189   | 1734            | 2576   | 8,203 |
|                            | Row % | 0.0          | 0.2    | 2.5          | 4.9    | 13.1         | 26.7   | 21.1            | 31.4   | 100.0 |
| 5100 Occupational Therapy  | Num   | 180          | 134    | 1196         | 1115   | 1215         | 1906   | 666             | 1011   | 7,423 |
|                            | Row % | 2.4          | 1.8    | 16.1         | 15.0   | 16.4         | 25.7   | 9.0             | 13.6   | 100.0 |
| 3620 Stress Test           | Num   | 25           | 13     | 441          | 300    | 1867         | 1258   | 1325            | 1009   | 6,238 |
|                            | Row % | 0.4          | 0.2    | 7.1          | 4.8    | 29.9         | 20.2   | 21.2            | 16.2   | 100.0 |
| 5700 Renal Dialysis        | Num   | 0            | 6      | 224          | 161    | 722          | 515    | 1018            | 868    | 3,514 |
|                            | Row % | 0.0          | 0.2    | 6.4          | 4.6    | 20.5         | 14.7   | 29.0            | 24.7   | 100.0 |
| 3370 Holter Monitor        | Num   | 96           | 92     | 331          | 592    | 446          | 601    | 587             | 661    | 3,406 |
|                            | Row % | 2.8          | 2.7    | 9.7          | 17.4   | 13.1         | 17.6   | 17.2            | 19.4   | 100.0 |
| 4200 Radiology-Therapeutic | Num   | 8            | 3      | 65           | 130    | 444          | 728    | 611             | 577    | 2,566 |
|                            | Row % | 0.3          | 0.1    | 2.5          | 5.1    | 17.3         | 28.4   | 23.8            | 22.5   | 100.0 |
| 3260 Echocardiography      | Num   | 2            | 2      | 63           | 87     | 148          | 186    | 244             | 251    | 983   |
|                            | Row % | 0.2          | 0.2    | 6.4          | 8.9    | 15.1         | 18.9   | 24.8            | 25.5   | 100.0 |

Only the new Expanded Outpatient Records are included in this table: other outpatient records having any procedure in the ICD-9-CM procedure range 00-86.99 or records having associated Emergency Room or Observation Bed revenue records are excluded.

Records having multiple revenue codes within a Primary Cost Center are aggregated up to the visit level and counted just once in that cost center per visit.

The Primary Cost Centers reported here are just a partial list of all possible cost centers. See Appendix O3 for all cost centers and associated revenue codes.

Records may have more than one Primary Cost Center and could represent more than one unit of service.

Diagnostic Mammography = revenue code 401 and Screening Mammography = revenue code 403

EKG/ECG = revenue code 730,732 or 739 and EEG = revenue code 740 or 749

Pet Scan = revenue code 404

\* Total does not equal total for Cost Center because of missing sex or age.

**Table O11**  
**CCS High Level Diagnostic Groups**  
**2009 Expanded Outpatient Services in VT Hospitals, including VT Residents and Non-Residents**

| Clinical Classification System (CCS) High-Level Diagnostic Group | # Records        | %            |
|--|------------------|--------------|
| Symptoms, signs & ill-defined conditions                         | 306,837          | 19.8         |
| Endocrine, nutritional, metabolic & immunity disorders           | 189,896          | 12.2         |
| Musculoskeletal system & connective tissue                       | 181,624          | 11.7         |
| Diseases of the circulatory system                               | 172,606          | 11.1         |
| Diseases of the genitourinary system                             | 137,105          | 8.8          |
| Neoplasms  | 90,764           | 5.9          |
| Diseases of the respiratory system                               | 88,214           | 5.7          |
| Diseases of the nervous system & sense organs                    | 67,450           | 4.4          |
| Injury & poisoning   | 51,470           | 3.3          |
| Diseases of the digestive system                                 | 45,810           | 3.0          |
| Mental disorders   | 40,326           | 2.6          |
| Contraception & complications of pregnancy & childbirth          | 38,408           | 2.5          |
| Infectious & parasitic diseases                                  | 36,303           | 2.3          |
| Diseases of the blood & blood-forming organs                     | 32,139           | 2.1          |
| Diseases of the skin & subcutaneous tissue                       | 28,871           | 1.9          |
| Congenital anomalies   | 4,487            | 0.3          |
| Conditions originating in the perinatal period                   | 1,793            | 0.1          |
| Residual codes, unclassified, all Ecodes                         | 28,331           | 1.8          |
| Missing  | 7,871            | 0.5          |
| <b>Total</b>   | <b>1,550,305</b> | <b>100.0</b> |

Only the new Expanded Outpatient Records are included in this table: other outpatient records with any ICD-9-CM procedure in range 00-86.99 or with associated Emergency Room or Observation Bed revenue records are excluded. CCS High Level Diagnostic Group assigned using Primary Diagnosis only, one group for each outpatient visit.

**Table O12**  
**Primary Diagnostic Groups**  
**2009 Expanded Outpatient Services in VT Hospitals and 2008 United States Outpatient Department Visits**

| Primary Diagnosis Group   | ICD-9-CM code range             | VT Expanded<br>Outpatient Services |       | United States<br>2008 Data             |       |
|---|---------------------------------|------------------------------------|-------|--|-------|
|   |                                 | # Records                          | %     | # Records<br>(rounded to<br>thousands) | %     |
| Arthropathies and related disorders                             | 710-719                         | 78,159                             | 5.0   | 2,847,000                              | 2.6   |
| Specific Procedures and aftercare                               | V50-V59.9                       | 67,062                             | 4.3   | 1,654,000                              | 1.5   |
| Diabetes mellitus   | 250                             | 63,505                             | 4.1   | 3,700,000                              | 3.4   |
| Malignant neoplasms   | 140-208, 230-234                | 58,315                             | 3.8   | 4,182,000                              | 3.8   |
| Spinal disorders  | 720-724                         | 54,075                             | 3.5   | 2,964,000                              | 2.7   |
| Essential hypertension  | 401                             | 47,566                             | 3.1   | 4,417,000                              | 4.0   |
| General medical exam  | V70                             | 35,539                             | 2.3   | 1,330,000                              | 1.2   |
| Rheumatism, excluding back                                      | 725-729                         | 33,950                             | 2.2   | 1,645,000                              | 1.5   |
| Normal pregnancy  | V22                             | 24,209                             | 1.6   | 2,548,000                              | 2.3   |
| Acute pharyngitis   | 462                             | 18,032                             | 1.2   | 1,486,000                              | 1.4   |
| Potential health hazards related to communicable diseases       | V01-V09                         | 11,599                             | 0.7   | 1,502,000                              | 1.4   |
| Acute upper respiratory, excluding pharyngitis                  | 460-461, 463-466                | 10,938                             | 0.7   | 4,260,000                              | 3.9   |
| Complications of pregnancy, childbirth, and the puerperium      | 630-677                         | 10,189                             | 0.7   | 1,370,000                              | 1.2   |
| Psychoses, excluding major depressive disorders                 | 290-295, 296.0-296.1, 296.4-299 | 9,507                              | 0.6   | 1,496,000                              | 1.4   |
| Potential health hazards related to personal and family history | V10-V19                         | 8,517                              | 0.5   | 1,160,000                              | 1.1   |
| Routine infant or child health check                            | V20.2                           | 6,944                              | 0.4   | 4,243,000                              | 3.9   |
| Asthma  | 493                             | 5,587                              | 0.4   | 1,663,000                              | 1.5   |
| Otitis media and eustachian tube disorders                      | 381-382                         | 4,841                              | 0.3   | 1,809,000                              | 1.6   |
| Heart disease, excluding ischemic                               | 420-429                         | 4,514                              | 0.3   | 2,059,000                              | 1.9   |
| Follow up examination   | V67                             | 3,127                              | 0.2   | 1,333,000                              | 1.2   |
| All other including missing                                     |                                 | 994,130                            | 64.1  | 62,221,000                             | 56.6  |
| Total   |                                 | 1,550,305                          | 100.0 | 109,889,000                            | 100.0 |

Only the new Expanded Outpatient Records are included in this table: outpatient records with any procedure in the ICD-9-CM procedure range 00-86.99 or with associated Emergency Room or Observation Bed revenue records are excluded.

Primary Diagnosis Groups and United States Data are taken from the National Health Statistics Reports: National Hospital Ambulatory Medical Care Survey, 2008 Outpatient Department Summary Tables. National Center for Health Statistics. 2008.

**Table O13  
Observation Bed Records by VT Hospital and Setting  
2009 VT Hospital Data, including VT Residents and Non-Residents  
Number of Records and Average Charges**

| Hospital                               | Inpatient    |                 | Outpatient   |                |                                |                 |                         |                 |              |                | Total Records with Observation Flag |                |
|--|--------------|-----------------|--------------|----------------|--------------------------------|-----------------|-------------------------|-----------------|--------------|----------------|-------------------------------------|----------------|
|  |              |                 | ED Flag only |                | ED FLAG and Procedure in Range |                 | Procedure in Range Only |                 | No Flag      |                |                                     |                |
|  | Num          | Avg Chrg        | Num          | Avg Chrg       | Num                            | Avg Chrg        | Num                     | Avg Chrg        | Num          | Avg Chrg       | Num                                 | Avg Chrg       |
| BRATTLEBORO MEMORIAL HOSPITAL          | 83           | \$8,439         | 67           | \$7,104        | 15                             | \$7,354         | 22                      | \$6,451         | 210          | \$785          | 397                                 | \$4,014        |
| CENTRAL VERMONT MEDICAL CENTER         | 267          | \$15,837        | 832          | \$7,259        | 131                            | \$11,521        | 249                     | \$9,233         | 111          | \$2,578        | 1,590                               | \$9,033        |
| COPLEY HOSPITAL                        | 27           | \$6,693         | 330          | \$3,346        | 38                             | \$6,113         | 225                     | \$2,861         | 41           | \$2,272        | 661                                 | \$3,410        |
| FLETCHER ALLEN HEALTH CARE             | 344          | \$18,675        | 1,140        | \$6,137        | 174                            | \$11,146        | 277                     | \$14,497        | 146          | \$5,617        | 2,081                               | \$9,705        |
| GIFFORD MEDICAL CENTER                 | 71           | \$12,938        | 237          | \$6,956        | 10                             | \$16,081        | 79                      | \$9,489         | 52           | \$4,837        | 449                                 | \$8,305        |
| GRACE COTTAGE HOSPITAL                 | 1            | \$13,977        | 31           | \$3,290        | 0                              | \$0             | 0                       | \$0             | 1            | \$1,498        | 33                                  | \$3,559        |
| MT. ASCUTNEY HOSPITAL AND HEALTH CTR.  | 3            | \$10,886        | 128          | \$5,263        | 19                             | \$7,332         | 3                       | \$19,316        | 5            | \$3,757        | 158                                 | \$5,838        |
| NORTH COUNTRY HOSPITAL                 | 38           | \$14,654        | 298          | \$5,088        | 58                             | \$12,402        | 174                     | \$9,849         | 93           | \$3,679        | 661                                 | \$7,335        |
| NORTHEASTERN VERMONT REGIONAL HOSPITAL | 114          | \$11,831        | 112          | \$3,799        | 20                             | \$9,838         | 63                      | \$18,071        | 153          | \$1,398        | 462                                 | \$7,193        |
| NORTHWESTERN MEDICAL CENTER            | 167          | \$11,980        | 740          | \$4,969        | 154                            | \$9,173         | 275                     | \$9,725         | 90           | \$2,106        | 1,426                               | \$6,981        |
| PORTER MEDICAL CENTER                  | 46           | \$12,220        | 439          | \$4,808        | 50                             | \$8,707         | 48                      | \$10,201        | 141          | \$1,491        | 724                                 | \$5,260        |
| RUTLAND REGIONAL MEDICAL CENTER        | 422          | \$16,436        | 1,338        | \$5,775        | 106                            | \$11,135        | 61                      | \$18,419        | 264          | \$3,315        | 2,191                               | \$8,143        |
| SOUTHWESTERN VT. MEDICAL CENTER        | 204          | \$13,714        | 1,357        | \$5,400        | 76                             | \$8,380         | 12                      | \$11,709        | 38           | \$4,281        | 1,687                               | \$6,559        |
| SPRINGFIELD HOSPITAL                   | 52           | \$10,900        | 198          | \$4,380        | 29                             | \$7,806         | 66                      | \$10,137        | 18           | \$2,397        | 363                                 | \$6,536        |
| <b>Total VT Hospitals</b>              | <b>1,839</b> | <b>\$14,828</b> | <b>7,247</b> | <b>\$5,615</b> | <b>880</b>                     | <b>\$10,112</b> | <b>1,554</b>            | <b>\$10,204</b> | <b>1,363</b> | <b>\$2,695</b> | <b>12,883</b>                       | <b>\$7,482</b> |

Inpatient records exclude MDC 15 (newborns).

Emergency Department records are flagged using revenue codes between 450 and 459.

Observation records are flagged using revenue code 760 or 762.

Procedure in Range records include all outpatient records with any procedure in the ICD-9-CM procedure range of 00 - 86.99.

Records missing charges are excluded from the calculation of average charge but are included in the number of visits/hospitalizations.

**Table O14**  
**Observation Bed Records by CCS High and Single Level Diagnostic Groups**  
**2009 VT Hospital Data, including VT Residents and Non-Residents**

**Outpatient Observation Bed Records Without a Procedure in Range or Associated ED Revenue Record**

| <b>Clinical Classification System, High and Single Level Diagnostic Group</b> | <b># Records</b> | <b>%</b>    |
|---|------------------|-------------|
| <b>Contraception &amp; complications of pregnancy &amp; childbirth</b>        | <b>457</b>       | <b>33.5</b> |
| 196 Normal pregnancy and/or delivery  | 202              |             |
| 184 Early or threatened labor   | 97               |             |
| 181 Other complications of pregnancy  | 85               |             |
| Other   | 73               |             |
| <b>Diseases of the respiratory system</b>                                     | <b>156</b>       | <b>11.4</b> |
| 128 Asthma  | 50               |             |
| 125 Acute bronchitis  | 33               |             |
| 122 Pneumonia (except TB or STD related)                                      | 22               |             |
| 126 Other upper respiratory infections  | 17               |             |
| Other   | 34               |             |
| <b>Diseases of the circulatory system</b>                                     | <b>121</b>       | <b>8.9</b>  |
| 102 Nonspecific chest pain  | 50               |             |
| 106 Cardiac dysrhythmias  | 28               |             |
| Other   | 43               |             |
| <b>Endocrine, nutritional, metabolic &amp; immunity disorders</b>             | <b>118</b>       | <b>8.7</b>  |
| 55 Fluid & electrolyte disorders  | 103              |             |
| Other   | 15               |             |
| <b>Diseases of the digestive system</b>                                       | <b>116</b>       | <b>8.5</b>  |
| 154 Noninfectious gastroenteritis   | 42               |             |
| 145 Intestinal obstruction without hernia                                     | 32               |             |
| 155 Other gastrointestinal disorders  | 12               |             |
| Other   | 30               |             |
| <b>Symptoms, signs &amp; ill-defined conditions</b>                           | <b>74</b>        | <b>5.4</b>  |
| <b>Diseases of the blood &amp; blood-forming organs</b>                       | <b>54</b>        | <b>4.0</b>  |

**Table O14**  
**Observation Bed Records by CCS High and Single Level Diagnostic Groups**  
**2009 VT Hospital Data, including VT Residents and Non-Residents**

**Outpatient Observation Bed Records Without a Procedure in Range or Associated ED Revenue Record**

| <b>Clinical Classification System, High and Single Level Diagnostic Group</b> | <b># Records</b> | <b>%</b>     |
|---|------------------|--------------|
| Diseases of the nervous system & sense organs                                 | 51               | 3.7          |
| Conditions originating in the perinatal period                                | 42               | 3.1          |
| Diseases of the genitourinary system  | 37               | 2.7          |
| Injury & poisoning  | 35               | 2.6          |
| Mental disorders  | 30               | 2.2          |
| Musculoskeletal system & connective tissue                                    | 20               | 1.5          |
| Neoplasms   | 15               | 1.1          |
| Infectious & parasitic diseases   | 13               | 1.0          |
| Diseases of the skin & subcutaneous tissue                                    | 12               | 0.9          |
| Congenital anomalies  | 0                | 0.0          |
| Residual codes, unclassified, all Ecodes                                      | 9                | 0.7          |
| Records with invalid or missing primary diagnosis                             | 3                | 0.2          |
| <b>Total</b>  | <b>1,363</b>     | <b>100.0</b> |

Observation Bed records are flagged using revenue codes 760 or 762.

This table only includes those Outpatient Observation Bed Records that are not considered outpatient procedure records because they do not have any procedure in the ICD-9-CM procedure range of 00-86.99, nor do they have any associated ED revenue record.

**Table O15**  
**Clinical Classification Software (CCS) Higher Level Group for CPT/HCPCS Procedures**  
**2009 Outpatient Procedures Performed in Vermont Hospitals**

| CPT Procedure Groups   | Non- Emergency<br>Department Procedures |              | Emergency Department<br>Procedures |              | Total Outpatient<br>Procedures |              |
|--|---|--------------|------------------------------------|--------------|--------------------------------|--------------|
|  | Count                                   | Col %        | Count                              | Col %        | Count                          | Col %        |
| 1 Operations on the nervous system   | 19,170                                  | 0.4          | 1,163                              | 0.1          | 20,333                         | 0.3          |
| 2 Operations on the endocrine system   | 412                                     | 0.0          | 1                                  | 0.0          | 413                            | 0.0          |
| 3 Operations on the eye  | 7,554                                   | 0.2          | 71                                 | 0.0          | 7,625                          | 0.1          |
| 4 Operations on the ear  | 2,104                                   | 0.0          | 186                                | 0.0          | 2,290                          | 0.0          |
| 5 Operations on the nose, mouth and pharynx                                  | 3,440                                   | 0.1          | 826                                | 0.1          | 4,266                          | 0.1          |
| 6 Operations on the respiratory system                                       | 15,572                                  | 0.3          | 374                                | 0.0          | 15,946                         | 0.3          |
| 7 Operations on the cardiovascular system                                    | 18,098                                  | 0.4          | 1,948                              | 0.2          | 20,046                         | 0.3          |
| 8 Operations on the hemic and lymphatic system                               | 945                                     | 0.0          | 14                                 | 0.0          | 959                            | 0.0          |
| 9 Operations on the digestive system   | 74,904                                  | 1.6          | 1,056                              | 0.1          | 75,960                         | 1.3          |
| 10 Operations on the urinary system  | 4,386                                   | 0.1          | 2,451                              | 0.2          | 6,837                          | 0.1          |
| 11 Operations on the male genital organs                                     | 1,305                                   | 0.0          | 22                                 | 0.0          | 1,327                          | 0.0          |
| 12 Operations on the female genital organs                                   | 10,944                                  | 0.2          | 156                                | 0.0          | 11,100                         | 0.2          |
| 13 Obstetrical procedures  | 6,638                                   | 0.1          | 193                                | 0.0          | 6,831                          | 0.1          |
| 14 Operations on the musculoskeletal system                                  | 14,423                                  | 0.3          | 1,982                              | 0.2          | 16,405                         | 0.3          |
| 15 Operations on the integumentary system                                    | 22,484                                  | 0.5          | 9,378                              | 0.7          | 31,862                         | 0.5          |
| 16 Miscellaneous diagnostic and therapeutic procedures                       | 1,981,818                               | 42.2         | 750,630                            | 58.1         | 2,732,448                      | 45.7         |
| 17 New categories added to effectively represent codes specific to CPT/HCPCS | 2,505,975                               | 53.4         | 520,365                            | 40.3         | 3,026,340                      | 50.6         |
| 99 CPT/HCPCS present but no assigned CCS group                               | 2,686                                   | 0.1          | 136                                | 0.0          | 2,822                          | 0.0          |
| <b>Total</b>   | <b>4,692,858</b>                        | <b>100.0</b> | <b>1,290,952</b>                   | <b>100.0</b> | <b>5,983,810</b>               | <b>100.0</b> |

All 2009 Outpatient CPT/HCPCS procedures and services include Emergency visits not resulting in an inpatient stay and Outpatient visits with or without a procedure in range. This table categorizes all CPT/HCPCS procedures for each visit, not just primary procedure.

CCS Groups using CPT/HCPCS can be found in Appendix O5.

**Table O16**  
**Clinical Classification Software (CCS) Single Level Category Within Higher Level Group for CPT/HCPCS Procedures**  
**2009 Outpatient Procedures Performed in Vermont Hospitals**

| CCS Category and Description                                     | Non- Emergency<br>Department Procedures |              | Emergency<br>Department |              | Total Outpatient<br>Procedures |              |
|--|---|--------------|-------------------------|--------------|--------------------------------|--------------|
|  | Count                                   | Group %      | Count                   | Group %      | Count                          | Group %      |
| <b>CPT Procedure Group 1: Operations on the nervous system</b>   |   |              |                         |              |                                |              |
| 1 Incision & excision of CNS                                     | 1                                       | 0.0          | 0                       | 0.0          | 1                              | 0.0          |
| 2 Insertion, replacem, rem of extracranial ventricular shunt     | 8                                       | 0.0          | 0                       | 0.0          | 8                              | 0.0          |
| 3 Laminectomy, excision intervertebral disc                      | 508                                     | 2.6          | 2                       | 0.2          | 510                            | 2.5          |
| 4 Diagnostic spinal tap  | 89                                      | 0.5          | 341                     | 29.3         | 430                            | 2.1          |
| 5 Insert cath, spinal stimulator, inject into spinal canal       | 6,860                                   | 35.8         | 8                       | 0.7          | 6,868                          | 33.8         |
| 6 Decompression peripheral nerve                                 | 1,495                                   | 7.8          | 4                       | 0.3          | 1,499                          | 7.4          |
| 7 Other diagnostic nervous system procedures                     | 7,086                                   | 37.0         | 16                      | 1.4          | 7,102                          | 34.9         |
| 8 Other non-OR or closed therapeutic nerv syst procs             | 1,133                                   | 5.9          | 784                     | 67.4         | 1,917                          | 9.4          |
| 9 Other OR therapeutic nervous system procedures                 | 1,990                                   | 10.4         | 8                       | 0.7          | 1,998                          | 9.8          |
| <b>Total</b>   | <b>19,170</b>                           | <b>100.0</b> | <b>1,163</b>            | <b>100.0</b> | <b>20,333</b>                  | <b>100.0</b> |
| <b>CPT Procedure Group 2: Operations on the endocrine system</b> |   |              |                         |              |                                |              |
| 10 Thyroidectomy, partial or complete                            | 134                                     | 32.5         | 0                       | 0.0          | 134                            | 32.4         |
| 11 Diagnostic endocrine procedures                               | 88                                      | 21.4         | 0                       | 0.0          | 88                             | 21.3         |
| 12 Other therapeutic endocrine procedures                        | 190                                     | 46.1         | 1                       | 100.0        | 191                            | 46.2         |
| <b>Total</b>   | <b>412</b>                              | <b>100.0</b> | <b>1</b>                | <b>100.0</b> | <b>413</b>                     | <b>100.0</b> |
| <b>CPT Procedure Group 3: Operations on the eye</b>              |   |              |                         |              |                                |              |
| 13 Corneal transplant  | 28                                      | 0.4          | 0                       | 0.0          | 28                             | 0.4          |
| 14 Glaucoma procedures   | 274                                     | 3.6          | 0                       | 0.0          | 274                            | 3.6          |
| 15 Lens & cataract procedures                                    | 4,660                                   | 61.7         | 6                       | 8.5          | 4,666                          | 61.2         |
| 16 Repair of retinal tear, detachment                            | 159                                     | 2.1          | 4                       | 5.6          | 163                            | 2.1          |
| 17 Destruction of lesion of retina & choroid                     | 125                                     | 1.7          | 0                       | 0.0          | 125                            | 1.6          |
| 18 Diagnostic procedures on eye                                  | 23                                      | 0.3          | 0                       | 0.0          | 23                             | 0.3          |
| 19 Other therapeutic procedures on eyelids, conjunctiva, cornea  | 574                                     | 7.6          | 50                      | 70.4         | 624                            | 8.2          |
| 20 Other intraocular therapeutic procedures                      | 1,573                                   | 20.8         | 7                       | 9.9          | 1,580                          | 20.7         |
| 21 Other extraocular muscle & orbit therapeutic procedures       | 138                                     | 1.8          | 4                       | 5.6          | 142                            | 1.9          |
| <b>Total</b>   | <b>7,554</b>                            | <b>100.0</b> | <b>71</b>               | <b>100.0</b> | <b>7,625</b>                   | <b>100.0</b> |

All 2009 Outpatient CPT/HCPCS procedures and services. Each outpatient visit may have multiple CPT/HCPCS codes.  
 CCS CPT Procedure Groups can be found in Appendix O5.



**Table O16**  
**Clinical Classification Software (CCS) Single Level Category Within Higher Level Group for CPT/HCPCS Procedures**  
**2009 Outpatient Procedures Performed in Vermont Hospitals**

| CCS Category and Description  | Non- Emergency<br>Department Procedures |              | Emergency<br>Department |              | Total Outpatient<br>Procedures |              |
|---|---|--------------|-------------------------|--------------|--------------------------------|--------------|
|   | Count                                   | Group %      | Count                   | Group %      | Count                          | Group %      |
| <b>CPT Procedure Group 4: Operations on the ear</b>                     |   |              |                         |              |                                |              |
| 22 Tympanoplasty  | 106                                     | 5.0          | 0                       | 0.0          | 106                            | 4.6          |
| 23 Myringotomy  | 1,146                                   | 54.5         | 1                       | 0.5          | 1,147                          | 50.1         |
| 24 Mastoidectomy  | 18                                      | 0.9          | 0                       | 0.0          | 18                             | 0.8          |
| 25 Diagnostic procedures on ear   | 14                                      | 0.7          | 0                       | 0.0          | 14                             | 0.6          |
| 26 Other therapeutic ear procedures                                     | 820                                     | 39.0         | 185                     | 99.5         | 1,005                          | 43.9         |
| <b>Total</b>  | <b>2,104</b>                            | <b>100.0</b> | <b>186</b>              | <b>100.0</b> | <b>2,290</b>                   | <b>100.0</b> |
| <b>CPT Procedure Group 5: Operations on the nose, mouth and pharynx</b> |   |              |                         |              |                                |              |
| 27 Control of epistaxis   | 92                                      | 2.7          | 454                     | 55.0         | 546                            | 12.8         |
| 28 Plastic procedures on nose   | 283                                     | 8.2          | 2                       | 0.2          | 285                            | 6.7          |
| 29 Dental procedures  | 127                                     | 3.7          | 146                     | 17.7         | 273                            | 6.4          |
| 30 Tonsillectomy and/or adenoidectomy                                   | 912                                     | 26.5         | 2                       | 0.2          | 914                            | 21.4         |
| 31 Diagnostic procedures on nose, mouth & pharynx                       | 1,202                                   | 34.9         | 94                      | 11.4         | 1,296                          | 30.4         |
| 32 Other non-OR therapeutic procedures on nose, mouth & pharynx         | 34                                      | 1.0          | 45                      | 5.4          | 79                             | 1.9          |
| 33 Other OR therapeutic procedures on nose, mouth & pharynx             | 790                                     | 23.0         | 83                      | 10.0         | 873                            | 20.5         |
| <b>Total</b>  | <b>3,440</b>                            | <b>100.0</b> | <b>826</b>              | <b>100.0</b> | <b>4,266</b>                   | <b>100.0</b> |
| <b>CPT Procedure Group 6: Operations on the respiratory system</b>      |   |              |                         |              |                                |              |
| 34 Tracheostomy, temporary & permanent                                  | 0                                       | 0.0          | 1                       | 0.3          | 1                              | 0.0          |
| 35 Tracheoscopy & laryngoscopy with biopsy                              | 654                                     | 4.2          | 45                      | 12.0         | 699                            | 4.4          |
| 36 Lobectomy or pneumonectomy   | 1                                       | 0.0          | 0                       | 0.0          | 1                              | 0.0          |
| 37 Diagnostic bronchoscopy & biopsy of bronchus                         | 409                                     | 2.6          | 9                       | 2.4          | 418                            | 2.6          |
| 38 Other diagnostic procedures on lung & bronchus                       | 13,901                                  | 89.3         | 99                      | 26.5         | 14,000                         | 87.8         |
| 39 Incision of pleura, thoracentesis, chest drainage                    | 150                                     | 1.0          | 56                      | 15.0         | 206                            | 1.3          |
| 40 Other diagnostic proc of respiratory tract & mediastinum             | 34                                      | 0.2          | 0                       | 0.0          | 34                             | 0.2          |
| 41 Other non-OR therapeutic procedures on respiratory system            | 266                                     | 1.7          | 124                     | 33.2         | 390                            | 2.4          |
| 42 Other OR therapeutic procedures on respiratory system                | 157                                     | 1.0          | 40                      | 10.7         | 197                            | 1.2          |
| <b>Total</b>  | <b>15,572</b>                           | <b>100.0</b> | <b>374</b>              | <b>100.0</b> | <b>15,946</b>                  | <b>100.0</b> |

All 2009 Outpatient CPT/HCPCS procedures and services. Each outpatient visit may have multiple CPT/HCPCS codes.  
 CCS CPT Procedure Groups can be found in Appendix O5.

**Table O16**  
**Clinical Classification Software (CCS) Single Level Category Within Higher Level Group for CPT/HCPCS Procedures**  
**2009 Outpatient Procedures Performed in Vermont Hospitals**

| CCS Category and Description   | Non- Emergency<br>Department Procedures |              | Emergency<br>Department |              | Total Outpatient<br>Procedures |              |
|--|---|--------------|-------------------------|--------------|--------------------------------|--------------|
|  | Count                                   | Group %      | Count                   | Group %      | Count                          | Group %      |
| <b>CPT Procedure Group 7: Operations on the cardiovascular system</b>      |   |              |                         |              |                                |              |
| 43 Heart valve procedures  | 1                                       | 0.0          | 0                       | 0.0          | 1                              | 0.0          |
| 45 Percutaneous transluminal coronary angioplasty (PTCA)                   | 248                                     | 1.4          | 6                       | 0.3          | 254                            | 1.3          |
| 46 Coronary thrombolysis   | 0                                       | 0.0          | 9                       | 0.5          | 9                              | 0.0          |
| 47 Diagnostic cardiac catheterization, coronary arteriography              | 4,936                                   | 27.3         | 394                     | 20.2         | 5,330                          | 26.6         |
| 48 Insert, revis, replacet, rem pacemaker or cardioverter/defib            | 506                                     | 2.8          | 12                      | 0.6          | 518                            | 2.6          |
| 49 Other OR heart procedures   | 5                                       | 0.0          | 1                       | 0.1          | 6                              | 0.0          |
| 52 Aortic resection, replacement or anastomosis                            | 0                                       | 0.0          | 1                       | 0.1          | 1                              | 0.0          |
| 53 Varicose vein stripping, lower limb                                     | 165                                     | 0.9          | 0                       | 0.0          | 165                            | 0.8          |
| 54 Other vascular catheterization, not heart                               | 4,363                                   | 24.1         | 1,076                   | 55.2         | 5,439                          | 27.1         |
| 56 Other vascular bypass & shunt, not heart                                | 9                                       | 0.0          | 0                       | 0.0          | 9                              | 0.0          |
| 57 Creat, revis, rem of arteriov fistula or cannula for dialys             | 222                                     | 1.2          | 4                       | 0.2          | 226                            | 1.1          |
| 59 Other OR procedures on vessels of head & neck                           | 69                                      | 0.4          | 1                       | 0.1          | 70                             | 0.3          |
| 60 Embolectomy & endarterectomy of lower limbs                             | 51                                      | 0.3          | 0                       | 0.0          | 51                             | 0.3          |
| 61 Other OR procedures on vessels other than head & neck                   | 580                                     | 3.2          | 13                      | 0.7          | 593                            | 3.0          |
| 62 Other diagnostic cardiovascular procedures                              | 2,026                                   | 11.2         | 9                       | 0.5          | 2,035                          | 10.2         |
| 63 Other non-OR therapeutic cardiovascular procedures                      | 4,917                                   | 27.2         | 422                     | 21.7         | 5,339                          | 26.6         |
| <b>Total</b>   | <b>18,098</b>                           | <b>100.0</b> | <b>1,948</b>            | <b>100.0</b> | <b>20,046</b>                  | <b>100.0</b> |
| <b>CPT Procedure Group 8: Operations on the hemic and lymphatic system</b> |   |              |                         |              |                                |              |
| 64 Bone marrow transplant  | 75                                      | 7.9          | 0                       | 0.0          | 75                             | 7.8          |
| 65 Bone marrow biopsy  | 411                                     | 43.5         | 2                       | 14.3         | 413                            | 43.1         |
| 66 Procedures on spleen  | 0                                       | 0.0          | 1                       | 7.1          | 1                              | 0.1          |
| 67 Other therap procedures, hemic & lymphatic system                       | 459                                     | 48.6         | 11                      | 78.6         | 470                            | 49.0         |
| <b>Total</b>   | <b>945</b>                              | <b>100.0</b> | <b>14</b>               | <b>100.0</b> | <b>959</b>                     | <b>100.0</b> |

All 2009 Outpatient CPT/HCPCS procedures and services. Each outpatient visit may have multiple CPT/HCPCS codes.  
 CCS CPT Procedure Groups can be found in Appendix O5.

**Table O16**  
**Clinical Classification Software (CCS) Single Level Category Within Higher Level Group for CPT/HCPCS Procedures**  
**2009 Outpatient Procedures Performed in Vermont Hospitals**

| CCS Category and Description                                     | Non- Emergency<br>Department Procedures |              | Emergency<br>Department |              | Total Outpatient<br>Procedures |              |
|--|---|--------------|-------------------------|--------------|--------------------------------|--------------|
|  | Count                                   | Group %      | Count                   | Group %      | Count                          | Group %      |
| <b>CPT Procedure Group 9: Operations on the digestive system</b> |   |              |                         |              |                                |              |
| 68 Injection or ligation of esophageal varices                   | 43                                      | 0.1          | 3                       | 0.3          | 46                             | 0.1          |
| 69 Esophageal dilatation   | 652                                     | 0.9          | 16                      | 1.5          | 668                            | 0.9          |
| 70 Upper gastrointestinal endoscopy, biopsy                      | 6,836                                   | 9.1          | 248                     | 23.5         | 7,084                          | 9.3          |
| 71 Gastrostomy, temporary & permanent                            | 145                                     | 0.2          | 32                      | 3.0          | 177                            | 0.2          |
| 72 Colostomy, temporary & permanent                              | 2                                       | 0.0          | 0                       | 0.0          | 2                              | 0.0          |
| 73 Ileostomy & other enterostomy                                 | 13                                      | 0.0          | 2                       | 0.2          | 15                             | 0.0          |
| 75 Small bowel resection   | 0                                       | 0.0          | 1                       | 0.1          | 1                              | 0.0          |
| 76 Colonoscopy & biopsy  | 21,316                                  | 28.5         | 42                      | 4.0          | 21,358                         | 28.1         |
| 77 Proctoscopy & anorectal biopsy                                | 742                                     | 1.0          | 46                      | 4.4          | 788                            | 1.0          |
| 78 Colorectal resection  | 1                                       | 0.0          | 1                       | 0.1          | 2                              | 0.0          |
| 79 Local excision of large intestine lesion (not endoscopic)     | 1                                       | 0.0          | 0                       | 0.0          | 1                              | 0.0          |
| 80 Appendectomy  | 39                                      | 0.1          | 231                     | 21.9         | 270                            | 0.4          |
| 81 Hemorrhoid procedures   | 286                                     | 0.4          | 43                      | 4.1          | 329                            | 0.4          |
| 82 Endoscopic retrograde cannulation of pancreas (ERCP)          | 733                                     | 1.0          | 34                      | 3.2          | 767                            | 1.0          |
| 83 Biopsy of liver   | 236                                     | 0.3          | 2                       | 0.2          | 238                            | 0.3          |
| 84 Cholecystectomy & common duct exploration                     | 978                                     | 1.3          | 51                      | 4.8          | 1,029                          | 1.4          |
| 85 Inguinal & femoral hernia repair                              | 1,091                                   | 1.5          | 8                       | 0.8          | 1,099                          | 1.4          |
| 86 Other hernia repair   | 880                                     | 1.2          | 20                      | 1.9          | 900                            | 1.2          |
| 87 Laparoscopy   | 217                                     | 0.3          | 8                       | 0.8          | 225                            | 0.3          |
| 88 Abdominal paracentesis  | 210                                     | 0.3          | 58                      | 5.5          | 268                            | 0.4          |
| 89 Exploratory laparotomy  | 2                                       | 0.0          | 0                       | 0.0          | 2                              | 0.0          |
| 90 Excision, lysis peritoneal adhesions                          | 4                                       | 0.0          | 0                       | 0.0          | 4                              | 0.0          |
| 91 Peritoneal dialysis   | 39,370                                  | 52.6         | 0                       | 0.0          | 39,370                         | 51.8         |
| 93 Other non-OR upper GI therapeutic procedures                  | 85                                      | 0.1          | 136                     | 12.9         | 221                            | 0.3          |
| 94 Other OR upper GI therapeutic procedures                      | 95                                      | 0.1          | 2                       | 0.2          | 97                             | 0.1          |
| 95 Other non-OR lower GI therapeutic procedures                  | 91                                      | 0.1          | 0                       | 0.0          | 91                             | 0.1          |
| 96 Other OR lower GI therapeutic procedures                      | 282                                     | 0.4          | 52                      | 4.9          | 334                            | 0.4          |
| 97 Other gastrointestinal diagnostic procedures                  | 392                                     | 0.5          | 0                       | 0.0          | 392                            | 0.5          |
| 98 Other non-OR gastrointestinal therapeutic procedures          | 46                                      | 0.1          | 16                      | 1.5          | 62                             | 0.1          |
| 99 Other OR gastrointestinal therapeutic procedures              | 116                                     | 0.2          | 4                       | 0.4          | 120                            | 0.2          |
| <b>Total</b>   | <b>74,904</b>                           | <b>100.0</b> | <b>1,056</b>            | <b>100.0</b> | <b>75,960</b>                  | <b>100.0</b> |

All 2009 Outpatient CPT/HCPCS procedures and services. Each outpatient visit may have multiple CPT/HCPCS codes.  
 CCS CPT Procedure Groups can be found in Appendix O5.

**Table O16  
Clinical Classification Software (CCS) Single Level Category Within Higher Level Group for CPT/HCPCS Procedures  
2009 Outpatient Procedures Performed in Vermont Hospitals**

| CCS Category and Description   | Non- Emergency<br>Department Procedures |              | Emergency<br>Department |              | Total Outpatient<br>Procedures |              |
|--|---|--------------|-------------------------|--------------|--------------------------------|--------------|
|  | Count                                   | Group %      | Count                   | Group %      | Count                          | Group %      |
| <b>CPT Procedure Group 10: Operations on the urinary system</b>      |   |              |                         |              |                                |              |
| 100 Endoscopy & endoscopic biopsy of the urinary tract               | 1,275                                   | 29.1         | 8                       | 0.3          | 1,283                          | 18.8         |
| 101 Transurethral excision, drainage, rem urinary obstruction        | 498                                     | 11.4         | 35                      | 1.4          | 533                            | 7.8          |
| 102 Ureteral catheterization   | 482                                     | 11.0         | 62                      | 2.5          | 544                            | 8.0          |
| 103 Nephrotomy & nephrostomy   | 6                                       | 0.1          | 0                       | 0.0          | 6                              | 0.1          |
| 106 Genitourinary incontinence procedures                            | 337                                     | 7.7          | 1                       | 0.0          | 338                            | 4.9          |
| 107 Extracorporeal lithotripsy, urinary                              | 602                                     | 13.7         | 12                      | 0.5          | 614                            | 9.0          |
| 108 Indwelling catheter  | 424                                     | 9.7          | 2,023                   | 82.5         | 2,447                          | 35.8         |
| 109 Procedures on the urethra  | 125                                     | 2.8          | 4                       | 0.2          | 129                            | 1.9          |
| 110 Other diagnostic procedures of urinary tract                     | 92                                      | 2.1          | 278                     | 11.3         | 370                            | 5.4          |
| 111 Other non-OR therapeutic procedures of urinary tract             | 349                                     | 8.0          | 26                      | 1.1          | 375                            | 5.5          |
| 112 Other OR therapeutic procedures of urinary tract                 | 196                                     | 4.5          | 2                       | 0.1          | 198                            | 2.9          |
| <b>Total</b>   | <b>4,386</b>                            | <b>100.0</b> | <b>2,451</b>            | <b>100.0</b> | <b>6,837</b>                   | <b>100.0</b> |
| <b>CPT Procedure Group 11: Operations on the male genital organs</b> |   |              |                         |              |                                |              |
| 113 Transurethral resection of prostate (TURP)                       | 71                                      | 5.4          | 2                       | 9.1          | 73                             | 5.5          |
| 114 Open prostatectomy   | 7                                       | 0.5          | 0                       | 0.0          | 7                              | 0.5          |
| 115 Circumcision   | 338                                     | 25.9         | 1                       | 4.5          | 339                            | 25.5         |
| 116 Diagnostic procedures, male genital                              | 224                                     | 17.2         | 2                       | 9.1          | 226                            | 17.0         |
| 117 Other non-OR therapeutic procedures, male genital                | 139                                     | 10.7         | 3                       | 13.6         | 142                            | 10.7         |
| 118 Other OR therapeutic procedures, male genital                    | 526                                     | 40.3         | 14                      | 63.6         | 540                            | 40.7         |
| <b>Total</b>   | <b>1,305</b>                            | <b>100.0</b> | <b>22</b>               | <b>100.0</b> | <b>1,327</b>                   | <b>100.0</b> |

All 2009 Outpatient CPT/HCPCS procedures and services. Each outpatient visit may have multiple CPT/HCPCS codes.  
CCS CPT Procedure Groups can be found in Appendix O5.

**Table O16**  
**Clinical Classification Software (CCS) Single Level Category Within Higher Level Group for CPT/HCPCS Procedures**  
**2009 Outpatient Procedures Performed in Vermont Hospitals**

| CCS Category and Description   | Non- Emergency<br>Department Procedures |              | Emergency<br>Department |              | Total Outpatient<br>Procedures |              |
|--|---|--------------|-------------------------|--------------|--------------------------------|--------------|
|  | Count                                   | Group %      | Count                   | Group %      | Count                          | Group %      |
| <b>CPT Procedure Group 12: Operations on the female genital organs</b> |   |              |                         |              |                                |              |
| 119 Oophorectomy, unilateral & bilateral                               | 159                                     | 1.5          | 4                       | 2.6          | 163                            | 1.5          |
| 120 Other operations on ovary  | 116                                     | 1.1          | 1                       | 0.6          | 117                            | 1.1          |
| 121 Ligation of fallopian tubes  | 307                                     | 2.8          | 1                       | 0.6          | 308                            | 2.8          |
| 123 Other operations on fallopian tubes                                | 57                                      | 0.5          | 0                       | 0.0          | 57                             | 0.5          |
| 124 Hysterectomy, abdominal & vaginal                                  | 238                                     | 2.2          | 0                       | 0.0          | 238                            | 2.1          |
| 125 Other excision of cervix & uterus                                  | 569                                     | 5.2          | 2                       | 1.3          | 571                            | 5.1          |
| 126 Abortion (termination of pregnancy)                                | 25                                      | 0.2          | 0                       | 0.0          | 25                             | 0.2          |
| 127 D&C, aspiration after delivery or abortion                         | 230                                     | 2.1          | 59                      | 37.8         | 289                            | 2.6          |
| 128 Diagnostic dilatation & curettage (D&C)                            | 144                                     | 1.3          | 8                       | 5.1          | 152                            | 1.4          |
| 129 Repair cystocele & rectocele, oblit of vaginal vault               | 131                                     | 1.2          | 1                       | 0.6          | 132                            | 1.2          |
| 130 Other diagnostic procedures, female organs                         | 7,850                                   | 71.7         | 9                       | 5.8          | 7,859                          | 70.8         |
| 131 Other non-OR therapeutic procedures, female organs                 | 647                                     | 5.9          | 16                      | 10.3         | 663                            | 6.0          |
| 132 Other OR therapeutic procedures, female organs                     | 471                                     | 4.3          | 55                      | 35.3         | 526                            | 4.7          |
| <b>Total</b>   | <b>10,944</b>                           | <b>100.0</b> | <b>156</b>              | <b>100.0</b> | <b>11,100</b>                  | <b>100.0</b> |
| <b>CPT Procedure Group 13: Obstetrical procedures</b>                  |   |              |                         |              |                                |              |
| 122 Removal of ectopic pregnancy                                       | 12                                      | 0.2          | 10                      | 5.2          | 22                             | 0.3          |
| 135 Forceps, vacuum & breech delivery                                  | 1                                       | 0.0          | 0                       | 0.0          | 1                              | 0.0          |
| 137 Other procedures to assist delivery                                | 37                                      | 0.6          | 0                       | 0.0          | 37                             | 0.5          |
| 138 Diagnostic amniocentesis   | 10                                      | 0.2          | 0                       | 0.0          | 10                             | 0.1          |
| 139 Fetal monitoring   | 6,504                                   | 98.0         | 183                     | 94.8         | 6,687                          | 97.9         |
| 140 Repair of current obstetric laceration                             | 1                                       | 0.0          | 0                       | 0.0          | 1                              | 0.0          |
| 141 Other therapeutic obstetrical procedures                           | 73                                      | 1.1          | 0                       | 0.0          | 73                             | 1.1          |
| <b>Total</b>   | <b>6,638</b>                            | <b>100.0</b> | <b>193</b>              | <b>100.0</b> | <b>6,831</b>                   | <b>100.0</b> |

All 2009 Outpatient CPT/HCPCS procedures and services. Each outpatient visit may have multiple CPT/HCPCS codes.  
 CCS CPT Procedure Groups can be found in Appendix O5.

**Table O16  
Clinical Classification Software (CCS) Single Level Category Within Higher Level Group for CPT/HCPCS Procedures  
2009 Outpatient Procedures Performed in Vermont Hospitals**

| CCS Category and Description  | Non- Emergency<br>Department Procedures |              | Emergency<br>Department |              | Total Outpatient<br>Procedures |              |
|---|---|--------------|-------------------------|--------------|--------------------------------|--------------|
|   | Count                                   | Group %      | Count                   | Group %      | Count                          | Group %      |
| <b>CPT Procedure Group 14: Operations on the musculoskeletal system</b> |   |              |                         |              |                                |              |
| 142 Partial excision bone   | 600                                     | 4.2          | 3                       | 0.2          | 603                            | 3.7          |
| 143 Bunionectomy or repair of toe deformities                           | 538                                     | 3.7          | 1                       | 0.1          | 539                            | 3.3          |
| 144 Treatment, facial fracture or dislocation                           | 81                                      | 0.6          | 43                      | 2.2          | 124                            | 0.8          |
| 145 Treatment, fracture or disloc of radius & ulna                      | 308                                     | 2.1          | 597                     | 30.1         | 905                            | 5.5          |
| 146 Treatment, fracture or disloc of hip & femur                        | 13                                      | 0.1          | 52                      | 2.6          | 65                             | 0.4          |
| 147 Treatment, fracture or disloc of lower extremity                    | 286                                     | 2.0          | 271                     | 13.7         | 557                            | 3.4          |
| 148 Other fracture & dislocation procedure                              | 411                                     | 2.8          | 631                     | 31.8         | 1,042                          | 6.4          |
| 149 Arthroscopy   | 683                                     | 4.7          | 2                       | 0.1          | 685                            | 4.2          |
| 150 Division of joint capsule, ligament or cartilage                    | 140                                     | 1.0          | 0                       | 0.0          | 140                            | 0.9          |
| 151 Excision of semilunar cartilage of knee                             | 1,713                                   | 11.9         | 3                       | 0.2          | 1,716                          | 10.5         |
| 152 Arthroplasty knee   | 39                                      | 0.3          | 0                       | 0.0          | 39                             | 0.2          |
| 154 Arthroplasty other than hip or knee                                 | 591                                     | 4.1          | 0                       | 0.0          | 591                            | 3.6          |
| 155 Arthrocentesis  | 2,828                                   | 19.6         | 219                     | 11.0         | 3,047                          | 18.6         |
| 156 Injections & aspirations of muscles, tendons, etc.                  | 760                                     | 5.3          | 11                      | 0.6          | 771                            | 4.7          |
| 157 Amputation of lower extremity                                       | 91                                      | 0.6          | 0                       | 0.0          | 91                             | 0.6          |
| 158 Spinal fusion   | 203                                     | 1.4          | 0                       | 0.0          | 203                            | 1.2          |
| 159 Other diagnostic procedures on musculoskeletal system               | 194                                     | 1.3          | 6                       | 0.3          | 200                            | 1.2          |
| 160 Other therapeutic procedures on muscles & tendons                   | 2,484                                   | 17.2         | 84                      | 4.2          | 2,568                          | 15.7         |
| 161 Other OR therapeutic procedures on bone                             | 808                                     | 5.6          | 4                       | 0.2          | 812                            | 4.9          |
| 162 Other OR therapeutic procedures on joints                           | 1,491                                   | 10.3         | 11                      | 0.6          | 1,502                          | 9.2          |
| 163 Other non-OR therapeutic procedures on musc system                  | 3                                       | 0.0          | 5                       | 0.3          | 8                              | 0.0          |
| 164 Other OR therapeutic procedures on musc system                      | 158                                     | 1.1          | 39                      | 2.0          | 197                            | 1.2          |
| <b>Total</b>  | <b>14,423</b>                           | <b>100.0</b> | <b>1,982</b>            | <b>100.0</b> | <b>16,405</b>                  | <b>100.0</b> |

All 2009 Outpatient CPT/HCPCS procedures and services. Each outpatient visit may have multiple CPT/HCPCS codes.  
CCS CPT Procedure Groups can be found in Appendix O5.

**Table O16**  
**Clinical Classification Software (CCS) Single Level Category Within Higher Level Group for CPT/HCPCS Procedures**  
**2009 Outpatient Procedures Performed in Vermont Hospitals**

| CCS Category and Description   | Non- Emergency<br>Department Procedures |              | Emergency<br>Department |              | Total Outpatient<br>Procedures |              |
|--|---|--------------|-------------------------|--------------|--------------------------------|--------------|
|  | Count                                   | Group %      | Count                   | Group %      | Count                          | Group %      |
| <b>CPT Procedure Group 15: Operations on the integumentary system</b>              |   |              |                         |              |                                |              |
| 165 Breast biopsy & other diagnostic procedures on breast                          | 2,625                                   | 11.7         | 3                       | 0.0          | 2,628                          | 8.2          |
| 166 Lumpectomy, quadrantectomy of breast   | 736                                     | 3.3          | 0                       | 0.0          | 736                            | 2.3          |
| 167 Mastectomy   | 64                                      | 0.3          | 0                       | 0.0          | 64                             | 0.2          |
| 168 Incision & drainage, skin & subcutaneous tissue                                | 370                                     | 1.6          | 1,288                   | 13.7         | 1,658                          | 5.2          |
| 169 Debridement of wound, infection or burn  | 528                                     | 2.3          | 281                     | 3.0          | 809                            | 2.5          |
| 170 Excision of skin lesion  | 7,213                                   | 32.1         | 97                      | 1.0          | 7,310                          | 22.9         |
| 171 Suture of skin & subcutaneous tissue   | 2,060                                   | 9.2          | 7,095                   | 75.7         | 9,155                          | 28.7         |
| 172 Skin graft   | 562                                     | 2.5          | 10                      | 0.1          | 572                            | 1.8          |
| 173 Other diagnostic proc on skin & subcutaneous tissue                            | 2,796                                   | 12.4         | 11                      | 0.1          | 2,807                          | 8.8          |
| 174 Other non-OR therapeutic procedures on skin & breast                           | 4,890                                   | 21.7         | 442                     | 4.7          | 5,332                          | 16.7         |
| 175 Other OR therapeutic procedures on skin & breast                               | 640                                     | 2.8          | 151                     | 1.6          | 791                            | 2.5          |
| <b>Total</b>   | <b>22,484</b>                           | <b>100.0</b> | <b>9,378</b>            | <b>100.0</b> | <b>31,862</b>                  | <b>100.0</b> |
| <b>CPT Procedure Group 16: Miscellaneous diagnostic and therapeutic procedures</b> |   |              |                         |              |                                |              |
| 176 Other organ transplantation  | 2                                       | 0.0          | 0                       | 0.0          | 2                              | 0.0          |
| 177 Computerized axial tomography (CT) scan head                                   | 6,747                                   | 0.3          | 12,690                  | 1.7          | 19,437                         | 0.7          |
| 178 CT scan chest  | 9,121                                   | 0.5          | 2,651                   | 0.4          | 11,772                         | 0.4          |
| 179 CT scan abdomen  | 24,922                                  | 1.3          | 18,329                  | 2.4          | 43,251                         | 1.6          |
| 180 Other CT scan  | 6,224                                   | 0.3          | 3,679                   | 0.5          | 9,903                          | 0.4          |
| 181 Myelogram  | 255                                     | 0.0          | 2                       | 0.0          | 257                            | 0.0          |
| 182 Mammography  | 80,418                                  | 4.1          | 15                      | 0.0          | 80,433                         | 2.9          |
| 183 Routine chest X-ray  | 33,699                                  | 1.7          | 36,320                  | 4.8          | 70,019                         | 2.6          |
| 184 Intraoperative cholangiogram   | 271                                     | 0.0          | 12                      | 0.0          | 283                            | 0.0          |
| 185 Upper gastrointestinal X-ray   | 4,172                                   | 0.2          | 89                      | 0.0          | 4,261                          | 0.2          |
| 186 Lower gastrointestinal X-ray   | 354                                     | 0.0          | 9                       | 0.0          | 363                            | 0.0          |
| 187 Intravenous pyelogram  | 140                                     | 0.0          | 5                       | 0.0          | 145                            | 0.0          |
| 188 Cerebral arteriogram   | 256                                     | 0.0          | 3                       | 0.0          | 259                            | 0.0          |
| 189 Contrast aortogram   | 326                                     | 0.0          | 31                      | 0.0          | 357                            | 0.0          |
| 190 Contrast arteriogram of femoral & lower extremity arteries                     | 54                                      | 0.0          | 1                       | 0.0          | 55                             | 0.0          |
| 191 Arterio- or venogram (not heart & head)  | 1,506                                   | 0.1          | 237                     | 0.0          | 1,743                          | 0.1          |
| 192 Diagnostic ultrasound of head & neck   | 7,044                                   | 0.4          | 331                     | 0.0          | 7,375                          | 0.3          |

All 2009 Outpatient CPT/HCPCS procedures and services. Each outpatient visit may have multiple CPT/HCPCS codes.  
 CCS CPT Procedure Groups can be found in Appendix O5.

**Table O16**  
**Clinical Classification Software (CCS) Single Level Category Within Higher Level Group for CPT/HCPCS Procedures**  
**2009 Outpatient Procedures Performed in Vermont Hospitals**

| CCS Category and Description   | Non- Emergency<br>Department Procedures |         | Emergency<br>Department |         | Total Outpatient<br>Procedures |         |
|--|---|---------|-------------------------|---------|--------------------------------|---------|
|  | Count                                   | Group % | Count                   | Group % | Count                          | Group % |
| <b>CPT Procedure Group 16: Miscellaneous diagnostic and therapeutic procedures (continued)</b> |   |         |                         |         |                                |         |
| 193 Diagnostic ultrasound of heart (echocardiogram)  | 16,591                                  | 0.8     | 1,681                   | 0.2     | 18,272                         | 0.7     |
| 195 Diagnostic ultrasound of urinary tract   | 21                                      | 0.0     | 2                       | 0.0     | 23                             | 0.0     |
| 196 Diagnostic ultrasound of abdomen or retroperitoneum  | 14,177                                  | 0.7     | 3,141                   | 0.4     | 17,318                         | 0.6     |
| 197 Other diagnostic ultrasound  | 39,777                                  | 2.0     | 5,617                   | 0.7     | 45,394                         | 1.7     |
| 198 Magnetic resonance imaging   | 37,576                                  | 1.9     | 1,553                   | 0.2     | 39,129                         | 1.4     |
| 199 Electroencephalogram (EEG)   | 2,066                                   | 0.1     | 92                      | 0.0     | 2,158                          | 0.1     |
| 200 Nonoperative urinary system measurements   | 33,146                                  | 1.7     | 28,832                  | 3.8     | 61,978                         | 2.3     |
| 201 Cardiac stress tests   | 6,603                                   | 0.3     | 1,028                   | 0.1     | 7,631                          | 0.3     |
| 202 Electrocardiogram  | 18,587                                  | 0.9     | 39,216                  | 5.2     | 57,803                         | 2.1     |
| 203 Electrographic cardiac monitoring  | 8,100                                   | 0.4     | 1,001                   | 0.1     | 9,101                          | 0.3     |
| 205 Arterial blood gases   | 673                                     | 0.0     | 1,409                   | 0.2     | 2,082                          | 0.1     |
| 206 Microscopic exam (bacterial smear, culture, toxicology)                                    | 334,220                                 | 16.9    | 92,842                  | 12.4    | 427,062                        | 15.6    |
| 207 Radioisotope bone scan   | 2,752                                   | 0.1     | 11                      | 0.0     | 2,763                          | 0.1     |
| 208 Radioisotope pulmonary scan  | 79                                      | 0.0     | 29                      | 0.0     | 108                            | 0.0     |
| 209 Radioisotope scan & function studies   | 13,734                                  | 0.7     | 2,091                   | 0.3     | 15,825                         | 0.6     |
| 210 Other radioisotope scan  | 943                                     | 0.0     | 110                     | 0.0     | 1,053                          | 0.0     |
| 211 Therapeutic radiology  | 38,213                                  | 1.9     | 40                      | 0.0     | 38,253                         | 1.4     |
| 212 Diagnostic physical therapy  | 28,695                                  | 1.4     | 1,210                   | 0.2     | 29,905                         | 1.1     |
| 213 Physical therapy exercises, manipulation & other proc                                      | 216,659                                 | 10.9    | 991                     | 0.1     | 217,650                        | 8.0     |
| 214 Traction, splints & other wound care   | 5,599                                   | 0.3     | 5,464                   | 0.7     | 11,063                         | 0.4     |
| 215 Other physical therapy & rehabilitation  | 23,442                                  | 1.2     | 141                     | 0.0     | 23,583                         | 0.9     |
| 216 Respiratory intubation & mechanical ventilation  | 23                                      | 0.0     | 308                     | 0.0     | 331                            | 0.0     |
| 217 Other respiratory therapy  | 1,870                                   | 0.1     | 7,537                   | 1.0     | 9,407                          | 0.3     |
| 218 Psychological & psychiatric evaluation & therapy   | 18,908                                  | 1.0     | 64                      | 0.0     | 18,972                         | 0.7     |
| 219 Alcohol & drug rehabilitation/detoxification   | 160                                     | 0.0     | 0                       | 0.0     | 160                            | 0.0     |
| 220 Ophthalmologic & otologic diagnosis & treatment  | 9,084                                   | 0.5     | 76                      | 0.0     | 9,160                          | 0.3     |
| 222 Blood transfusion  | 5,913                                   | 0.3     | 717                     | 0.1     | 6,630                          | 0.2     |
| 224 Cancer chemotherapy  | 21,019                                  | 1.1     | 15                      | 0.0     | 21,034                         | 0.8     |
| 225 Conversion of cardiac rhythm   | 167                                     | 0.0     | 1                       | 0.0     | 168                            | 0.0     |
| 226 Other diagnostic radiology & related techniques  | 209,472                                 | 10.6    | 66,718                  | 8.9     | 276,190                        | 10.1    |
| 227 Other diagnostic procedures (interview, eval, consult)                                     | 194,833                                 | 9.8     | 249,954                 | 33.3    | 444,787                        | 16.3    |

All 2009 Outpatient CPT/HCPCS procedures and services. Each outpatient visit may have multiple CPT/HCPCS codes.  
 CCS CPT Procedure Groups can be found in Appendix O5.



**Table O16**  
**Clinical Classification Software (CCS) Single Level Category Within Higher Level Group for CPT/HCPCS Procedures**  
**2009 Outpatient Procedures Performed in Vermont Hospitals**

| CCS Category and Description  | Non- Emergency<br>Department Procedures |              | Emergency<br>Department |              | Total Outpatient<br>Procedures |              |
|---|---|--------------|-------------------------|--------------|--------------------------------|--------------|
|   | Count                                   | Group %      | Count                   | Group %      | Count                          | Group %      |
| <b>CPT Procedure Group 16: Miscellaneous diagnostic and therapeutic procedures (continued)</b>                    |   |              |                         |              |                                |              |
| 228 Prophylactic vaccinations & inoculations  | 29,110                                  | 1.5          | 9,180                   | 1.2          | 38,290                         | 1.4          |
| 229 Nonoperative removal of foreign body  | 76                                      | 0.0          | 342                     | 0.0          | 418                            | 0.0          |
| 230 Extracorporeal shock wave lithotripsy, other than urinary   | 2                                       | 0.0          | 0                       | 0.0          | 2                              | 0.0          |
| 231 Other therapeutic procedures  | 474,017                                 | 23.9         | 154,813                 | 20.6         | 628,830                        | 23.0         |
| <b>Total</b>  | <b>1,981,818</b>                        | <b>100.0</b> | <b>750,630</b>          | <b>100.0</b> | <b>2,732,448</b>               | <b>100.0</b> |
| <b>CPT Procedure Group 17: Group of new categories added to effectively represent codes specific to CPT/HCPCS</b> |   |              |                         |              |                                |              |
| 232 Anesthesia  | 4,599                                   | 0.2          | 821                     | 0.2          | 5,420                          | 0.2          |
| 233 Laboratory - Chemistry and Hematology   | 1,640,793                               | 65.5         | 389,498                 | 74.9         | 2,030,291                      | 67.1         |
| 234 Pathology   | 132,392                                 | 5.3          | 1,008                   | 0.2          | 133,400                        | 4.4          |
| 235 Other Laboratory  | 426,707                                 | 17.0         | 28,460                  | 5.5          | 455,167                        | 15.0         |
| 236 Home Health Services  | 2                                       | 0.0          | 0                       | 0.0          | 2                              | 0.0          |
| 237 Ancillary Services  | 10,629                                  | 0.4          | 7,665                   | 1.5          | 18,294                         | 0.6          |
| 239 Transportation - patient, provider, equipment   | 158                                     | 0.0          | 0                       | 0.0          | 158                            | 0.0          |
| 240 Medications (Injections, infusions and other forms)   | 245,391                                 | 9.8          | 77,816                  | 15.0         | 323,207                        | 10.7         |
| 241 Visual aids and other optical supplies  | 1,619                                   | 0.1          | 2                       | 0.0          | 1,621                          | 0.1          |
| 243 DME and supplies  | 43,626                                  | 1.7          | 15,095                  | 2.9          | 58,721                         | 1.9          |
| 244 Gastric bypass and volume reduction   | 59                                      | 0.0          | 0                       | 0.0          | 59                             | 0.0          |
| <b>Total</b>  | <b>2,505,975</b>                        | <b>100.0</b> | <b>520,365</b>          | <b>100.0</b> | <b>3,026,340</b>               | <b>100.0</b> |
| <b>CPT Procedure Group 99: Missing</b>  |   |              |                         |              |                                |              |
| CPT/HCPCS present but no assigned CCS group   | <b>2,686</b>                            | <b>100.0</b> | <b>136</b>              | <b>100.0</b> | <b>2,822</b>                   | <b>100.0</b> |
| <b>Totals for All Procedures</b>  | <b>4,692,858</b>                        | <b>100.0</b> | <b>1,290,952</b>        | <b>100.0</b> | <b>5,983,810</b>               | <b>100.0</b> |

All 2009 Outpatient CPT/HCPCS procedures and services. Each outpatient visit may have multiple CPT/HCPCS codes.  
 CCS CPT Procedure Groups can be found in Appendix O5.

**Table O17**  
**Clinical Classification Software (CCS) Single Level Category**  
**Within CCSCPT Group 16: Miscellaneous Diagnostic and Therapeutic Procedures**  
**2009 Outpatient Procedures by VT Hospitals**

**Non-Emergency Department Procedures**

| <b>CCS Category and Description</b>                            | <b>BRAT</b> | <b>CVMC</b> | <b>COPL</b> | <b>FAHC</b> | <b>GIFF</b> | <b>GRAC</b> | <b>MT.A.</b> | <b>NCTY</b> | <b>NEVT</b> | <b>NWST</b> | <b>PORT</b> | <b>RRMC</b> | <b>SWVT</b> | <b>SPRF</b> | <b>Total</b> |
|--|-------------|-------------|-------------|-------------|-------------|-------------|--------------|-------------|-------------|-------------|-------------|-------------|-------------|-------------|--------------|
| 176 Other organ transplantation                                | 0           | 0           | 0           | 2           | 0           | 0           | 0            | 0           | 0           | 0           | 0           | 0           | 0           | 0           | 2            |
| 177 Computerized axial tomography (CT) scan head               | 307         | 629         | 264         | 2,581       | 221         | 109         | 133          | 304         | 171         | 375         | 248         | 542         | 605         | 258         | 6,747        |
| 178 CT scan chest  | 408         | 795         | 181         | 4,020       | 161         | 109         | 105          | 484         | 213         | 406         | 305         | 788         | 945         | 201         | 9,121        |
| 179 CT scan abdomen  | 1,293       | 2,539       | 616         | 8,979       | 681         | 288         | 399          | 1,240       | 623         | 1,357       | 1,165       | 2,596       | 2,299       | 847         | 24,922       |
| 180 Other CT scan  | 610         | 368         | 171         | 2,888       | 105         | 35          | 71           | 127         | 59          | 374         | 137         | 664         | 492         | 123         | 6,224        |
| 181 Myelogram  | 1           | 0           | 0           | 235         | 0           | 0           | 0            | 0           | 0           | 0           | 0           | 17          | 2           | 0           | 255          |
| 182 Mammography  | 5,974       | 10,825      | 2,809       | 26,998      | 3,035       | 0           | 1,501        | 3,281       | 4,022       | 3,216       | 4,061       | 9,555       | 1,779       | 3,362       | 80,418       |
| 183 Routine chest X-ray  | 2,287       | 2,991       | 1,022       | 9,867       | 1,117       | 636         | 1,073        | 1,774       | 1,763       | 1,705       | 1,492       | 3,793       | 2,769       | 1,410       | 33,699       |
| 184 Intraoperative cholangiogram                               | 1           | 58          | 0           | 107         | 3           | 0           | 3            | 2           | 16          | 62          | 0           | 7           | 6           | 6           | 271          |
| 185 Upper gastrointestinal X-ray                               | 277         | 278         | 61          | 1,380       | 132         | 0           | 60           | 171         | 199         | 161         | 353         | 578         | 402         | 120         | 4,172        |
| 186 Lower gastrointestinal X-ray                               | 39          | 9           | 6           | 171         | 12          | 0           | 3            | 15          | 11          | 29          | 11          | 28          | 7           | 13          | 354          |
| 187 Intravenous pyelogram                                      | 3           | 1           | 2           | 26          | 0           | 0           | 0            | 0           | 0           | 12          | 9           | 53          | 2           | 32          | 140          |
| 188 Cerebral arteriogram                                       | 0           | 0           | 0           | 256         | 0           | 0           | 0            | 0           | 0           | 0           | 0           | 0           | 0           | 0           | 256          |
| 189 Contrast aortogram   | 0           | 1           | 0           | 240         | 2           | 0           | 0            | 0           | 0           | 0           | 0           | 83          | 0           | 0           | 326          |
| 190 Contrast arteriogram of femoral & lower extremity arteries | 0           | 0           | 0           | 52          | 0           | 0           | 0            | 1           | 0           | 0           | 0           | 1           | 0           | 0           | 54           |
| 191 Arterio- or venogram (not heart & head)                    | 1           | 22          | 16          | 1,383       | 4           | 0           | 0            | 18          | 0           | 0           | 0           | 24          | 37          | 1           | 1,506        |
| 192 Diagnostic ultrasound of head & neck                       | 432         | 551         | 152         | 2,690       | 276         | 0           | 24           | 332         | 147         | 278         | 288         | 1,004       | 624         | 246         | 7,044        |
| 193 Diagnostic ultrasound of heart (echocardiogram)            | 1,649       | 591         | 67          | 7,558       | 497         | 0           | 179          | 2,467       | 504         | 242         | 410         | 770         | 389         | 1,268       | 16,591       |
| 195 Diagnostic ultrasound of urinary tract                     | 0           | 0           | 0           | 21          | 0           | 0           | 0            | 0           | 0           | 0           | 0           | 0           | 0           | 0           | 21           |
| 196 Diagnostic ultrasound of abdomen or retroperitoneum        | 827         | 1,371       | 570         | 4,740       | 331         | 0           | 216          | 648         | 448         | 1,017       | 600         | 1,575       | 1,298       | 536         | 14,177       |
| 197 Other diagnostic ultrasound                                | 2,375       | 3,624       | 1,936       | 11,155      | 2,279       | 0           | 652          | 1,452       | 1,041       | 2,557       | 1,082       | 3,881       | 5,667       | 2,076       | 39,777       |
| 198 Magnetic resonance imaging                                 | 1,914       | 3,027       | 1,042       | 14,306      | 1,263       | 0           | 517          | 1,401       | 914         | 2,078       | 1,264       | 4,717       | 3,705       | 1,428       | 37,576       |
| 199 Electroencephalogram (EEG)                                 | 108         | 224         | 562         | 701         | 84          | 0           | 0            | 68          | 79          | 0           | 0           | 170         | 70          | 0           | 2,066        |
| 200 Nonoperative urinary system measurements                   | 3,253       | 2,172       | 1,004       | 10,894      | 2,099       | 41          | 249          | 92          | 2,001       | 786         | 1,054       | 6,031       | 2,623       | 847         | 33,146       |
| 201 Cardiac stress tests                                       | 613         | 121         | 290         | 2,670       | 311         | 0           | 1            | 366         | 374         | 507         | 333         | 152         | 598         | 267         | 6,603        |
| 202 Electrocardiogram  | 1,258       | 1,195       | 448         | 7,029       | 1,491       | 790         | 460          | 934         | 384         | 829         | 445         | 1,240       | 1,784       | 300         | 18,587       |
| 203 Electrographic cardiac monitoring                          | 611         | 90          | 20          | 5,130       | 179         | 78          | 55           | 596         | 264         | 342         | 66          | 466         | 0           | 203         | 8,100        |
| 205 Arterial blood gases                                       | 97          | 164         | 16          | 140         | 15          | 1           | 1            | 45          | 70          | 10          | 18          | 62          | 20          | 14          | 673          |
| 206 Microscopic exam (bacterial smear, culture, toxicology)    | 14,912      | 30,520      | 10,096      | 129,635     | 12,760      | 4,109       | 7,096        | 12,239      | 17,003      | 14,299      | 15,393      | 24,919      | 27,424      | 13,815      | 334,220      |
| 207 Radioisotope bone scan                                     | 130         | 219         | 55          | 1,294       | 95          | 0           | 0            | 133         | 71          | 112         | 133         | 245         | 152         | 113         | 2,752        |
| 208 Radioisotope pulmonary scan                                | 3           | 6           | 1           | 27          | 3           | 0           | 0            | 8           | 2           | 0           | 13          | 3           | 11          | 2           | 79           |
| 209 Radioisotope scan & function studies                       | 1,342       | 241         | 442         | 5,902       | 722         | 0           | 0            | 148         | 864         | 550         | 452         | 799         | 1,711       | 561         | 13,734       |
| 210 Other radioisotope scan                                    | 37          | 95          | 34          | 218         | 19          | 0           | 0            | 41          | 43          | 170         | 18          | 120         | 124         | 24          | 943          |

**Table O17**  
**Clinical Classification Software (CCS) Single Level Category**  
**Within CCSCPT Group 16: Miscellaneous Diagnostic and Therapeutic Procedures**  
**2009 Outpatient Procedures by VT Hospitals**

**Non-Emergency Department Procedures**

| <b>CCS Category and Description</b>                           | <b>BRAT</b>    | <b>CVMC</b>    | <b>COPL</b>   | <b>FAHC</b>    | <b>GIFF</b>    | <b>GRAC</b>   | <b>MT.A.</b>  | <b>NCTY</b>   | <b>NEVT</b>    | <b>NWST</b>   | <b>PORT</b>   | <b>RRMC</b>    | <b>SWVT</b>    | <b>SPRF</b>   | <b>Total</b>     |
|---|----------------|----------------|---------------|----------------|----------------|---------------|---------------|---------------|----------------|---------------|---------------|----------------|----------------|---------------|------------------|
| 211 Therapeutic radiology                                     | 0              | 386            | 0             | 28,803         | 0              | 0             | 0             | 0             | 0              | 0             | 0             | 9,024          | 0              | 0             | 38,213           |
| 212 Diagnostic physical therapy                               | 1,564          | 3,958          | 1,222         | 7,358          | 2,828          | 496           | 728           | 1,767         | 3,371          | 2,238         | 68            | 1,434          | 24             | 1,639         | 28,695           |
| 213 Physical therapy exercises, manipulation & other proc     | 19,564         | 10,266         | 13,466        | 41,308         | 23,635         | 5,934         | 10,524        | 13,064        | 32,989         | 19,912        | 3             | 12,195         | 22             | 13,777        | 216,659          |
| 214 Traction, splints & other wound care                      | 433            | 332            | 654           | 1,073          | 393            | 120           | 86            | 955           | 474            | 325           | 0             | 600            | 43             | 111           | 5,599            |
| 215 Other physical therapy & rehabilitation                   | 2,340          | 817            | 991           | 6,197          | 1,632          | 103           | 678           | 1,718         | 3,146          | 1,425         | 0             | 3,510          | 69             | 816           | 23,442           |
| 216 Respiratory intubation & mechanical ventilation           | 2              | 0              | 0             | 8              | 1              | 0             | 0             | 1             | 0              | 1             | 0             | 1              | 7              | 2             | 23               |
| 217 Other respiratory therapy                                 | 45             | 132            | 68            | 580            | 270            | 7             | 27            | 98            | 131            | 96            | 12            | 299            | 14             | 91            | 1,870            |
| 218 Psychological & psychiatric evaluation & therapy          | 4              | 139            | 0             | 8,712          | 0              | 0             | 7             | 0             | 0              | 0             | 0             | 7,728          | 0              | 2,318         | 18,908           |
| 219 Alcohol & drug rehabilitation/detoxification              | 0              | 0              | 0             | 1              | 0              | 0             | 0             | 0             | 0              | 0             | 0             | 0              | 0              | 159           | 160              |
| 220 Ophthalmologic & otologic diagnosis & treatment           | 52             | 77             | 22            | 8,010          | 72             | 7             | 60            | 333           | 43             | 33            | 35            | 134            | 21             | 185           | 9,084            |
| 222 Blood transfusion   | 1,323          | 218            | 83            | 2,277          | 32             | 18            | 75            | 134           | 218            | 184           | 288           | 728            | 195            | 140           | 5,913            |
| 224 Cancer chemotherapy                                       | 1,735          | 10             | 311           | 12,216         | 291            | 0             | 410           | 771           | 14             | 0             | 0             | 3,392          | 1,560          | 309           | 21,019           |
| 225 Conversion of cardiac rhythm                              | 0              | 0              | 0             | 167            | 0              | 0             | 0             | 0             | 0              | 0             | 0             | 0              | 0              | 0             | 167              |
| 226 Other diagnostic radiology & related techniques           | 17,645         | 20,042         | 8,793         | 80,400         | 10,285         | 1,665         | 3,642         | 7,968         | 9,683          | 14,442        | 7,157         | 9,004          | 8,867          | 9,879         | 209,472          |
| 227 Other diagnostic procedures (interview, eval, consult)    | 5,972          | 18,969         | 1,509         | 98,506         | 17,769         | 2             | 3,330         | 1,383         | 6,855          | 101           | 6,160         | 19,883         | 9,137          | 5,257         | 194,833          |
| 228 Prophylactic vaccinations & inoculations                  | 60             | 4,710          | 141           | 12,020         | 2,691          | 0             | 238           | 132           | 104            | 125           | 577           | 264            | 7,979          | 69            | 29,110           |
| 229 Nonoperative removal of foreign body                      | 1              | 3              | 0             | 64             | 0              | 0             | 0             | 1             | 2              | 0             | 2             | 0              | 3              | 0             | 76               |
| 230 Extracorporeal shock wave lithotripsy, other than urinary | 0              | 0              | 0             | 2              | 0              | 0             | 0             | 0             | 0              | 0             | 0             | 0              | 0              | 0             | 2                |
| 231 Other therapeutic procedures                              | 38,779         | 48,386         | 17,173        | 119,146        | 22,417         | 8,375         | 13,252        | 26,787        | 18,282         | 14,684        | 21,063        | 67,422         | 36,916         | 21,335        | 474,017          |
| <b>Total</b>  | <b>130,281</b> | <b>171,172</b> | <b>66,316</b> | <b>690,143</b> | <b>110,213</b> | <b>22,923</b> | <b>45,855</b> | <b>83,499</b> | <b>106,598</b> | <b>85,040</b> | <b>64,715</b> | <b>200,501</b> | <b>120,402</b> | <b>84,160</b> | <b>1,981,818</b> |

**Table O17**  
**Clinical Classification Software (CCS) Single Level Category**  
**Within CCSCPT Group 16: Miscellaneous Diagnostic and Therapeutic Procedures**  
**2009 Outpatient Procedures by VT Hospitals**

**Emergency Department Procedures**

| <b>CCS Category and Description</b>                            | <b>BRAT</b> | <b>CVMC</b> | <b>COPL</b> | <b>FAHC</b> | <b>GIFF</b> | <b>GRAC</b> | <b>MT.A.</b> | <b>NCTY</b> | <b>NEVT</b> | <b>NWST</b> | <b>PORT</b> | <b>RRMC</b> | <b>SWVT</b> | <b>SPRF</b> | <b>Total</b> |
|--|-------------|-------------|-------------|-------------|-------------|-------------|--------------|-------------|-------------|-------------|-------------|-------------|-------------|-------------|--------------|
| 177 Computerized axial tomography (CT) scan head               | 638         | 1,186       | 470         | 2,468       | 324         | 106         | 273          | 668         | 323         | 1,313       | 542         | 1,939       | 1,385       | 1,055       | 12,690       |
| 178 CT scan chest  | 68          | 310         | 42          | 637         | 35          | 22          | 55           | 81          | 28          | 229         | 91          | 406         | 397         | 250         | 2,651        |
| 179 CT scan abdomen  | 670         | 2,130       | 822         | 3,942       | 387         | 166         | 339          | 867         | 348         | 2,044       | 737         | 2,297       | 2,139       | 1,441       | 18,329       |
| 180 Other CT scan  | 200         | 440         | 171         | 878         | 82          | 19          | 43           | 114         | 30          | 290         | 175         | 581         | 169         | 487         | 3,679        |
| 181 Myelogram  | 0           | 0           | 0           | 2           | 0           | 0           | 0            | 0           | 0           | 0           | 0           | 0           | 0           | 0           | 2            |
| 182 Mammography  | 1           | 3           | 1           | 0           | 2           | 0           | 0            | 0           | 3           | 0           | 2           | 2           | 0           | 1           | 15           |
| 183 Routine chest X-ray  | 1,961       | 3,739       | 1,744       | 5,679       | 1,079       | 353         | 969          | 2,653       | 1,620       | 3,474       | 1,866       | 4,795       | 3,253       | 3,135       | 36,320       |
| 184 Intraoperative cholangiogram                               | 0           | 0           | 0           | 9           | 0           | 0           | 0            | 0           | 1           | 1           | 0           | 0           | 1           | 0           | 12           |
| 185 Upper gastrointestinal X-ray                               | 1           | 5           | 3           | 36          | 5           | 0           | 0            | 1           | 8           | 7           | 5           | 10          | 3           | 5           | 89           |
| 186 Lower gastrointestinal X-ray                               | 1           | 0           | 0           | 4           | 0           | 0           | 0            | 0           | 1           | 1           | 1           | 0           | 0           | 1           | 9            |
| 187 Intravenous pyelogram                                      | 0           | 0           | 4           | 0           | 0           | 0           | 0            | 0           | 0           | 0           | 0           | 1           | 0           | 0           | 5            |
| 188 Cerebral arteriogram                                       | 0           | 0           | 0           | 3           | 0           | 0           | 0            | 0           | 0           | 0           | 0           | 0           | 0           | 0           | 3            |
| 189 Contrast aortogram   | 0           | 4           | 0           | 8           | 0           | 0           | 0            | 0           | 0           | 0           | 0           | 19          | 0           | 0           | 31           |
| 190 Contrast arteriogram of femoral & lower extremity arteries | 0           | 0           | 0           | 1           | 0           | 0           | 0            | 0           | 0           | 0           | 0           | 0           | 0           | 0           | 1            |
| 191 Arterio- or venogram (not heart & head)                    | 0           | 18          | 33          | 108         | 1           | 0           | 0            | 1           | 0           | 0           | 0           | 9           | 62          | 5           | 237          |
| 192 Diagnostic ultrasound of head & neck                       | 12          | 39          | 23          | 37          | 12          | 0           | 0            | 7           | 4           | 46          | 10          | 98          | 34          | 9           | 331          |
| 193 Diagnostic ultrasound of heart (echocardiogram)            | 52          | 347         | 15          | 231         | 55          | 0           | 5            | 43          | 20          | 52          | 22          | 481         | 262         | 96          | 1,681        |
| 195 Diagnostic ultrasound of urinary tract                     | 0           | 0           | 0           | 2           | 0           | 0           | 0            | 0           | 0           | 0           | 0           | 0           | 0           | 0           | 2            |
| 196 Diagnostic ultrasound of abdomen or retroperitoneum        | 52          | 166         | 108         | 1,426       | 36          | 0           | 26           | 48          | 24          | 194         | 92          | 377         | 438         | 154         | 3,141        |
| 197 Other diagnostic ultrasound                                | 96          | 430         | 184         | 2,239       | 81          | 0           | 56           | 133         | 68          | 453         | 95          | 781         | 697         | 304         | 5,617        |
| 198 Magnetic resonance imaging                                 | 18          | 67          | 20          | 981         | 21          | 0           | 8            | 15          | 2           | 43          | 26          | 144         | 159         | 49          | 1,553        |
| 199 Electroencephalogram (EEG)                                 | 6           | 4           | 14          | 35          | 3           | 0           | 0            | 1           | 1           | 0           | 0           | 22          | 6           | 0           | 92           |
| 200 Nonoperative urinary system measurements                   | 2,058       | 265         | 1,298       | 8,603       | 1,137       | 195         | 270          | 461         | 693         | 5,653       | 1,750       | 4,587       | 1,626       | 236         | 28,832       |
| 201 Cardiac stress tests                                       | 4           | 203         | 19          | 283         | 45          | 0           | 0            | 8           | 4           | 9           | 21          | 100         | 291         | 41          | 1,028        |
| 202 Electrocardiogram  | 1,444       | 3,838       | 1,571       | 6,153       | 1,382       | 395         | 1,933        | 2,321       | 1,477       | 2,822       | 5,602       | 4,520       | 3,287       | 2,471       | 39,216       |
| 203 Electrographic cardiac monitoring                          | 28          | 7           | 227         | 29          | 7           | 14          | 5            | 46          | 55          | 162         | 304         | 92          | 0           | 25          | 1,001        |
| 205 Arterial blood gases                                       | 45          | 197         | 73          | 74          | 33          | 5           | 27           | 214         | 42          | 175         | 80          | 120         | 166         | 158         | 1,409        |
| 206 Microscopic exam (bacterial smear, culture, toxicology)    | 6,403       | 9,668       | 4,506       | 12,513      | 2,570       | 817         | 2,955        | 9,187       | 4,333       | 6,388       | 5,764       | 8,483       | 7,921       | 11,334      | 92,842       |
| 207 Radioisotope bone scan                                     | 2           | 2           | 0           | 2           | 0           | 0           | 0            | 0           | 1           | 0           | 2           | 2           | 0           | 0           | 11           |
| 208 Radioisotope pulmonary scan                                | 0           | 0           | 0           | 7           | 0           | 0           | 0            | 1           | 0           | 0           | 0           | 6           | 15          | 0           | 29           |
| 209 Radioisotope scan & function studies                       | 10          | 763         | 12          | 537         | 123         | 0           | 0            | 0           | 6           | 0           | 25          | 218         | 326         | 71          | 2,091        |
| 210 Other radioisotope scan                                    | 0           | 8           | 1           | 22          | 1           | 0           | 0            | 0           | 1           | 0           | 2           | 36          | 34          | 5           | 110          |
| 211 Therapeutic radiology                                      | 0           | 0           | 0           | 6           | 0           | 0           | 0            | 0           | 0           | 0           | 0           | 33          | 1           | 0           | 40           |

**Table O17**  
**Clinical Classification Software (CCS) Single Level Category**  
**Within CCSCPT Group 16: Miscellaneous Diagnostic and Therapeutic Procedures**  
**2009 Outpatient Procedures by VT Hospitals**

**Emergency Department Procedures**

| <b>CCS Category and Description</b>                        | <b>BRAT</b>   | <b>CVMC</b>   | <b>COPL</b>   | <b>FAHC</b>    | <b>GIFF</b>   | <b>GRAC</b>  | <b>MT.A.</b>  | <b>NCTY</b>   | <b>NEVT</b>   | <b>NWST</b>   | <b>PORT</b>   | <b>RRMC</b>   | <b>SWVT</b>   | <b>SPRF</b>   | <b>Total</b>   |
|--|---------------|---------------|---------------|----------------|---------------|--------------|---------------|---------------|---------------|---------------|---------------|---------------|---------------|---------------|----------------|
| 212 Diagnostic physical therapy                            | 68            | 152           | 69            | 172            | 47            | 0            | 20            | 32            | 10            | 36            | 42            | 379           | 162           | 21            | 1,210          |
| 213 Physical therapy exercises, manipulation & other proc  | 148           | 196           | 84            | 133            | 22            | 2            | 13            | 4             | 11            | 52            | 27            | 136           | 146           | 17            | 991            |
| 214 Traction, splints & other wound care                   | 0             | 513           | 53            | 1,807          | 9             | 0            | 27            | 518           | 398           | 275           | 36            | 673           | 1,155         | 0             | 5,464          |
| 215 Other physical therapy & rehabilitation                | 2             | 3             | 50            | 41             | 2             | 0            | 5             | 0             | 1             | 0             | 0             | 32            | 5             | 0             | 141            |
| 216 Respiratory intubation & mechanical ventilation        | 1             | 47            | 10            | 28             | 5             | 0            | 11            | 10            | 11            | 55            | 30            | 39            | 42            | 19            | 308            |
| 217 Other respiratory therapy                              | 9             | 1,427         | 110           | 1,795          | 257           | 13           | 159           | 606           | 313           | 1,239         | 436           | 291           | 58            | 824           | 7,537          |
| 218 Psychological & psychiatric evaluation & therapy       | 0             | 1             | 0             | 59             | 0             | 0            | 0             | 0             | 0             | 0             | 0             | 4             | 0             | 0             | 64             |
| 220 Ophthalmologic & otologic diagnosis & treatment        | 1             | 3             | 4             | 34             | 3             | 0            | 2             | 3             | 4             | 3             | 0             | 17            | 2             | 0             | 76             |
| 222 Blood transfusion                                      | 76            | 47            | 26            | 125            | 6             | 4            | 10            | 50            | 35            | 122           | 42            | 63            | 56            | 55            | 717            |
| 224 Cancer chemotherapy                                    | 1             | 0             | 0             | 6              | 1             | 0            | 0             | 4             | 2             | 0             | 0             | 1             | 0             | 0             | 15             |
| 225 Conversion of cardiac rhythm                           | 0             | 0             | 0             | 1              | 0             | 0            | 0             | 0             | 0             | 0             | 0             | 0             | 0             | 0             | 1              |
| 226 Other diagnostic radiology & related techniques        | 4,675         | 7,377         | 3,447         | 12,896         | 2,008         | 740          | 1,398         | 4,522         | 2,630         | 7,216         | 3,595         | 7,417         | 4,205         | 4,592         | 66,718         |
| 227 Other diagnostic procedures (interview, eval, consult) | 11,893        | 27,602        | 14,663        | 49,697         | 8,827         | 2,811        | 6,099         | 13,783        | 9,755         | 24,035        | 19,275        | 30,326        | 16,145        | 15,043        | 249,954        |
| 228 Prophylactic vaccinations & inoculations               | 428           | 1,280         | 461           | 2,161          | 228           | 12           | 369           | 282           | 239           | 617           | 440           | 894           | 1,151         | 618           | 9,180          |
| 229 Nonoperative removal of foreign body                   | 0             | 79            | 9             | 79             | 1             | 0            | 1             | 2             | 32            | 18            | 23            | 61            | 37            | 0             | 342            |
| 231 Other therapeutic procedures                           | 5,386         | 17,677        | 3,300         | 26,065         | 5,192         | 1,612        | 3,490         | 4,905         | 7,094         | 20,099        | 9,089         | 23,837        | 14,262        | 12,805        | 154,813        |
| <b>Total</b>   | <b>36,458</b> | <b>80,243</b> | <b>33,647</b> | <b>142,054</b> | <b>24,029</b> | <b>7,286</b> | <b>18,568</b> | <b>41,591</b> | <b>29,628</b> | <b>77,123</b> | <b>50,249</b> | <b>94,329</b> | <b>60,098</b> | <b>55,327</b> | <b>750,630</b> |

## APPENDIX O1 Definitions and Formulae

**Charges:** Charges in this report are defined as hospital "facility" charges that are calculated by subtracting professional fees and patient convenience items charges from the total charge. However, facility charge data are not always reported according to the strict definition and some hospitals may have included salaried and contracted physician fees in their facility charges.

**Clinical Classifications Software (CCS) Grouper:** CCS was developed at the Agency for Healthcare Research and Quality (AHRQ) and is available at the website:

<http://www.hcup-us.ahrq.gov/toolssoftware/ccs/ccs.jsp> .

CCS collapses principal diagnosis and procedure codes into meaningful categories. The single-level diagnosis CCS aggregates illnesses and conditions into more than 260 categories. Similarly, the single-level procedure CCS aggregates procedures into 231 categories, most representing single types of procedures. High level CCS groups further collapse single-level CCS into broad groups based on body systems or condition categories.

**Clinical Classifications Software for CPT and HCPCS Procedures:** CCS classification developed at the Agency for Healthcare Research and Quality (AHRQ) and available at the website:

[http://www.hcup-us.ahrq.gov/toolssoftware/ccs\\_svcsproc/ccssvcproc.jsp](http://www.hcup-us.ahrq.gov/toolssoftware/ccs_svcsproc/ccssvcproc.jsp) This can be used to classify Current Procedural Terminology (CPT) codes and Healthcare Common Procedure Coding System (HCPCS) codes into the same categories as the preceding CCS categories for ICD-9-CM procedures. Additional categories are added to effectively represent codes specific to CPT/HCPCS procedures and services.

**Diagnosis:** The condition, determined after study, which occasioned the patient's admission to the hospital. The accuracy or reliability of the diagnosis depends on several factors including the physician's understanding of the problem and the recorder's ability to fit this to established coding conventions. For those cases with multiple problems, the primary diagnosis may not be the reason for surgery or cause of death.

**Emergency Department (ED) Dataset:** Consists of all records that had an associated revenue code beginning 45 (Emergency Room).

**Expanded Outpatient Dataset:** Consists of all outpatient records that do not have a procedure in the ICD-9-CM code range of 00.0-86.00, nor an ED associated revenue code. Dataset includes all other diagnostic and therapeutic services such as laboratory and radiological services.

**Inpatient Dataset:** Consists of discharge records that were billed as an inpatient stay. Maternal records are included, but newborns are excluded, to avoid duplicate counts. However, newborn records are retained in the Vermont Uniform Hospital Discharge Dataset.

**Observation Bed:** A status recognized by third-party payers-eg Medicare, health insurance companies and others, in which a patient is admitted to the hospital for a period of 23 hrs and 59 minutes or more, depending on the 3rd party, with either a specific 'rule/out' diagnostic consideration-eg, appendicitis, angina, MI, or pneumonia; observation may also refer to a known patient status, in which a previously diagnosed condition is managed under observation-eg, dehydration, anemia, etc; a popular term for a bed occupied by a person in an outpatient observation status. (McGraw-Hill Concise Dictionary of Modern Medicine. © 2002 by The McGraw-Hill Companies, Inc.)

**Outpatient Procedures Dataset:** Consists of outpatient records with a procedure in the ICD-9-CM code range of 00.0-86.00 that were performed in an operating room, ambulatory surgery area, or other outpatient setting.

**Primary Cost Center:** CMS developed mapping tool to map revenue charges on a claim to a cost center. The crosswalk is available at the website: <http://www.cms.hhs.gov/HospitalOutpatientPPS> .

**Principal Payer:** The anticipated principal source of payment of the patient's hospital bill recorded by the hospital on each discharge record.

## APPENDIX O2

### 2009 Clinical Classifications Software (CCS) High-Level and Single-Level Diagnosis Categories

#### CCS High Level Diagnosis Group 1: Infectious and Parasitic Diseases

- 1 Tuberculosis
- 2 Septicemia (except in labor)
- 3 Bacterial infection, unspecified site
- 4 Mycoses
- 5 HIV infection
- 6 Hepatitis
- 7 Viral infection
- 8 Other infections, including parasitic
- 9 Sexually transmitted infections (not HIV or hepatitis)
- 10 Immunizations & screening for infectious disease

#### CCS High Level Diagnosis Group 2: Neoplasms

- 11 Cancer of head & neck
- 12 Cancer of esophagus
- 13 Cancer of stomach
- 14 Cancer of colon
- 15 Cancer of rectum & anus
- 16 Cancer of liver & intrahepatic bile duct
- 17 Cancer of pancreas
- 18 Cancer of other GI organs, peritoneum
- 19 Cancer of bronchus, lung
- 20 Cancer, other respiratory & intrathoracic
- 21 Cancer of bone & connective tissue
- 22 Melanomas of skin
- 23 Other non-epithelial cancer of skin
- 24 Cancer of breast
- 25 Cancer of uterus
- 26 Cancer of cervix
- 27 Cancer of ovary
- 28 Cancer of other female genital organs
- 29 Cancer of prostate
- 30 Cancer of testis
- 31 Cancer of other male genital organs
- 32 Cancer of bladder
- 33 Cancer of kidney & renal pelvis
- 34 Cancer of other urinary organs

- 35 Cancer of brain & nervous system
- 36 Cancer of thyroid
- 37 Hodgkin's disease
- 38 Non-Hodgkin's lymphoma
- 39 Leukemias
- 40 Multiple myeloma
- 41 Cancer, other & unspecified primary
- 42 Secondary malignancies
- 43 Malignant neoplasm without specification of site
- 44 Neoplasms of unspecified nature or uncertain behavior
- 45 Maintenance chemotherapy, radiotherapy
- 46 Benign neoplasm of uterus
- 47 Other & unspecified benign neoplasm

#### CCS High Level Diagnosis Group 3: Endocrine, Nutritional, Metabolic, and Immunity Disorders

- 48 Thyroid disorders
- 49 Diabetes mellitus without complication
- 50 Diabetes mellitus with complications
- 51 Other endocrine disorders
- 52 Nutritional deficiencies
- 53 Disorders of lipid metabolism
- 54 Gout & other crystal arthropathies
- 55 Fluid & electrolyte disorders
- 56 Cystic fibrosis
- 57 Immunity disorders
- 58 Other nutritional, endocrine & metabolic disorders

#### CCS High Level Diagnosis Group 4: Diseases of the Blood and Blood-Forming Organs

- 59 Deficiency & other anemia
- 60 Acute posthemorrhagic anemia
- 61 Sickle cell anemia
- 62 Coagulation & hemorrhagic disorders
- 63 Diseases of white blood cells
- 64 Other hematologic conditions

## APPENDIX O2

### 2009 Clinical Classifications Software (CCS) High-Level and Single-Level Diagnosis Categories

#### CCS High Level Diagnosis Group 5: Mental Disorders

- 650 MHSA: Adjustment disorders
- 651 MHSA: Anxiety disorders
- 652 MHSA: Attention-deficit, conduct, and disruptive behavior disorders
- 653 MHSA: Delirium, dementia, and amnestic and other cognitive disorders
- 654 MHSA: Developmental disorders
- 655 MHSA: Disorders usually diagnosed in infancy, childhood, or adolescence
- 656 MHSA: Impulse control disorders, NEC
- 657 MHSA: Mood disorders
- 658 MHSA: Personality disorders
- 659 MHSA: Schizophrenia and other psychotic disorders
- 660 MHSA: Alcohol-related disorders
- 661 MHSA: Substance-related disorders
- 662 MHSA: Suicide and intentional self-inflicted injury
- 663 MHSA: Screening and history of mental health and substance abuse codes
- 670 MHSA: Miscellaneous mental disorders

#### CCS High Level Diagnosis Grp 6: Diseases of the Nervous System and Sense Organs

- 76 Meningitis (except that caused by tuberculosis or STD)
- 77 Encephalitis (except that caused by tuberculosis or STD)
- 78 Other CNS infection & poliomyelitis
- 79 Parkinson's disease
- 80 Multiple sclerosis
- 81 Other hereditary & degenerative nervous system conditions
- 82 Paralysis
- 83 Epilepsy, convulsions
- 84 Headache, including migraine
- 85 Coma, stupor & brain damage
- 86 Cataract
- 87 Retinal detachments, defects, vascular occlusion & retinopathy
- 88 Glaucoma
- 89 Blindness & vision defects
- 90 Inflammation, infection of eye (except that caused by tuberculosis or STD)
- 91 Other eye disorders
- 92 Otitis media & related conditions
- 93 Conditions associated with dizziness or vertigo
- 94 Other ear & sense organ disorders
- 95 Other nervous system disorders

#### CCS High Level Diagnosis Group 7: Diseases of the Circulatory System

- 96 Heart valve disorders
- 97 Peri-, endo- & myocarditis, cardiomyopathy (except that caused by tuberculosis or STD)
- 98 Essential hypertension
- 99 Hypertension with complications & secondary hypertension
- 100 Acute myocardial infarction
- 101 Coronary atherosclerosis & other heart disease
- 102 Nonspecific chest pain
- 103 Pulmonary heart disease
- 104 Other & ill-defined heart disease
- 105 Conduction disorders
- 106 Cardiac dysrhythmias
- 107 Cardiac arrest & ventricular fibrillation
- 108 Congestive heart failure, nonhypertensive
- 109 Acute cerebrovascular disease
- 110 Occlusion or stenosis of precerebral arteries
- 111 Other & ill-defined cerebrovascular disease
- 112 Transient cerebral ischemia
- 113 Late effects of cerebrovascular disease
- 114 Peripheral & visceral atherosclerosis
- 115 Aortic, peripheral & visceral artery aneurysms
- 116 Aortic & peripheral arterial embolism or thrombosis
- 117 Other circulatory disease
- 118 Phlebitis, thrombophlebitis & thromboembolism
- 119 Varicose veins of lower extremity
- 120 Hemorrhoids
- 121 Other diseases of veins & lymphatics

#### CCS High Level Diagnosis Group 8: Diseases of the Respiratory System

- 122 Pneumonia (except that caused by tuberculosis or STD)
- 123 Influenza
- 124 Acute & chronic tonsillitis
- 125 Acute bronchitis
- 126 Other upper respiratory infections
- 127 Chronic obstructive pulmonary disease & bronchiectasis
- 128 Asthma
- 129 Aspiration pneumonitis, food/vomitus
- 130 Pleurisy, pneumothorax, pulmonary collapse



## APPENDIX O2

### 2009 Clinical Classifications Software (CCS) High-Level and Single-Level Diagnosis Categories

- 131 Respiratory failure, insufficiency, arrest (adult)
- 132 Lung disease due to external agents
- 133 Other lower respiratory disease
- 134 Other upper respiratory disease

#### CCS High Level Diagnosis Group 9: Diseases of the Digestive System

- 135 Intestinal infection
- 136 Disorders of teeth & jaw
- 137 Diseases of mouth, excluding dental
- 138 Esophageal disorders
- 139 Gastroduodenal ulcer (except hemorrhage)
- 140 Gastritis & duodenitis
- 141 Other disorders of stomach & duodenum
- 142 Appendicitis & other appendiceal conditions
- 143 Abdominal hernia
- 144 Regional enteritis & ulcerative colitis
- 145 Intestinal obstruction without hernia
- 146 Diverticulosis & diverticulitis
- 147 Anal & rectal conditions
- 148 Peritonitis & intestinal abscess
- 149 Biliary tract disease
- 150 Liver disease, alcohol-related
- 151 Other liver diseases
- 152 Pancreatic disorders (not diabetes)
- 153 Gastrointestinal hemorrhage
- 154 Noninfectious gastroenteritis
- 155 Other gastrointestinal disorders

#### CCS High Level Diagnosis Group 10: Diseases of the Genitourinary System

- 156 Nephritis, nephrosis, renal sclerosis
- 157 Acute & unspecified renal failure
- 158 Chronic renal failure
- 159 Urinary tract infections
- 160 Calculus of urinary tract
- 161 Other diseases of kidney & ureters
- 162 Other diseases of bladder & urethra
- 163 Genitourinary symptoms & ill-defined conditions

- 164 Hyperplasia of prostate
- 165 Inflammatory conditions of male genital organs
- 166 Other male genital disorders
- 167 Nonmalignant breast conditions
- 168 Inflammatory diseases of female pelvic organs
- 169 Endometriosis
- 170 Prolapse of female genital organs
- 171 Menstrual disorders
- 172 Ovarian cyst
- 173 Menopausal disorders
- 174 Female infertility
- 175 Other female genital disorders

#### CCS High Level Diagnosis Group 11: Contraception and Complications of Pregnancy and Childbirth

- 176 Contraceptive & procreative management
- 177 Spontaneous abortion
- 178 Induced abortion
- 179 Postabortion complications
- 180 Ectopic pregnancy
- 181 Other complications of pregnancy
- 182 Hemorrhage during pregnancy, abruptio placenta, placenta previa
- 183 Hypertension complicating pregnancy, childbirth & the puerperium
- 184 Early or threatened labor
- 185 Prolonged pregnancy
- 186 Diabetes or abnormal glucose tolerance complicating pregnancy, childbirth, or the puerperium
- 187 Malposition, malpresentation
- 188 Fetopelvic disproportion, obstruction
- 189 Previous C-section
- 190 Fetal distress & abnormal forces of labor
- 191 Polyhydramnios & other problems of amniotic cavity
- 192 Umbilical cord complication
- 193 Trauma to perineum & vulva
- 194 Forceps delivery
- 195 Other complications of birth, puerperium affecting management of mother
- 196 Normal pregnancy and/or delivery

## APPENDIX O2

### 2009 Clinical Classifications Software (CCS) High-Level and Single-Level Diagnosis Categories

#### CCS High Level Diagnosis Group 12: Diseases of the Skin and Subcutaneous Tissue

- 197 Skin & subcutaneous tissue infections
- 198 Other inflammatory condition of skin
- 199 Chronic ulcer of skin
- 200 Other skin disorders

#### CCS High Level Diagnosis Group 13: Musculoskeletal System and Connective Tissue

- 201 Infective arthritis & osteomyelitis (except that caused by tuberculosis or sexually transmitted disease)
- 202 Rheumatoid arthritis & related disease
- 203 Osteoarthritis
- 204 Other non-traumatic joint disorders
- 205 Spondylosis, intervertebral disc disorders, other back problems
- 206 Osteoporosis
- 207 Pathological fracture
- 208 Acquired foot deformities
- 209 Other acquired deformities
- 210 Systemic lupus erythematosus & connective tissue disorders
- 211 Other connective tissue disease
- 212 Other bone disease & musculoskeletal deformities

#### CCS High Level Diagnosis Group 14: Congenital Anomalies

- 213 Cardiac & circulatory congenital anomalies
- 214 Digestive congenital anomalies
- 215 Genitourinary congenital anomalies
- 216 Nervous system congenital anomalies
- 217 Other congenital anomalies

#### CCS High Level Diagnosis Group 15: Conditions Originating in the Perinatal Period

- 218 Liveborn
- 219 Short gestation, low birth weight & fetal growth retardation
- 220 Intrauterine hypoxia & birth asphyxia
- 221 Respiratory distress syndrome
- 222 Hemolytic jaundice & perinatal jaundice
- 223 Birth trauma
- 224 Other perinatal conditions

#### CCS High Level Diagnosis Group 16: Injury and Poisoning

- 225 Joint disorders & dislocations, trauma-related
- 226 Fracture of neck of femur (hip)
- 227 Spinal cord injury
- 228 Skull & face fractures
- 229 Fracture of upper limb
- 230 Fracture of lower limb
- 231 Other fractures
- 232 Sprains & strains
- 233 Intracranial injury
- 234 Crushing injury or internal injury
- 235 Open wounds of head, neck & trunk
- 236 Open wounds of extremities
- 237 Complication of device, implant or graft
- 238 Complications of surgical procedures or medical care
- 239 Superficial injury, contusion
- 240 Burns
- 241 Poisoning by psychotropic agents
- 242 Poisoning by other medications & drugs
- 243 Poisoning by nonmedicinal substances
- 244 Other injuries & conditions due to external causes

#### CCS High Level Diagnosis Group 17: Symptoms, Signs and Ill-Defined Conditions

- 245 Syncope
- 246 Fever of unknown origin
- 247 Lymphadenitis
- 248 Gangrene
- 249 Shock
- 250 Nausea & vomiting
- 251 Abdominal pain
- 252 Malaise & fatigue
- 253 Allergic reactions
- 254 Rehabilitation care, fitting of prostheses & adjustment of devices
- 255 Administrative/social admission
- 256 Medical examination/evaluation
- 257 Other aftercare
- 258 Other screening for suspected conditions (not mental disorders or infectious disease)

## APPENDIX O2

### 2009 Clinical Classifications Software (CCS) High-Level and Single-Level Diagnosis Categories

#### CCS High Level Diagnosis Group 18: Residual Codes, Unclassified, All E codes (External Cause Codes)

- 259 Residual codes; unclassified
- 2601 E codes: Cut/pierce
- 2602 E codes: Drowning/submersion
- 2603 E codes: Fall
- 2604 E codes: Fire/burn
- 2605 E codes: Firearm
- 2606 E codes: Machinery
- 2607 E codes: Motor vehicle traffic (MVT)
- 2608 E codes: Pedal cyclist; not MVT
- 2609 E codes: Pedestrian; not MVT
- 2610 E codes: Transport; not MVT
- 2611 E codes: Natural/environment
- 2612 E codes: Overexertion
- 2613 E codes: Poisoning
- 2614 E codes: Struck by; against
- 2615 E codes: Suffocation
- 2616 E codes: Adverse effects of medical care
- 2617 E codes: Adverse effects of medical drugs
- 2618 E codes: Other specified and classifiable
- 2619 E codes: Other specified; not elsewhere classified (NEC)
- 2620 E codes: Unspecified
- 2621 E codes: Place of occurrence

**APPENDIX O3**  
**Revenue Code to Primary Cost Center Crosswalk**

| <b>Revenue Code</b> | <b>Revenue Code Description</b>                             | <b>Primary Cost Center</b> | <b>Primary Cost Center Name</b>    |
|---------------------|---|----------------------------|------------------------------------|
| 0321                | Radiology - Diagnostic: Angiocardiology                     | 3030                       | Angiocardiology                    |
| 0470                | Audiology   | 3040                       | Audiology                          |
| 0471                | Audiology: Diagnostic                                       | 3040                       | Audiology                          |
| 0472                | Audiology: Treatment  | 3040                       | Audiology                          |
| 0479                | Audiology: Other audiology                                  | 3040                       | Audiology                          |
| 0306                | Laboratory - Clinical Diagnostic: Bacteriology/microbiology | 3050                       | Bacteriology and Microbiology      |
| 0314                | Laboratory - Pathology: Biopsy                              | 3060                       | Biopsy                             |
| 0724                | Labor Room: Birthing center                                 | 3070                       | Birthing Center                    |
| 0481                | Cardiology: Cardiac catheter lab                            | 3120                       | Cardiac Catheterization Laboratory |
| 0480                | Cardiology  | 3140                       | Cardiology                         |
| 0489                | Cardiology: Other cardiology                                | 3140                       | Cardiology                         |
| 0943                | Other Therapeutic Serv: Cardiac rehab                       | 3140                       | Cardiology                         |
| 0301                | Laboratory - Clinical Diagnostic: Chemistry                 | 3180                       | Chemistry                          |
| 0331                | Radiology - Therapeutic: Chemotherapy - injected            | 3190                       | Chemotherapy                       |
| 0332                | Radiology - Therapeutic: Chemotherapy - oral                | 3190                       | Chemotherapy                       |
| 0335                | Radiology - Therapeutic: Chemotherapy - IV                  | 3190                       | Chemotherapy                       |
| 0723                | Labor Room: Circumcision                                    | 3220                       | Circumcision                       |
| 0350                | CT Scan   | 3230                       | CAT Scan                           |
| 0351                | CT Scan: Head   | 3230                       | CAT Scan                           |
| 0352                | CT Scan: Body   | 3230                       | CAT Scan                           |
| 0359                | CT Scan: Other CT scans                                     | 3230                       | CAT Scan                           |
| 0923                | Other Diagnostic Services: Pap smear                        | 3240                       | Cytology                           |
| 0311                | Laboratory - Pathology: Cytology                            | 3240                       | Laboratory - Pathological          |
| 0512                | Clinic: Dental clinic                                       | 3250                       | Dental Services                    |
| 0483                | Cardiology: Echocardiology                                  | 3260                       | Echocardiography                   |
| 0730                | EKG/ECG   | 3280                       | EKG and EEG                        |
| 0732                | EKG/ECG: Telemetry  | 3280                       | EKG and EEG                        |
| 0739                | EKG/ECG: Other EKG/ECG                                      | 3280                       | EKG and EEG                        |
| 0740                | EEG   | 3280                       | EKG and EEG                        |
| 0749                | EEG: Other EEG  | 3280                       | EKG and EEG                        |
| 0922                | Other Diagnostic Services: Electromyogram                   | 3290                       | Electromyography                   |
| 0901                | Psychiatric/Psychological Trt: Electroshock treatment       | 3320                       | Electroshock Therapy               |
| 0750                | Gastrointestinal  | 3340                       | Gastro Intestinal Services         |
| 0759                | Gastrointestinal: Other gastrointestinal                    | 3340                       | Gastro Intestinal Services         |
| 0305                | Laboratory - Clinical Diagnostic: Hematology                | 3350                       | Hematology                         |
| 0312                | Laboratory - Pathology: Histology                           | 3360                       | Histology                          |

**APPENDIX O3**  
**Revenue Code to Primary Cost Center Crosswalk**

| <b>Revenue Code</b> | <b>Revenue Code Description</b>                           | <b>Primary Cost Center</b> | <b>Primary Cost Center Name</b>  |
|---------------------|---|----------------------------|----------------------------------|
| 0731                | EKG/ECG: Holter monitor                                   | 3370                       | Holter Monitor                   |
| 0302                | Laboratory - Clinical Diagnostic: Immunology              | 3380                       | Immunology                       |
| 0924                | Other Diagnostic Services: Allergy test                   | 3380                       | Immunology                       |
| 0300                | Laboratory - Clinical Diagnostic                          | 3390                       | Laboratory - Clinical            |
| 0303                | Laboratory - Clinical Diagnostic: Renal patient (home)    | 3390                       | Laboratory - Clinical            |
| 0304                | Laboratory - Clinical Diagnostic: Nonroutine dialysis     | 3390                       | Laboratory - Clinical            |
| 0307                | Laboratory - Clinical Diagnostic: Urology                 | 3390                       | Laboratory - Clinical            |
| 0309                | Laboratory - Clinical Diagnostic: Other laboratory        | 3390                       | Laboratory - Clinical            |
| 0925                | Other Diagnostic Services: Pregnancy test                 | 3390                       | Laboratory - Clinical            |
| 0310                | Laboratory - Pathology                                    | 3420                       | Laboratory - Pathological        |
| 0319                | Laboratory - Pathology: Other                             | 3420                       | Laboratory - Pathological        |
| 0610                | Magnetic Resonance Tech. (MRT)                            | 3430                       | Magnetic Resonance Imaging (MRI) |
| 0611                | Magnetic Resonance Tech. (MRT): Brain (incl. Brainstem)   | 3430                       | Magnetic Resonance Imaging (MRI) |
| 0612                | Magnetic Resonance Tech. (MRT): Spinal cord (incl. spine) | 3430                       | Magnetic Resonance Imaging (MRI) |
| 0614                | Magnetic Resonance Tech. (MRT): MRI - Other               | 3430                       | Magnetic Resonance Imaging (MRI) |
| 0615                | Magnetic Resonance Tech. (MRT): MRA - Head and Neck       | 3430                       | Magnetic Resonance Imaging (MRI) |
| 0616                | Magnetic Resonance Tech. (MRT): MRA - Lower Ext           | 3430                       | Magnetic Resonance Imaging (MRI) |
| 0618                | Magnetic Resonance Tech. (MRT): MRA - Other               | 3430                       | Magnetic Resonance Imaging (MRI) |
| 0619                | Magnetic Resonance Tech. (MRT): Other MRI                 | 3430                       | Magnetic Resonance Imaging (MRI) |
| 0401                | Other Imaging Services: Diagnostic mammography            | 3440                       | Mammography                      |
| 0403                | Other Imaging Services: Screening mammography             | 3440                       | Mammography                      |
| 0340                | Nuclear Medicine  | 3450                       | Nuclear Medicine - Diagnostic    |
| 0341                | Nuclear Medicine: Diagnostic                              | 3450                       | Nuclear Medicine - Diagnostic    |
| 0343                | Diagnostic Radiopharms                                    | 3450                       | Nuclear Medicine - Diagnostic    |
| 0349                | Nuclear Medicine: Other                                   | 3450                       | Nuclear Medicine - Diagnostic    |
| 0404                | Other Imaging Services: PET scan                          | 3450                       | Nuclear Medicine-Diagnostic      |
| 0342                | Nuclear Medicine: Therapeutic                             | 3470                       | Nuclear Medicine - Therapeutic   |
| 0344                | Therapeutic Radiopharms                                   | 3470                       | Nuclear Medicine - Therapeutic   |
| 0280                | Oncology  | 3480                       | Oncology                         |
| 0289                | Oncology: Other oncology                                  | 3480                       | Oncology                         |
| 0530                | Osteopathic Services                                      | 3530                       | Osteopathic Therapy              |
| 0531                | Osteopathic Services: Osteopathic therapy                 | 3530                       | Osteopathic Therapy              |
| 0539                | Osteopathic Services: Other osteopathic services          | 3530                       | Osteopathic Therapy              |
| 0274                | Medical/Surgical Supplies: Prosthetic/Orthotic devices    | 3540                       | Prosthetic Devices               |
| 0275                | Medical/Surgical Supplies: Pacemaker                      | 3540                       | Prosthetic Devices               |
| 0276                | Medical/Surgical Supplies: Intraocular lens               | 3540                       | Prosthetic Devices               |

**APPENDIX O3**  
**Revenue Code to Primary Cost Center Crosswalk**

| <b>Revenue Code</b> | <b>Revenue Code Description</b>                               | <b>Primary Cost Center</b> | <b>Primary Cost Center Name</b>    |
|---------------------|---|----------------------------|------------------------------------|
| 0513                | Clinic: Psychiatric clinic                                    | 3550                       | Psychiatric/Psychological Services |
| 0900                | Psychiatric/Psychological Trt                                 | 3550                       | Psychiatric/Psychological Services |
| 0902                | Psychiatric/Psychological Trt: Milieu therapy                 | 3550                       | Psychiatric/Psychological Services |
| 0903                | Psychiatric/Psychological Trt: Play therapy                   | 3550                       | Psychiatric/Psychological Services |
| 0905                | Psychiatric/Psychological Trt: Intensive Outpatient serv-sych | 3550                       | Psychiatric/Psychological Services |
| 0906                | Psychiatric/Psychological Trt: Intensive out serv - chem dep  | 3550                       | Psychiatric/Psychological Services |
| 0907                | Psychiatric/Psychological Trt: Comm behavioral program        | 3550                       | Psychiatric/Psychological Services |
| 0910                | Psychiatric/Psychological Svcs                                | 3550                       | Psychiatric/Psychological Services |
| 0911                | Psychiatric/Psychological Svcs: Rehabilitation                | 3550                       | Psychiatric/Psychological Services |
| 0912                | Psychiatric/Psychological Svcs: Partial Hosp - less intensive | 3550                       | Psychiatric/Psychological Services |
| 0913                | Psychiatric/Psychological Svcs: Partial Hosp - Intensive      | 3550                       | Psychiatric/Psychological Services |
| 0914                | Psychiatric/Psychological Svcs: Individual therapy            | 3550                       | Psychiatric/Psychological Services |
| 0915                | Psychiatric/Psychological Svcs: Group therapy                 | 3550                       | Psychiatric/Psychological Services |
| 0916                | Psychiatric/Psychological Svcs: Family therapy                | 3550                       | Psychiatric/Psychological Services |
| 0917                | Psychiatric/Psychological Svcs: Biofeedback                   | 3550                       | Psychiatric/Psychological Services |
| 0918                | Psychiatric/Psychological Svcs: Testing                       | 3550                       | Psychiatric/Psychological Services |
| 0919                | Psychiatric/Psychological Svcs: Other behavioral treat/serv   | 3550                       | Psychiatric/Psychological Services |
| 0944                | Other Therapeutic Serv: Drug rehab                            | 3550                       | Psychiatric/Psychological Services |
| 0945                | Other Therapeutic Serv: Alcohol rehab                         | 3550                       | Psychiatric/Psychological Services |
| 0460                | Pulmonary Function  | 3560                       | Pulmonary Function Testing         |
| 0469                | Pulmonary Function: Other                                     | 3560                       | Pulmonary Function Testing         |
| 0904                | Psychiatric/Psychological Trt: Activity therapy               | 3580                       | Recreational Therapy               |
| 0482                | Cardiology: Stress test                                       | 3620                       | Stress Test                        |
| 0402                | Other Imaging Services: Ultrasound                            | 3630                       | Ultra Sound                        |
| 0790                | Extra-Corp Shock Wave Therapy                                 | 3640                       | Urology                            |
| 0799                | Extra-Corp Shock Wave Therapy: Other ESWT                     | 3640                       | Urology                            |
| 0323                | Radiology - Diagnostic: Arteriography                         | 3650                       | Vascular Lab                       |
| 0921                | Other Diagnostic Services: Peripheral vascular lab            | 3650                       | Vascular Lab                       |
| 0360                | Operating Room Services                                       | 3700                       | Operating Room                     |
| 0361                | Operating Room Services: Minor surgery                        | 3700                       | Operating Room                     |
| 0362                | Operating Room Services: Organ trnsplnt, not kidney           | 3700                       | Operating Room                     |
| 0367                | Operating Room Services: Kidney transplant                    | 3700                       | Operating Room                     |
| 0369                | Operating Room Services: Other operating room services        | 3700                       | Operating Room                     |
| 0710                | Recovery Room   | 3800                       | Recovery Room                      |
| 0719                | Recovery Room: Other recovery room                            | 3800                       | Recovery Room                      |
| 0720                | Labor Room  | 3900                       | Delivery Room & Labor Room         |

**APPENDIX O3**  
**Revenue Code to Primary Cost Center Crosswalk**

| <b>Revenue Code</b> | <b>Revenue Code Description</b>                                  | <b>Primary Cost Center</b> | <b>Primary Cost Center Name</b>      |
|---------------------|--|----------------------------|--------------------------------------|
| 0721                | Labor Room: Labor  | 3900                       | Delivery Room & Labor Room           |
| 0722                | Labor Room: Delivery   | 3900                       | Delivery Room & Labor Room           |
| 0729                | Labor Room: Other labor room/delivery                            | 3900                       | Delivery Room & Labor Room           |
| 0370                | Anesthesia   | 4000                       | Anesthesiology                       |
| 0371                | Anesthesia: Incident to radiology                                | 4000                       | Anesthesiology                       |
| 0372                | Anesthesia: Incident to other diag services                      | 4000                       | Anesthesiology                       |
| 0379                | Anesthesia: Other anesthesia                                     | 4000                       | Anesthesiology                       |
| 0517                | Clinic: Family clinic  | 4040                       | Family Practice                      |
| 0523                | Free-Standing Clinic: Family Practice Clinic                     | 4040                       | Family Practice                      |
| 0400                | Other Imaging Services   | 4100                       | Radiology - Diagnostic               |
| 0409                | Other Imaging Services: Other imaging services                   | 4100                       | Radiology - Diagnostic               |
| 0320                | Radiology - Diagnostic   | 4100                       | Radiology-Diagnostic                 |
| 0322                | Radiology - Diagnostic: Arthrography                             | 4100                       | Radiology-Diagnostic                 |
| 0324                | Radiology - Diagnostic: Chest X-ray                              | 4100                       | Radiology-Diagnostic                 |
| 0329                | Radiology - Diagnostic: Other                                    | 4100                       | Radiology-Diagnostic                 |
| 0330                | Radiology - Therapeutic  | 4200                       | Radiology-Therapeutic                |
| 0333                | Radiology - Therapeutic: Radiation therapy                       | 4200                       | Radiology-Therapeutic                |
| 0339                | Radiology - Therapeutic: Other                                   | 4200                       | Radiology-Therapeutic                |
| 0380                | Blood  | 4600                       | Whole Blood & Packed Red Blood Cells |
| 0381                | Blood: Packed red cells  | 4600                       | Whole Blood & Packed Red Blood Cells |
| 0382                | Blood: Whole blood   | 4600                       | Whole Blood & Packed Red Blood Cells |
| 0383                | Blood: Plasma  | 4600                       | Whole Blood & Packed Red Blood Cells |
| 0384                | Blood: Platelets   | 4600                       | Whole Blood & Packed Red Blood Cells |
| 0385                | Blood: Leukocytes  | 4600                       | Whole Blood & Packed Red Blood Cells |
| 0386                | Blood: Other components  | 4600                       | Whole Blood & Packed Red Blood Cells |
| 0387                | Blood: Other derivatives   | 4600                       | Whole Blood & Packed Red Blood Cells |
| 0389                | Blood: Other blood   | 4600                       | Whole Blood & Packed Red Blood Cells |
| 0390                | Blood Storage/Processing   | 4700                       | Blood Storing, Processing, & Trans.  |
| 0391                | Blood Storage/Processing: Blood administration (eg. Transfusion) | 4700                       | Blood Storing, Processing, & Trans.  |
| 0399                | Blood Storage/Processing: Other processing and storage           | 4700                       | Blood Storing, Processing, & Trans.  |
| 0260                | IV Therapy   | 4800                       | Intravenous Therapy                  |
| 0261                | IV Therapy: Infusion pump  | 4800                       | Intravenous Therapy                  |
| 0262                | IV Therapy: IV Therapy, pharm services                           | 4800                       | Intravenous Therapy                  |
| 0263                | IV Therapy: IV Therapy/drug/supp/delivery                        | 4800                       | Intravenous Therapy                  |
| 0264                | IV Therapy: supplies   | 4800                       | Intravenous Therapy                  |
| 0269                | IV Therapy: Other IV therapy                                     | 4800                       | Intravenous Therapy                  |

**APPENDIX O3**  
**Revenue Code to Primary Cost Center Crosswalk**

| <b>Revenue Code</b> | <b>Revenue Code Description</b>                               | <b>Primary Cost Center</b> | <b>Primary Cost Center Name</b> |
|---------------------|---|----------------------------|---------------------------------|
| 0410                | Respiratory Services  | 4900                       | Respiratory Therapy             |
| 0412                | Respiratory Services: Inhalation services                     | 4900                       | Respiratory Therapy             |
| 0413                | Respiratory Services: Hyberbaric oxygen therapy               | 4900                       | Respiratory Therapy             |
| 0419                | Respiratory Services: Other respiratory services              | 4900                       | Respiratory Therapy             |
| 0420                | Physical Therapy  | 5000                       | Physical Therapy                |
| 0421                | Physical Therapy: Visit charge                                | 5000                       | Physical Therapy                |
| 0422                | Physical Therapy: Hourly charge                               | 5000                       | Physical Therapy                |
| 0423                | Physical Therapy: Group rate                                  | 5000                       | Physical Therapy                |
| 0424                | Physical Therapy: Evaluation/re-evaluation                    | 5000                       | Physical Therapy                |
| 0429                | Physical Therapy: Other physical therapy                      | 5000                       | Physical Therapy                |
| 0430                | Occupational Therapy  | 5100                       | Occupational Therapy            |
| 0431                | Occupational Therapy: Visit charge                            | 5100                       | Occupational Therapy            |
| 0432                | Occupational Therapy: Hourly charge                           | 5100                       | Occupational Therapy            |
| 0433                | Occupational Therapy: Group rate                              | 5100                       | Occupational Therapy            |
| 0434                | Occupational Therapy: Evaluation/re-evaluation                | 5100                       | Occupational Therapy            |
| 0439                | Occupational Therapy: Other occupational therapy              | 5100                       | Occupational Therapy            |
| 0440                | Speech-Language Pathology                                     | 5200                       | Speech Pathology                |
| 0441                | Speech-Language Pathology: Visit charge                       | 5200                       | Speech Pathology                |
| 0442                | Speech-Language Pathology: Hourly charge                      | 5200                       | Speech Pathology                |
| 0443                | Speech-Language Pathology: Group rate                         | 5200                       | Speech Pathology                |
| 0444                | Speech-Language Pathology: Evaluation/ re-evaluation          | 5200                       | Speech Pathology                |
| 0449                | Speech-Language Pathology: Other speech language pathology    | 5200                       | Speech Pathology                |
| 0270                | Medical/Surgical Supplies                                     | 5500                       | Med Supplies Charged to Patient |
| 0271                | Medical/Surgical Supplies: Nonsterile supplies                | 5500                       | Med Supplies Charged to Patient |
| 0272                | Medical/Surgical Supplies: Sterile supplies                   | 5500                       | Med Supplies Charged to Patient |
| 0273                | Medical/Surgical Supplies: Take home supplies                 | 5500                       | Med Supplies Charged to Patient |
| 0278                | Medical/Surgical Supplies: Other implants                     | 5500                       | Med Supplies Charged to Patient |
| 0279                | Medical/Surgical Supplies: Other supplies/devices             | 5500                       | Med Supplies Charged to Patient |
| 0621                | Med - Surg Supplies Ext. of 270: Incident to radiology        | 5500                       | Med Supplies Charged to Patient |
| 0622                | Med - Surg Supplies Ext. of 270: Incident to other diag.      | 5500                       | Med Supplies Charged to Patient |
| 0624                | Med - Surg Supplies Ext. of 270: Investigational Device (IDE) | 5500                       | Med Supplies Charged to Patient |
| 0250                | Pharmacy  | 5600                       | Drugs Charged to Patients       |
| 0251                | Pharmacy: Generic   | 5600                       | Drugs Charged to Patients       |
| 0252                | Pharmacy: Nongeneric  | 5600                       | Drugs Charged to Patients       |
| 0254                | Pharmacy: Incident to other diagnostic services               | 5600                       | Drugs Charged to Patients       |
| 0255                | Pharmacy: Incident to radiology                               | 5600                       | Drugs Charged to Patients       |



**APPENDIX O3**  
**Revenue Code to Primary Cost Center Crosswalk**

| <b>Revenue Code</b> | <b>Revenue Code Description</b>  | <b>Primary Cost Center</b> | <b>Primary Cost Center Name</b> |
|---------------------|--|----------------------------|---------------------------------|
| 0256                | Pharmacy: Experimental drugs   | 5600                       | Drugs Charged to Patients       |
| 0257                | Pharmacy: Non-prescription   | 5600                       | Drugs Charged to Patients       |
| 0258                | Pharmacy: IV solutions   | 5600                       | Drugs Charged to Patients       |
| 0259                | Pharmacy: Other  | 5600                       | Drugs Charged to Patients       |
| 0631                | Drugs Require Specific ID: Single source drug  | 5600                       | Drugs Charged to Patients       |
| 0632                | Drugs Require Specific ID: Multiple source drug  | 5600                       | Drugs Charged to Patients       |
| 0633                | Drugs Require Specific ID: Restrictive prescription                                    | 5600                       | Drugs Charged to Patients       |
| 0634                | Drugs Require Specific ID: EPO under 10,000 units                                      | 5600                       | Drugs Charged to Patients       |
| 0635                | Drugs Require Specific ID: EPO over 10,000 units                                       | 5600                       | Drugs Charged to Patients       |
| 0636                | Drugs Require Specific ID: Drugs requiring detail coding                               | 5600                       | Drugs Charged to Patients       |
| 0637                | Drugs Require Specific ID: Self admin drugs (insulin admin in emergency-diabetes coma) | 5600                       | Drugs Charged to Patients       |
| 0800                | Inpatient Dialysis   | 5700                       | Renal Dialysis                  |
| 0801                | Inpatient Demodialysis   | 5700                       | Renal Dialysis                  |
| 0802                | Inpatient peritoneal dialysis  | 5700                       | Renal Dialysis                  |
| 0803                | inpatient dialysis CAPD  | 5700                       | Renal Dialysis                  |
| 0804                | Inpatient dialysis CCPD  | 5700                       | Renal Dialysis                  |
| 0809                | Other inp dialysis   | 5700                       | Renal Dialysis                  |
| 0820                | Hemo OPD/Home  | 5700                       | Renal Dialysis                  |
| 0821                | Hemo OPD/Home: Hemodialysis comp or other rate   | 5700                       | Renal Dialysis                  |
| 0822                | Hemo OPD/Home supplies   | 5700                       | Renal Dialysis                  |
| 0823                | Hemo OPD/home equipment  | 5700                       | Renal Dialysis                  |
| 0824                | Hemo OPD/Home Maintenance 100%   | 5700                       | Renal Dialysis                  |
| 0825                | Hemo OPD/Home Support Services   | 5700                       | Renal Dialysis                  |
| 0829                | Hemo OPD/Home: Other HEMO outpatient   | 5700                       | Renal Dialysis                  |
| 0830                | Peritoneal OPD/Home  | 5700                       | Renal Dialysis                  |
| 0831                | Peritoneal OPD/Home: Peritoneal comp or other rate                                     | 5700                       | Renal Dialysis                  |
| 0839                | Peritoneal OPD/Home: Other peritoneal dialysis   | 5700                       | Renal Dialysis                  |
| 0840                | CAPD OPD/Home  | 5700                       | Renal Dialysis                  |
| 0841                | CAPD OPD/Home: CAPD comp or other rate   | 5700                       | Renal Dialysis                  |
| 0849                | CAPD OPD/Home: Other CAPD dialysis   | 5700                       | Renal Dialysis                  |
| 0850                | CCPD OPD/Home  | 5700                       | Renal Dialysis                  |
| 0851                | CCPD OPD/Home: CCPD comp or other rate   | 5700                       | Renal Dialysis                  |
| 0859                | CCPD OPD/Home: Other CCPD dialysis   | 5700                       | Renal Dialysis                  |
| 0880                | Miscellaneous Dialysis   | 5700                       | Renal Dialysis                  |
| 0881                | Miscellaneous Dialysis: Ultrafiltration  | 5700                       | Renal Dialysis                  |

**APPENDIX O3**  
**Revenue Code to Primary Cost Center Crosswalk**

| <b>Revenue Code</b> | <b>Revenue Code Description</b>                     | <b>Primary Cost Center</b> | <b>Primary Cost Center Name</b>   |
|---------------------|---|----------------------------|-----------------------------------|
| 0889                | Miscellaneous Dialysis: Other misc dialysis         | 5700                       | Renal Dialysis                    |
| 0490                | Ambulatory Surgery                                  | 5800                       | ASC                               |
| 0499                | Ambulatory Surgery: Other ambulatory surgical care  | 5800                       | ASC                               |
| 0510                | Clinic  | 6000                       | Clinic                            |
| 0511                | Clinic: Chronic pain center                         | 6000                       | Clinic                            |
| 0514                | Clinic: OB/GYN clinic                               | 6000                       | Clinic                            |
| 0515                | Clinic: Pediatric clinic                            | 6000                       | Clinic                            |
| 0516                | Clinic: Urgent care clinic                          | 6000                       | Clinic                            |
| 0519                | Clinic: Other clinic                                | 6000                       | Clinic                            |
| 0520                | Free-Standing Clinic                                | 6000                       | Clinic                            |
| 0526                | Free-Standing Clinic: Urgent Care Clinic            | 6000                       | Clinic                            |
| 0529                | Free-Standing Clinic: Other                         | 6000                       | Clinic                            |
| 0700                | Cast Room   | 6000                       | Clinic                            |
| 0709                | Cast Room: Other cast room                          | 6000                       | Clinic                            |
| 0760                | Treatment/Observation Room                          | 6000                       | Clinic                            |
| 0761                | Treatment/Observation Room: Treatment room          | 6000                       | Clinic                            |
| 0769                | Treatment/Observation Room: Other treatment room    | 6000                       | Clinic                            |
| 0770                | Preventive Care Services                            | 6000                       | Clinic                            |
| 0771                | Preventive Care Services: Admin. of vaccine         | 6000                       | Clinic                            |
| 0779                | Preventive Care Services: Other                     | 6000                       | Clinic                            |
| 0941                | Other Therapeutic Serv: Recreation Rx               | 6000                       | Clinic                            |
| 0450                | Emergency Room                                      | 6100                       | Emergency                         |
| 0451                | Emergency Room: EM/EMTALA                           | 6100                       | Emergency                         |
| 0452                | Emergency Room: ER/ Beyond EMTALA                   | 6100                       | Emergency                         |
| 0456                | Emergency Room: Urgent care                         | 6100                       | Emergency                         |
| 0459                | Emergency Room: Other emergency room                | 6100                       | Emergency                         |
| 0681                | Trauma Response: Level I                            | 6100                       | Emergency                         |
| 0682                | Trauma Response: Level II                           | 6100                       | Emergency                         |
| 0683                | Trauma Response: Level III                          | 6100                       | Emergency                         |
| 0684                | Trauma Response: Level IV                           | 6100                       | Emergency                         |
| 0689                | Trauma Response: Other                              | 6100                       | Emergency                         |
| 0762                | Treatment/Observation Room: Observation room        | 6201                       | Observation Beds (Distinct Part)  |
| 0290                | Durable Medical Equipment                           | 6700                       | Durable Medical Equip. - Sold     |
| 0292                | Durable Medical Equipment: Purchase - new equipment | 6700                       | Durable Medical Equip. - Sold     |
| 0299                | Durable Medical Equipment: Other equipment          | 6700                       | Durable Medical Equip. - Sold     |
| 0810                | Organ Acquisition                                   | 8600                       | Other Organ Acquisition (Specify) |

**APPENDIX O3**  
**Revenue Code to Primary Cost Center Crosswalk**

| <b>Revenue Code</b> | <b>Revenue Code Description</b>                                 | <b>Primary Cost Center</b> | <b>Primary Cost Center Name</b>   |
|---------------------|---|----------------------------|-----------------------------------|
| 0811                | Organ Acquisition: Living donor                                 | 8600                       | Other Organ Acquisition (Specify) |
| 0812                | Organ Acquisition: Cadaver donor                                | 8600                       | Other Organ Acquisition (Specify) |
| 0813                | Organ Acquisition: Unknown donor                                | 8600                       | Other Organ Acquisition (Specify) |
| 0814                | Organ Acquisition: Unsuccessful Organ Search Donor Bank Charges | 8600                       | Other Organ Acquisition (Specify) |
| 0819                | Organ Acquisition: Other donor                                  | 8600                       | Other Organ Acquisition (Specify) |
| 0001                | Total Charge  | N/A                        |                                   |
| 0022                | HIPPS   | N/A                        |                                   |
| 0023                | HIPPS   | N/A                        |                                   |
| 0024                | HIPPS   | N/A                        |                                   |
| 0100                | All Inclusive Rate  | N/A                        |                                   |
| 0101                | All Inclusive Rate  | N/A                        |                                   |
| 0110                | Room & Board (Private)  | N/A                        |                                   |
| 0111                | Medical/Surgical/Gyn  | N/A                        |                                   |
| 0112                | OB  | N/A                        |                                   |
| 0113                | Pediatric   | N/A                        |                                   |
| 0114                | Psychiatric   | N/A                        |                                   |
| 0115                | Hospice   | N/A                        |                                   |
| 0116                | Detoxification  | N/A                        |                                   |
| 0117                | Oncology  | N/A                        |                                   |
| 0118                | Rehab   | N/A                        |                                   |
| 0119                | Other   | N/A                        |                                   |
| 0120                | Room & Board (Semi-Private 2 beds)                              | N/A                        |                                   |
| 0121                | Medical/Surgical/Gyn  | N/A                        |                                   |
| 0122                | OB  | N/A                        |                                   |
| 0123                | Pediatric   | N/A                        |                                   |
| 0124                | Psychiatric   | N/A                        |                                   |
| 0125                | Hospice   | N/A                        |                                   |
| 0126                | Detoxification  | N/A                        |                                   |
| 0127                | Oncology  | N/A                        |                                   |
| 0128                | Rehab   | N/A                        |                                   |
| 0129                | Other   | N/A                        |                                   |
| 0130                | Room&Board (Semi private 3-4 beds)                              | N/A                        |                                   |
| 0131                | Medical/Surgical/Gyn  | N/A                        |                                   |
| 0132                | OB  | N/A                        |                                   |
| 0133                | Pediatric   | N/A                        |                                   |
| 0134                | Psychiatric   | N/A                        |                                   |

**APPENDIX O3**  
**Revenue Code to Primary Cost Center Crosswalk**

| <b>Revenue Code</b> | <b>Revenue Code Description</b> | <b>Primary Cost Center</b> | <b>Primary Cost Center Name</b> |
|---------------------|---------------------------------|----------------------------|---------------------------------|
| 0135                | Hospice                         | N/A                        |                                 |
| 0136                | Detoxification                  | N/A                        |                                 |
| 0137                | Oncology                        | N/A                        |                                 |
| 0138                | Rehab                           | N/A                        |                                 |
| 0139                | Other                           | N/A                        |                                 |
| 0140                | Room & Board (Private Deluxe)   | N/A                        |                                 |
| 0141                | Medical/Surgical/Gyn            | N/A                        |                                 |
| 0142                | OB                              | N/A                        |                                 |
| 0143                | Pediatric                       | N/A                        |                                 |
| 0144                | Psychiatric                     | N/A                        |                                 |
| 0145                | Hospice                         | N/A                        |                                 |
| 0146                | Detoxification                  | N/A                        |                                 |
| 0147                | Oncology                        | N/A                        |                                 |
| 0148                | Rehab                           | N/A                        |                                 |
| 0149                | Other                           | N/A                        |                                 |
| 0150                | Room & Board (Ward)             | N/A                        |                                 |
| 0151                | Medical/Surgical/Gyn            | N/A                        |                                 |
| 0152                | OB                              | N/A                        |                                 |
| 0153                | Pediatric                       | N/A                        |                                 |
| 0154                | Psychiatric                     | N/A                        |                                 |
| 0155                | Hospice                         | N/A                        |                                 |
| 0156                | Detoxification                  | N/A                        |                                 |
| 0157                | Oncology                        | N/A                        |                                 |
| 0158                | Rehab                           | N/A                        |                                 |
| 0159                | Other                           | N/A                        |                                 |
| 0160                | Room & Board (other)            | N/A                        |                                 |
| 0164                | Sterile Environment             | N/A                        |                                 |
| 0167                | Self care                       | N/A                        |                                 |
| 0169                | Other                           | N/A                        |                                 |
| 0170                | Nursery                         | N/A                        |                                 |
| 0171                | Newborn-Level I                 | N/A                        |                                 |
| 0172                | Newborn-Level II                | N/A                        |                                 |
| 0173                | Newborn-Level III               | N/A                        |                                 |
| 0174                | Newborn-Level IV                | N/A                        |                                 |
| 0179                | Other Nursery                   | N/A                        |                                 |
| 0180                | Leave of Absence                | N/A                        |                                 |

**APPENDIX O3**  
**Revenue Code to Primary Cost Center Crosswalk**

| <b>Revenue Code</b> | <b>Revenue Code Description</b>     | <b>Primary Cost Center</b> | <b>Primary Cost Center Name</b> |
|---------------------|-------------------------------------|----------------------------|---------------------------------|
| 0182                | Patient Convenience                 | N/A                        |                                 |
| 0183                | Therapeutic Leave                   | N/A                        |                                 |
| 0185                | Hospitalization                     | N/A                        |                                 |
| 0189                | Other leave of absence              | N/A                        |                                 |
| 0190                | Subacute care                       | N/A                        |                                 |
| 0191                | Subacute care-Level I               | N/A                        |                                 |
| 0192                | Subacute care-Level II              | N/A                        |                                 |
| 0193                | Subacute care-Level III             | N/A                        |                                 |
| 0194                | Subacute care-Level IV              | N/A                        |                                 |
| 0199                | Other subacute care                 | N/A                        |                                 |
| 0200                | Intensive care                      | N/A                        |                                 |
| 0201                | Surgical                            | N/A                        |                                 |
| 0202                | Medical                             | N/A                        |                                 |
| 0203                | Pediatric                           | N/A                        |                                 |
| 0204                | Psychiatric                         | N/A                        |                                 |
| 0206                | Intermediate ICU                    | N/A                        |                                 |
| 0207                | Burn care                           | N/A                        |                                 |
| 0208                | Trauma                              | N/A                        |                                 |
| 0209                | Other intensive care                | N/A                        |                                 |
| 0210                | Coronary care                       | N/A                        |                                 |
| 0211                | Myocardial Infarction               | N/A                        |                                 |
| 0212                | Pulmonary Care                      | N/A                        |                                 |
| 0213                | Heart Transplant                    | N/A                        |                                 |
| 0214                | Intermediate CCU                    | N/A                        |                                 |
| 0219                | Other Coronary Care                 | N/A                        |                                 |
| 0220                | Special charges                     | N/A                        |                                 |
| 0221                | Admission charge                    | N/A                        |                                 |
| 0222                | Technical support charge            | N/A                        |                                 |
| 0223                | U.R. service charge                 | N/A                        |                                 |
| 0224                | Late discharge, medically necessary | N/A                        |                                 |
| 0229                | Other special charges               | N/A                        |                                 |
| 0230                | Incremental nursing charge rate     | N/A                        |                                 |
| 0231                | Nursery                             | N/A                        |                                 |
| 0232                | OB                                  | N/A                        |                                 |
| 0233                | ICU                                 | N/A                        |                                 |
| 0234                | CCU                                 | N/A                        |                                 |

**APPENDIX O3**  
**Revenue Code to Primary Cost Center Crosswalk**

| <b>Revenue Code</b> | <b>Revenue Code Description</b>                        | <b>Primary Cost Center</b> | <b>Primary Cost Center Name</b> |
|---------------------|--|----------------------------|---------------------------------|
| 0235                | Hospice  | N/A                        |                                 |
| 0239                | Other  | N/A                        |                                 |
| 0240                | All inclusive Ancillary                                | N/A                        |                                 |
| 0241                | Basic  | N/A                        |                                 |
| 0242                | Comprehensive  | N/A                        |                                 |
| 0243                | Specialty  | N/A                        |                                 |
| 0249                | Other all inclusive ancillary                          | N/A                        |                                 |
| 0253                | Take home drugs  | N/A                        |                                 |
| 0277                | Oxygen-Take home                                       | N/A                        |                                 |
| 0291                | Rental   | N/A                        |                                 |
| 0293                | Purchase of used DME                                   | N/A                        |                                 |
| 0294                | Supplies/Drugs for DME effectiveness (HHA only)        | N/A                        |                                 |
| 0374                | Acupuncture  | N/A                        |                                 |
| 0521                | Rural health-clinic                                    | N/A                        |                                 |
| 0522                | Rural health-home                                      | N/A                        |                                 |
| 0540                | Ambulance  | N/A                        |                                 |
| 0541                | Supplies   | N/A                        |                                 |
| 0542                | Medical Transport                                      | N/A                        |                                 |
| 0543                | Heart Mobile   | N/A                        |                                 |
| 0544                | Oxygen   | N/A                        |                                 |
| 0545                | Air ambulance  | N/A                        |                                 |
| 0546                | Neonatal ambulance services                            | N/A                        |                                 |
| 0547                | Pharmacy   | N/A                        |                                 |
| 0548                | Telephone Transmission EKG                             | N/A                        |                                 |
| 0549                | Other ambulance  | N/A                        |                                 |
| 0550                | Skilled nursing  | N/A                        |                                 |
| 0551                | Visit charge   | N/A                        |                                 |
| 0552                | Hourly charge  | N/A                        |                                 |
| 0559                | Other skilled nursing                                  | N/A                        |                                 |
| 0560                | Medical Social Services                                | N/A                        |                                 |
| 0561                | Medical Social Services: Visit charge                  | N/A                        |                                 |
| 0562                | Medical Social Services: Hourly charge                 | N/A                        |                                 |
| 0569                | Medical Social Services: Other medical social services | N/A                        |                                 |
| 0570                | Home health-Home health aide                           | N/A                        |                                 |
| 0571                | Visit charge   | N/A                        |                                 |
| 0572                | Hourly charge  | N/A                        |                                 |

**APPENDIX O3**  
**Revenue Code to Primary Cost Center Crosswalk**

| <b>Revenue Code</b> | <b>Revenue Code Description</b>              | <b>Primary Cost Center</b> | <b>Primary Cost Center Name</b> |
|---------------------|--|----------------------------|---------------------------------|
| 0579                | Other home health aide                       | N/A                        |                                 |
| 0580                | Home health-other visits                     | N/A                        |                                 |
| 0581                | Visit charge                                 | N/A                        |                                 |
| 0582                | Hourly charge                                | N/A                        |                                 |
| 0583                | Assessment                                   | N/A                        |                                 |
| 0589                | Other home health visit                      | N/A                        |                                 |
| 0590                | Home health-units of service                 | N/A                        |                                 |
| 0599                | Home health other units                      | N/A                        |                                 |
| 0600                | Home health-oxygen                           | N/A                        |                                 |
| 0601                | Oxygen-state/equip/suppl/ or cont            | N/A                        |                                 |
| 0602                | Oxygen-state/equip/suppl/ or under 1 LPM     | N/A                        |                                 |
| 0603                | Oxygen-state/equip/over 4 LPM                | N/A                        |                                 |
| 0604                | Oxygen-Portable Add-on                       | N/A                        |                                 |
| 0609                | Other oxygen                                 | N/A                        |                                 |
| 0623                | Surgical dressings                           | N/A                        |                                 |
| 0640                | Home IV Therapy Services                     | N/A                        |                                 |
| 0641                | Nonroutine nursing, central line             | N/A                        |                                 |
| 0642                | IV site care, Central line                   | N/A                        |                                 |
| 0643                | IV start/change, peripheral line             | N/A                        |                                 |
| 0644                | Nonroutine nursing, peripheral line          | N/A                        |                                 |
| 0645                | Training patient/caregiver, central line     | N/A                        |                                 |
| 0646                | Training, Disabled patient, central line     | N/A                        |                                 |
| 0647                | Training, patient/caregiver, peripheral line | N/A                        |                                 |
| 0648                | Training, disabled patient, peripheral line  | N/A                        |                                 |
| 0649                | Other IV therapy services                    | N/A                        |                                 |
| 0650                | Hospice service                              | N/A                        |                                 |
| 0651                | Routine home care                            | N/A                        |                                 |
| 0652                | Continuous home care                         | N/A                        |                                 |
| 0655                | Inpatient respite care                       | N/A                        |                                 |
| 0656                | General inpatient care (non-respite)         | N/A                        |                                 |
| 0657                | Physician services                           | N/A                        |                                 |
| 0658                | Hospice Room & Board-Nursing facility        | N/A                        |                                 |
| 0659                | Other hospice service                        | N/A                        |                                 |
| 0670                | Outpatient Special Residence Charges         | N/A                        |                                 |
| 0671                | Hospital based                               | N/A                        |                                 |
| 0672                | Contracted                                   | N/A                        |                                 |

**APPENDIX O3**  
**Revenue Code to Primary Cost Center Crosswalk**

| <b>Revenue Code</b> | <b>Revenue Code Description</b>                      | <b>Primary Cost Center</b> | <b>Primary Cost Center Name</b> |
|---------------------|--|----------------------------|---------------------------------|
| 0679                | Other special residence charge                       | N/A                        |                                 |
| 0780                | Telemedicine   | N/A                        |                                 |
| 0789                | Other telemedicine                                   | N/A                        |                                 |
| 0832                | Home supplies  | N/A                        |                                 |
| 0833                | Home equipment                                       | N/A                        |                                 |
| 0834                | Maintenance/100%                                     | N/A                        |                                 |
| 0835                | Support services                                     | N/A                        |                                 |
| 0842                | Home supplies  | N/A                        |                                 |
| 0843                | Home equipment                                       | N/A                        |                                 |
| 0844                | Maintenance/100%                                     | N/A                        |                                 |
| 0845                | Support services                                     | N/A                        |                                 |
| 0852                | Home supplies  | N/A                        |                                 |
| 0853                | Home equipment                                       | N/A                        |                                 |
| 0854                | Maintenance/100%                                     | N/A                        |                                 |
| 0855                | Support services                                     | N/A                        |                                 |
| 0882                | Home dialysis aid visit                              | N/A                        |                                 |
| 0920                | Other Diagnostic Services                            | N/A                        |                                 |
| 0929                | Other Diagnostic Services: Other diagnostic services | N/A                        |                                 |
| 0940                | Other Therapeutic Serv                               | N/A                        |                                 |
| 0942                | Other Therapeutic Serv: Educ/training                | N/A                        |                                 |
| 0946                | Complex medical equipment-Routine                    | N/A                        |                                 |
| 0947                | Complex medical equipment-Ancillary                  | N/A                        |                                 |
| 0949                | Other Therapeutic Serv: Additional RX SVS            | N/A                        |                                 |
| 0951                | Other therapeutic services-(940x) Athletic training  | N/A                        |                                 |
| 0952                | Other therapeutic services-(940x) Kinesiotherapy     | N/A                        |                                 |
| 0960                | Professional fees                                    | N/A                        |                                 |
| 0961                | Psychiatric  | N/A                        |                                 |
| 0962                | Ophthalmology  | N/A                        |                                 |
| 0963                | Anesthesiologist (MD)                                | N/A                        |                                 |
| 0964                | Anesthetist (CRNA)                                   | N/A                        |                                 |
| 0969                | Other professional fee                               | N/A                        |                                 |
| 0971                | Professional fees (096x) Laboratory                  | N/A                        |                                 |
| 0972                | Professional fees (096x) Radiology-Diagnostic        | N/A                        |                                 |
| 0973                | Professional fees (096x) Radiology-Therapeutic       | N/A                        |                                 |
| 0974                | Professional fees (096x) Radiology-nuclear medicine  | N/A                        |                                 |
| 0975                | Professional fees (096x) Operating room              | N/A                        |                                 |



**APPENDIX O3**  
**Revenue Code to Primary Cost Center Crosswalk**

| <b>Revenue Code</b> | <b>Revenue Code Description</b>                  | <b>Primary Cost Center</b> | <b>Primary Cost Center Name</b> |
|---------------------|--|----------------------------|---------------------------------|
| 0976                | Professional fees (096x) Respiratory Therapy     | N/A                        |                                 |
| 0977                | Professional fees (096x) Physical therapy        | N/A                        |                                 |
| 0978                | Professional fees (096x) Occupational therapy    | N/A                        |                                 |
| 0979                | Professional fees (096x) Speech pathology        | N/A                        |                                 |
| 0981                | Professional fees (096x) Emergency room          | N/A                        |                                 |
| 0982                | Professional fees (096x) Outpatient services     | N/A                        |                                 |
| 0983                | Professional fees (096x) clinic                  | N/A                        |                                 |
| 0984                | Professional fees (096x) medical social services | N/A                        |                                 |
| 0985                | Professional fees (096x) EKG                     | N/A                        |                                 |
| 0986                | Professional fees (096x) EEK                     | N/A                        |                                 |
| 0987                | Professional fees (096x) Hospital visit          | N/A                        |                                 |
| 0988                | Professional fees (096x) Consultation            | N/A                        |                                 |
| 0989                | Private duty nurse                               | N/A                        |                                 |
| 0990                | Patient convenience items                        | N/A                        |                                 |
| 0991                | Cafeteria/guest tray                             | N/A                        |                                 |
| 0992                | Private linen service                            | N/A                        |                                 |
| 0993                | Telephone/telegraph                              | N/A                        |                                 |
| 0994                | TV/radio   | N/A                        |                                 |
| 0995                | Nonpatient room rentals                          | N/A                        |                                 |
| 0996                | Late discharge charge                            | N/A                        |                                 |
| 0997                | Admission kits                                   | N/A                        |                                 |
| 0998                | Beauty shop/barber                               | N/A                        |                                 |
| 0999                | Other patient convenience item                   | N/A                        |                                 |
| 1000                | Behavioral health accomodations                  | N/A                        |                                 |
| 1001                | Residential treatment-psychiatric                | N/A                        |                                 |
| 1002                | Residential treatment-chemical dependency        | N/A                        |                                 |
| 1003                | Supervised living                                | N/A                        |                                 |
| 1004                | Halfway house                                    | N/A                        |                                 |
| 1005                | Group home                                       | N/A                        |                                 |
| 2100                | Alternative therapy services                     | N/A                        |                                 |
| 2101                | Acupuncture                                      | N/A                        |                                 |
| 2102                | Acupressure                                      | N/A                        |                                 |
| 2103                | Massage  | N/A                        |                                 |
| 2104                | Reflexology                                      | N/A                        |                                 |
| 2105                | Biofeedback                                      | N/A                        |                                 |
| 2106                | Hypnosis   | N/A                        |                                 |

**APPENDIX O3**  
**Revenue Code to Primary Cost Center Crosswalk**

| <b>Revenue Code</b> | <b>Revenue Code Description</b>            | <b>Primary Cost Center</b> | <b>Primary Cost Center Name</b> |
|---------------------|--|----------------------------|---------------------------------|
| 2109                | Other alternative therapy services         | N/A                        |                                 |
| 3101                | Adult day care, Medical and social, hourly | N/A                        |                                 |
| 3102                | Adult day care, social, hourly             | N/A                        |                                 |
| 3103                | Adult day care, medical and social, daily  | N/A                        |                                 |
| 3104                | Adult day care, social, daily              | N/A                        |                                 |
| 3105                | Adult foster care, daily                   | N/A                        |                                 |
| 3109                | Other adult care                           | N/A                        |                                 |

Source: [http://www.cms.hhs.gov/HospitalOutpatientPPS/03\\_crosswalk.asp](http://www.cms.hhs.gov/HospitalOutpatientPPS/03_crosswalk.asp)

**APPENDIX O4**  
**Hospitals in this Report**

Vermont Acute Care Hospitals

Brattleboro Memorial Hospital  
(BRAT)  
17 Belmont Avenue  
Brattleboro, Vermont 05301

Central Vermont Medical Center  
(CVMC)  
P.O. Box 547  
Barre, Vermont 05641

Copley Hospital  
(COPL)  
528 Washington Highway  
Morrisville, Vermont 05661

Fletcher Allen Health Care  
(FAHC)  
111 Colchester Avenue  
Burlington, Vermont 05401

Gifford Medical Center  
(GIFF)  
44 Main Street, P.O. Box 2000  
Randolph, Vermont 05060

Grace Cottage Hospital  
(GRAC)  
Route 35, P.O. Box 216  
Townshend, Vermont 05353

Mt. Ascutney Hospital and Health Center  
(MT.A)  
289 County Road  
Windsor, Vermont 05089

North Country Hospital  
(NCTY)  
189 Prouty Drive  
Newport, Vermont 05855

Northeastern Vermont Regional Hospital  
(NEVT)  
1315 Hospital Drive, P.O. Box 905  
St. Johnsbury, Vermont 05819

Northwestern Medical Center  
(NWST)  
133 Fairfield Street, P.O. Box 1370  
St. Albans, Vermont 05478

Porter Medical Center  
(PORT)  
115 Porter Drive  
Middlebury, Vermont 05753

Rutland Regional Medical Center  
(RRMC)  
160 Allen Street  
Rutland, Vermont 05701

Southwestern Vermont Medical Center  
(SWVT)  
100 Hospital Drive East  
Bennington, Vermont 05201

Springfield Hospital  
(SPRF)  
25 Ridgewood Road, P.O. Box 2003  
Springfield, Vermont 05156

The Veterans Administration Medical  
and Regional Office Center (V.A.)  
215 North Main Street  
White River Junction, Vermont 05009

**APPENDIX O4**  
**Hospitals in this Report**

New Hampshire Hospitals

|  |   |  |
|--|---|--|
| Alice Peck Day Memorial Hospital<br>(NH-Alice Day)<br>Lebanon, New Hampshire         | Exeter Hospital<br>(NH-Exeter)<br>Exeter, New Hampshire                       | Parkland Medical Center<br>(NH-Parkland)<br>Derry, New Hampshire                   |
| Androscoggin Valley Hospital<br>(NH-Androscoggin)<br>Berlin, New Hampshire           | Franklin Regional Hospital<br>(NH-Franklin)<br>Franklin, New Hampshire        | Portsmouth Regional Hospital<br>(NH-Portsmouth)<br>Portsmouth, New Hampshire       |
| Catholic Medical Center<br>(NH-Catholic)<br>Manchester, New Hampshire                | Frisbie Memorial Hospital<br>(NH-Frisbie)<br>Rochester, New Hampshire         | Southern New Hampshire Medical Center<br>(NH-Southern NH)<br>Nashua, New Hampshire |
| Cheshire Medical Center<br>(NH-Cheshire)<br>Keene, New Hampshire                     | Huggins Hospital<br>(NH-Huggins)<br>Wolfeboro, New Hampshire                  | St. Joseph's Hospital<br>(NH-St. Joseph's)<br>Nashua, New Hampshire                |
| Concord Hospital<br>(NH-Concord)<br>Concord, New Hampshire                           | Lakes Region General Hospital<br>(NH-Lakes Region)<br>Laconia, New Hampshire  | Speare Memorial Hospital<br>(NH-Speare)<br>Plymouth, New Hampshire                 |
| Cottage Hospital<br>(NH-Cottage)<br>Woodsville, New Hampshire                        | Littleton Hospital<br>(NH-Littleton)<br>Littleton, New Hampshire              | Upper Connecticut Valley Hospital<br>(NH-Upper CT Val)<br>Colebrook, New Hampshire |
| Dartmouth Hitchcock Medical Center<br>(NH-Hitchcock)<br>Lebanon, New Hampshire       | Memorial Hospital<br>(NH-Memorial)<br>North Conway, New Hampshire             | Valley Regional Hospital<br>(NH-Valley Reg.)<br>Claremont, New Hampshire           |
| Dartmouth Hitchcock Psychiatric Unit*<br>(NH-Hitch. Psych)<br>Lebanon, New Hampshire | Monadnock Community Hospital<br>(NH-Monadnock)<br>Peterborough, New Hampshire | Weeks Medical Center Hospital<br>(NH-Weeks)<br>Lancaster, New Hampshire            |
| Elliot Hospital<br>(NH-Elliot)<br>Manchester, New Hampshire                          | New London Hospital<br>(NH-New London)<br>New London, New Hampshire           | Wentworth-Douglass Hospital<br>(NH-Wntwth-Doug)<br>Dover, New Hampshire            |

\* Records from the Dartmouth Hitchcock Psychiatric Unit are combined with the Dartmouth Hitchcock Medical Center beginning 2008.

**APPENDIX O4**  
**Hospitals in this Report**

Massachusetts Hospitals Most Frequently Used by Vermont Residents

|   |   |   |
|---|---|---|
| Baystate Medical Center<br>(MA-Baystate)<br>Springfield, Massachusetts            | Franklin Medical Center<br>(MA-Franklin Med)<br>Greenfield, Massachusetts         | North Adams Regional Hospital<br>(MA-North Adams)<br>North Adams, Massachusetts       |
| Berkshire Medical Center<br>(MA-Berkshire)<br>Pittsfield, Massachusetts           | Hillcrest Hospital<br>(MA-Hillcrest)<br>Pittsfield, Massachusetts                 | Northampton VA Medical Center<br>(MA-Northampton)<br>Northampton, Massachusetts       |
| Beth Israel Deaconess Medical Center<br>(MA-Beth Israel)<br>Boston, Massachusetts | Lahey Clinic Hospital<br>(MA-Lahey)<br>Burlington, Massachusetts                  | Tufts-New England Medical Center<br>(MA-N.E. Med Ctr)<br>Boston, Massachusetts        |
| Brigham and Women's Hospital<br>(MA-Brigham)<br>Boston, Massachusetts             | Massachusetts Eye and Ear Infirmary<br>(MA-MA Eye & Ear)<br>Boston, Massachusetts | UMass Memorial Medical Center<br>(MA-U Mass)<br>Worcester, Massachusetts              |
| Children's Hospital Boston<br>(MA-Children's)<br>Boston, Massachusetts            | Massachusetts General Hospital<br>(MA-MA General)<br>Boston, Massachusetts        | VA Boston Healthcare—Boston Division<br>(MA-Boston VA)<br>Boston, Massachusetts       |
| Cooley Dickinson Hospital<br>(MA-Cooley Dicki)<br>Northampton, Massachusetts      | New England Baptist Hospital<br>(MA-N.E. Baptist)<br>Boston, Massachusetts        | VA Boston Healthcare—Brockton Division<br>(MA-Brockton VA)<br>Brockton, Massachusetts |
| Dana-Farber Cancer Institute<br>(MA-Dana Farber)<br>Boston, Massachusetts         | Newton-Wellesley Hospital<br>(MA-Newton Wells)<br>Newton, Massachusetts           |   |

**APPENDIX O4**  
**Hospitals in this Report**

New York Hospitals Most Frequently Used by Vermont Residents

Albany Medical Center Hospital  
(NY-Albany)  
Albany, New York

Mary McClellan Hospital  
(NY-McClellan)  
Cambridge, New York

Phelps Memorial Hospital Center  
(NY-Phelps)  
Sleepy Hollow, New York

Champlain Valley Physicians Hospital  
Medical Center (NY-Champ Val)  
Plattsburgh, New York

Memorial Hospital for Cancer and Allied  
Disorders (NY-Hosp for CA)  
New York, New York

Samaritan Hospital  
(NY-Samaritan)  
Troy, New York

Columbia Presbyterian Medical Center  
(NY-Presbyterian)  
New York, New York

Moses-Ludington Hospital  
(NY-Moses-Luding)  
Ticonderoga, New York

St. Peters Hospital  
(NY-St Peters)  
Albany, New York

Glens Falls Hospital  
(NY-Glens Falls)  
Glens Falls, New York

New York United Hospital Medical Center  
(NY-United Med C.)  
Port Chester, New York

Leonard Hospital  
(NY-Leonard)  
Troy, New York

New York Weill Cornell Medical Center  
(NY-New York)  
New York, New York

## APPENDIX O5

### 2009 Clinical Classifications Software (CCS) High-Level and Single-Level Procedure Categories

#### CCS High Level Procedure Group 1: Operations on the Nervous System

- 1 Incision and excision of CNS
- 2 Insertion, replacement, or removal of extracranial ventricular shunt
- 3 Laminectomy, excision intervertebral disc
- 4 Diagnostic spinal tap
- 5 Insertion of catheter or spinal stimulator and injection into spinal canal
- 6 Decompression peripheral nerve
- 7 Other diagnostic nervous system procedures
- 8 Other non-OR or closed therapeutic nervous system procedures
- 9 Other OR therapeutic nervous system procedures

#### CCS High Level Procedure Group 2: Operations on the Endocrine System

- 10 Thyroidectomy, partial or complete
- 11 Diagnostic endocrine procedures
- 12 Other therapeutic endocrine procedures

#### CCS High Level Procedure Group 3: Operations on the Eye

- 13 Corneal transplant
- 14 Glaucoma procedures
- 15 Lens and cataract procedures
- 16 Repair of retinal tear, detachment
- 17 Destruction of lesion of retina and choroid
- 18 Diagnostic procedures on eye
- 19 Other therapeutic procedures on eyelids, conjunctiva, cornea
- 20 Other intraocular therapeutic procedures
- 21 Other extraocular muscle and orbit therapeutic procedures

#### CCS High Level Procedure Group 4: Operations on the Ear

- 22 Tympanoplasty
- 23 Myringotomy
- 24 Mastoidectomy
- 25 Diagnostic procedures on ear
- 26 Other therapeutic ear procedures

#### CCS High Level Procedure Group 5: Operations on the Nose, Mouth and Pharynx

- 27 Control of epistaxis

- 28 Plastic procedures on nose
- 29 Dental procedures
- 30 Tonsillectomy and/or adenoidectomy
- 31 Diagnostic procedures on nose, mouth and pharynx
- 32 Other non-OR therapeutic procedures on nose, mouth and pharynx
- 33 Other OR therapeutic procedures on nose, mouth and pharynx

#### CCS High Level Procedure Group 6: Operations on the Respiratory System

- 34 Tracheostomy, temporary and permanent
- 35 Tracheoscopy and laryngoscopy with biopsy
- 36 Lobectomy or pneumonectomy
- 37 Diagnostic bronchoscopy and biopsy of bronchus
- 38 Other diagnostic procedures on lung and bronchus
- 39 Incision of pleura, thoracentesis, chest drainage
- 40 Other diagnostic procedures of respiratory tract and mediastinum
- 41 Other non-OR therapeutic procedures on respiratory system
- 42 Other OR therapeutic procedures on respiratory system

#### CCS High Level Procedure Group 7: Operations on the Cardiovascular System

- 43 Heart valve procedures
- 44 Coronary artery bypass graft (CABG)
- 45 Percutaneous transluminal coronary angioplasty (PTCA)
- 46 Coronary thrombolysis
- 47 Diagnostic cardiac catheterization, coronary arteriography
- 48 Insertion, revision, replacement, removal of cardiac pacemaker or cardioverter/defibrillator
- 49 Other OR heart procedures
- 50 Extracorporeal circulation auxiliary to open heart procedures
- 51 Endarterectomy, vessel of head and neck
- 52 Aortic resection, replacement or anastomosis
- 53 Varicose vein stripping, lower limb
- 54 Other vascular catheterization, not heart
- 55 Peripheral vascular bypass
- 56 Other vascular bypass and shunt, not heart
- 57 Creation, revision and removal of arteriovenous fistula or vessel-to-vessel cannula for dialysis

## APPENDIX O5

### 2009 Clinical Classifications Software (CCS) High-Level and Single-Level Procedure Categories

#### CCS High Level Procedure Group 7: Operations on the Cardiovascular System (Continued)

- 58 Hemodialysis
- 59 Other OR procedures on vessels of head and neck
- 60 Embolectomy and endarterectomy of lower limbs
- 61 Other OR procedures on vessels other than head and neck
- 62 Other diagnostic cardiovascular procedures
- 63 Other non-OR therapeutic cardiovascular procedures

#### CCS High Level Procedure Group 8: Operations on the Hemic and Lymphatic System

- 64 Bone marrow transplant
- 65 Bone marrow biopsy
- 66 Procedures on spleen
- 67 Other therapeutic procedures, hemic and lymphatic system

#### CCS High Level Procedure Group 9: Operations on the Digestive System

- 68 Injection or ligation of esophageal varices
- 69 Esophageal dilatation
- 70 Upper gastrointestinal endoscopy, biopsy
- 71 Gastrostomy, temporary and permanent
- 72 Colostomy, temporary and permanent
- 73 Ileostomy and other enterostomy
- 74 Gastrectomy, partial and total
- 75 Small bowel resection
- 76 Colonoscopy and biopsy
- 77 Proctoscopy and anorectal biopsy
- 78 Colorectal resection
- 79 Local excision of large intestine lesion (not endoscopic)
- 80 Appendectomy
- 81 Hemorrhoid procedures
- 82 Endoscopic retrograde cannulation of pancreas (ERCP)
- 83 Biopsy of liver
- 84 Cholecystectomy and common duct exploration
- 85 Inguinal and femoral hernia repair
- 86 Other hernia repair
- 87 Laparoscopy

- 88 Abdominal paracentesis
- 89 Exploratory laparotomy
- 90 Excision, lysis peritoneal adhesions
- 91 Peritoneal dialysis
- 92 Other bowel diagnostic procedures
- 93 Other non-OR upper GI therapeutic procedures
- 94 Other OR upper GI therapeutic procedures
- 95 Other non-OR lower GI therapeutic procedures
- 96 Other OR lower GI therapeutic procedures
- 97 Other gastrointestinal diagnostic procedures
- 98 Other non-OR gastrointestinal therapeutic procedures
- 99 Other OR gastrointestinal therapeutic procedures

#### CCS High Level Procedure Group 10: Operations on the Urinary System

- 100 Endoscopy and endoscopic biopsy of the urinary tract
- 101 Transurethral excision, drainage, or removal urinary obstruction
- 102 Ureteral catheterization
- 103 Nephrotomy and nephrostomy
- 104 Nephrectomy, partial or complete
- 105 Kidney transplant
- 106 Genitourinary incontinence procedures
- 107 Extracorporeal lithotripsy, urinary
- 108 Indwelling catheter
- 109 Procedures on the urethra
- 110 Other diagnostic procedures of urinary tract
- 111 Other non-OR therapeutic procedures of urinary tract
- 112 Other OR therapeutic procedures of urinary tract

#### CCS High Level Procedure Group 11: Operations on the Male Genital Organs

- 113 Transurethral resection of prostate (TURP)
- 114 Open prostatectomy
- 115 Circumcision
- 116 Diagnostic procedures, male genital
- 117 Other non-OR therapeutic procedures, male genital
- 118 Other OR therapeutic procedures, male genital



## APPENDIX O5

### 2009 Clinical Classifications Software (CCS) High-Level and Single-Level Procedure Categories

#### CCS High Level Procedure Group 12: Operations on the Female Genital Organs

- 119 Oophorectomy, unilateral and bilateral
- 120 Other operations on ovary
- 121 Ligation of fallopian tubes
- 123 Other operations on fallopian tubes
- 124 Hysterectomy, abdominal and vaginal
- 125 Other excision of cervix and uterus
- 126 Abortion (termination of pregnancy)
- 127 Dilatation and curettage (D&C), aspiration after delivery or abortion
- 128 Diagnostic dilatation and curettage (D&C)
- 129 Repair of cystocele and rectocele, obliteration of vaginal vault
- 130 Other diagnostic procedures, female organs
- 131 Other non-OR therapeutic procedures, female organs
- 132 Other OR therapeutic procedures, female organs

#### CCS High Level Procedure Group 13: Obstetrical Procedures

- 122 Removal of ectopic pregnancy
- 133 Episiotomy
- 134 Cesarean section
- 135 Forceps, vacuum, and breech delivery
- 136 Artificial rupture of membranes to assist delivery
- 137 Other procedures to assist delivery
- 138 Diagnostic amniocentesis
- 139 Fetal monitoring
- 140 Repair of current obstetric laceration
- 141 Other therapeutic obstetrical procedures

#### CCS High Level Procedure Group 14: Operations on the Musculoskeletal System

- 142 Partial excision bone
- 143 Bunionectomy or repair of toe deformities
- 144 Treatment, facial fracture or dislocation
- 145 Treatment, fracture or dislocation of radius and ulna
- 146 Treatment, fracture or dislocation of hip and femur
- 147 Treatment, fracture or dislocation of lower extremity (other than hip or femur)

- 148 Other fracture and dislocation procedure
- 149 Arthroscopy
- 150 Division of joint capsule, ligament or cartilage
- 151 Excision of semilunar cartilage of knee
- 152 Arthroplasty knee
- 153 Hip replacement, total and partial
- 154 Arthroplasty other than hip or knee
- 155 Arthrocentesis
- 156 Injections and aspirations of muscles, tendons, bursa, joints and soft tissue
- 157 Amputation of lower extremity
- 158 Spinal fusion
- 159 Other diagnostic procedures on musculoskeletal system
- 160 Other therapeutic procedures on muscles and tendons
- 161 Other OR therapeutic procedures on bone
- 162 Other OR therapeutic procedures on joints
- 163 Other non-OR therapeutic procedures on musculoskeletal system
- 164 Other OR therapeutic procedures on musculoskeletal system

#### CCS High Level Procedure Group 15: Operations on the Integumentary System

- 165 Breast biopsy and other diagnostic procedures on breast
- 166 Lumpectomy, quadrantectomy of breast
- 167 Mastectomy
- 168 Incision and drainage, skin and subcutaneous tissue
- 169 Debridement of wound, infection or burn
- 170 Excision of skin lesion
- 171 Suture of skin and subcutaneous tissue
- 172 Skin graft
- 173 Other diagnostic procedures on skin and subcutaneous tissue
- 174 Other non-OR therapeutic procedures on skin and breast
- 175 Other OR therapeutic procedures on skin and breast

#### CCS High Level Procedure Group 16: Miscellaneous Diagnostic and Therapeutic Procedures

- 176 Other organ transplantation
- 177 Computerized axial tomography (CT) scan head

## APPENDIX O5

### 2009 Clinical Classifications Software (CCS) High-Level and Single-Level Procedure Categories

#### CCS High Level Procedure Group 16: Miscellaneous Diagnostic and Therapeutic Procedures (Continued)

- 178 CT scan chest
- 179 CT scan abdomen
- 180 Other CT scan
- 181 Myelogram
- 182 Mammography
- 183 Routine chest X-ray
- 184 Intraoperative cholangiogram
- 185 Upper gastrointestinal X-ray
- 186 Lower gastrointestinal X-ray
- 187 Intravenous pyelogram
- 188 Cerebral arteriogram
- 189 Contrast aortogram
- 190 Contrast arteriogram of femoral and lower extremity arteries
- 191 Arterio- or venogram (not heart and head)
- 192 Diagnostic ultrasound of head and neck
- 193 Diagnostic ultrasound of heart (echocardiogram)
- 194 Diagnostic ultrasound of gastrointestinal tract
- 195 Diagnostic ultrasound of urinary tract
- 196 Diagnostic ultrasound of abdomen or retroperitoneum
- 197 Other diagnostic ultrasound
- 198 Magnetic resonance imaging
- 199 Electroencephalogram (EEG)
- 200 Nonoperative urinary system measurements
- 201 Cardiac stress tests
- 202 Electrocardiogram
- 203 Electrographic cardiac monitoring
- 204 Swan-Ganz catheterization for monitoring
- 205 Arterial blood gases
- 206 Microscopic examination (bacterial smear, culture, toxicology)
- 207 Radioisotope bone scan
- 208 Radioisotope pulmonary scan
- 209 Radioisotope scan and function studies

- 210 Other radioisotope scan
- 211 Therapeutic radiology
- 212 Diagnostic physical therapy
- 213 Physical therapy exercises, manipulation, and other procedures
- 214 Traction, splints, and other wound care
- 215 Other physical therapy and rehabilitation
- 216 Respiratory intubation and mechanical ventilation
- 217 Other respiratory therapy
- 218 Psychological and psychiatric evaluation and therapy
- 219 Alcohol and drug rehabilitation/detoxification
- 220 Ophthalmologic and otologic diagnosis and treatment
- 221 Nasogastric tube
- 222 Blood transfusion
- 223 Enteral and parenteral nutrition
- 224 Cancer chemotherapy
- 225 Conversion of cardiac rhythm
- 226 Other diagnostic radiology and related techniques
- 227 Other diagnostic procedures (interview, evaluation, consultation)
- 228 Prophylactic vaccinations and inoculations
- 229 Nonoperative removal of foreign body
- 230 Extracorporeal shock wave lithotripsy, other than urinary
- 231 Other therapeutic procedures

#### CCS High Level Procedure Group 17: Group of new categories added to effectively represent codes specific to CPT

- 232 Anesthesia
- 233 Laboratory - Chemistry and Hematology
- 234 Pathology
- 235 Other Laboratory
- 237 Ancillary Services
- 239 Transportation - patient, provider, equipment
- 240 Medications, Injections, infusions and other forms
- 241 Visual aids and other optical supplies
- 243 DME and supplies
- 244 Gastric bypass and volume reduction

## APPENDIX O6 History of Outpatient Data Collection

### *History in Outpatient data collection and identification*

The outpatient data collected from 1989-2000 were limited to surgical procedures performed in hospital operating rooms. In reporting year 2001, the outpatient definition was revised to include procedures coded within the ICD-9-CM code range 01-86.99 that occurred in other ambulatory surgery settings in addition to designated operating rooms.

BISHCA, VAHHS-NSO and VDH adopted the new definition for the dual purposes of capturing comparable outpatient data among Vermont hospitals and being compatible with the definition used by the state of New Hampshire and the New Hampshire Hospital Association. Beginning with reporting year 2001, the outpatient dataset also includes records of Vermont residents using New Hampshire hospitals for outpatient procedures.

In reporting year 2002, a small number of procedures in the new ICD-9-CM code range beginning 00 began to appear in the outpatient procedures dataset. While these procedures were outside the required reporting range, they have been included in the reports since 2003. With the expansion of the outpatient data in 2006 these procedures are now required to be reported and outpatient procedures are defined as records having any procedure within the ICD-9-CM code range 00-86.99.

Beginning with reporting year 2003, two changes were made to the records selected for inclusion in outpatient procedure analyses. Records with certain patient types (observation bed records “O” and series patient records “X”) in addition to those designated as ambulatory surgery (patient type “A”) were included if they had a procedure in the defined range. At the same time, records that originated in the emergency department (ED) were excluded from most analyses, even if they had a procedure in the defined range. In 2005, records with patient

type E, not having an emergency room revenue code (450-459), were included in the outpatient data if the record had any procedure in range. The expansion of patient types was made for the following reasons:

- 1) Limiting records to patient type “A” left some appropriate ambulatory surgery patient records out of analyses. These included those patients whose hospital visit began with ambulatory surgery and were then held overnight for observation (patient type “O”) or had follow up treatment planned within the same month (series patients, labeled “X”).
- 2) The 2003 data showed some unexplained changes in patient type designation for records with procedures in the defined range. The number of patient type “A” records at certain hospitals decreased significantly, while the number of patient type “O” or “X” records increased. Some of the increase in “O” and “X” records may be due to coding errors.

A decrease in records occurred due to the exclusion of records that originated in the ED from most tables. Records originating in the ED were excluded from most outpatient procedure analyses in order to handle an apparent inconsistency in how hospitals code ED patients who require a procedure in the ICD-9-CM range 00.0-86.99 (such as skin suturing, for example). Some hospitals label these patients as patient type “A” and some as patient type “E.” Limiting most outpatient procedure analyses to only those records not originating in the ED has focused the analyses on what might be called “planned” procedures.

Beginning in 2004, outpatient procedure data also became available from the New York Department of Health for Vermont residents using New York hospitals and free-standing ambulatory surgery centers. New

York uses a stricter definition for outpatient procedures than Vermont. New York limits collection of outpatient procedure records to those procedures which require anesthesia and take place in an operating room.

Beginning with reporting year 2006, additional records were collected on all outpatient visits, including diagnostic and therapeutic services and tests at Vermont's acute care hospitals.

Tables O8-O12 examine this expanded dataset, looking at specific primary cost centers, or diagnostic groups and are included as examples of the type of information that can be extracted.

Beginning with reporting year 2008, categorizing outpatient visits by CPT/HCPCS procedures and services codes in addition to primary ICD-9-CM procedures are reported in preparation for a shift away from reporting ICD-9-CM procedures in the outpatient setting.