

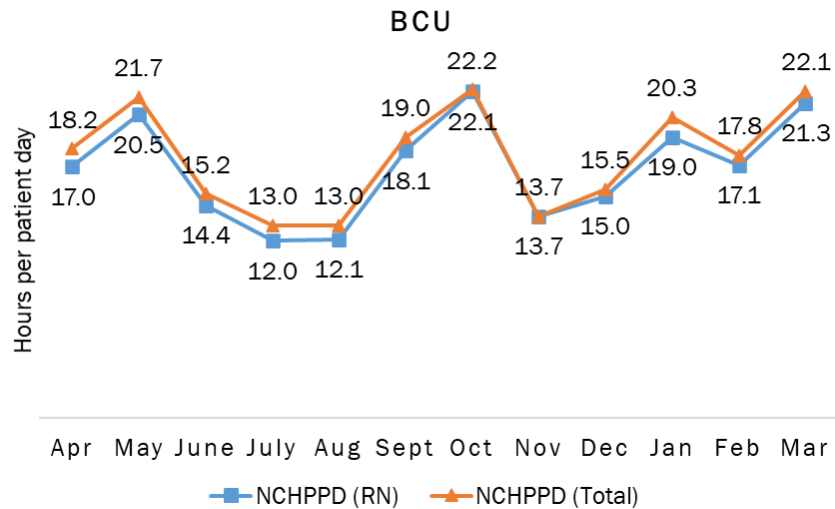
2021 Nurse Staffing Data

Northeastern Vermont Regional Hospital Birth Center Unit (BCU)

The Birth Center Unit opened in April 2016 and has 6 licensed beds. Three of the beds are LDR (Labor, Delivery, Recovery), and the remaining three beds are for postpartum care. The laboring mother is admitted to the LDR room, labors, delivers and recovers and is then transferred to a postpartum bed along with the baby. There is a nursery space for stabilization. Two RNs are scheduled each eight-hour shift, who provide L&D and mother/baby care.

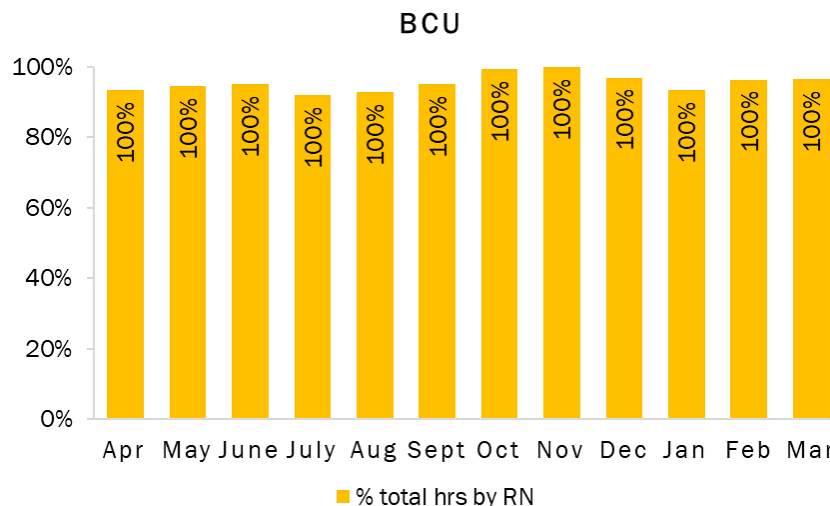
Nursing Care Hours per Patient Day (NCHPPD): April 2020 - March 2021

This graph shows the average number of direct nursing care hours provided per patient during a 24-hour period. Results are shown for care provided by registered nurses (RNs) and by all nursing staff (total) by month.



Percent of Total Nursing Care Hours Provided by RNs: April 2020 - March 2021

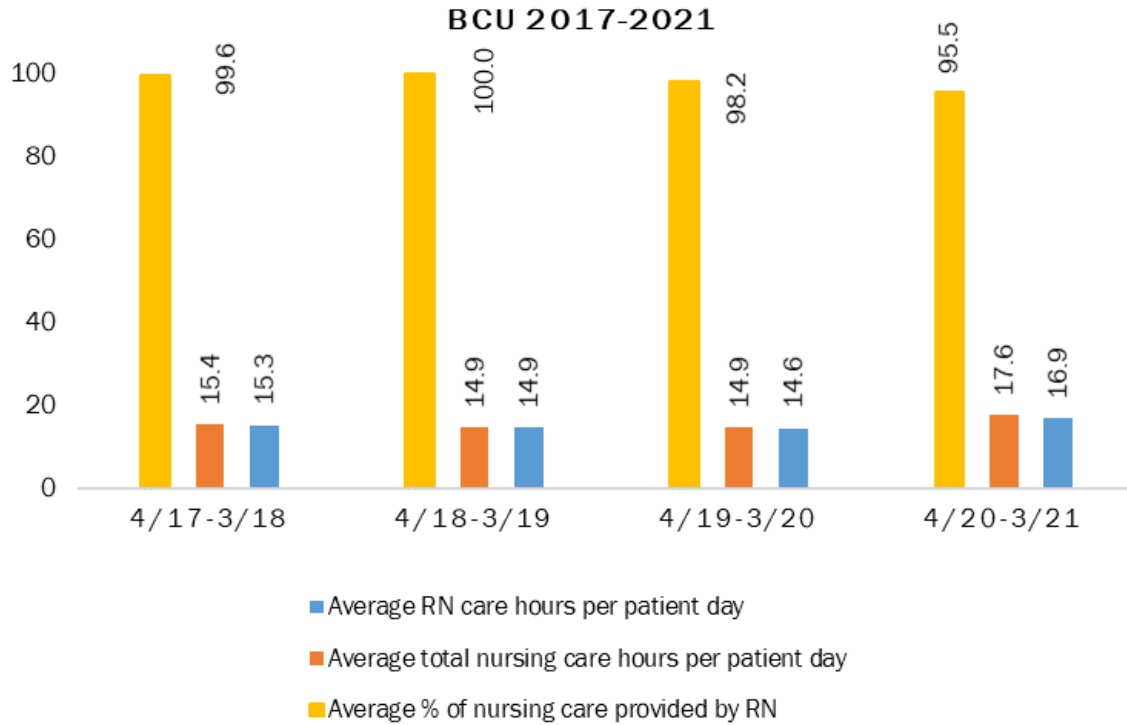
This graph shows the percentage of total nursing hours provided by RNs each month. Yearly average is 100%.



2021 Nurse Staffing Data

Yearly Average of RN and Total Nursing Care Hours per Patient Day, Percent of Total Nursing Care Hours Provided by RNs, 2017 - 2021

The graph below shows trend over time on the average RN and total nursing care hours per patient days, and average percentage of nursing care that was provided by RN.

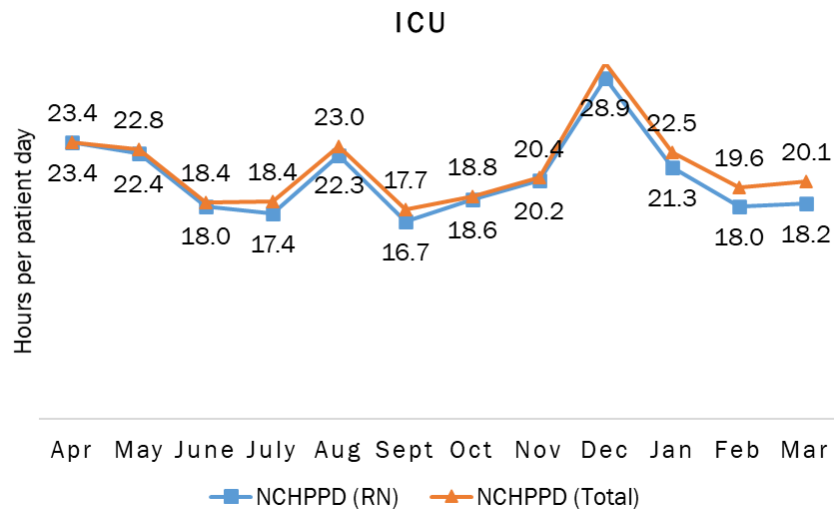


Northeastern Vermont Regional Hospital Intensive Care Unit

The Intensive Care Unit has 4 licensed beds and cares for patients of all ages. Types of services provided in this setting include care of people with, or at risk of developing life-threatening problems.

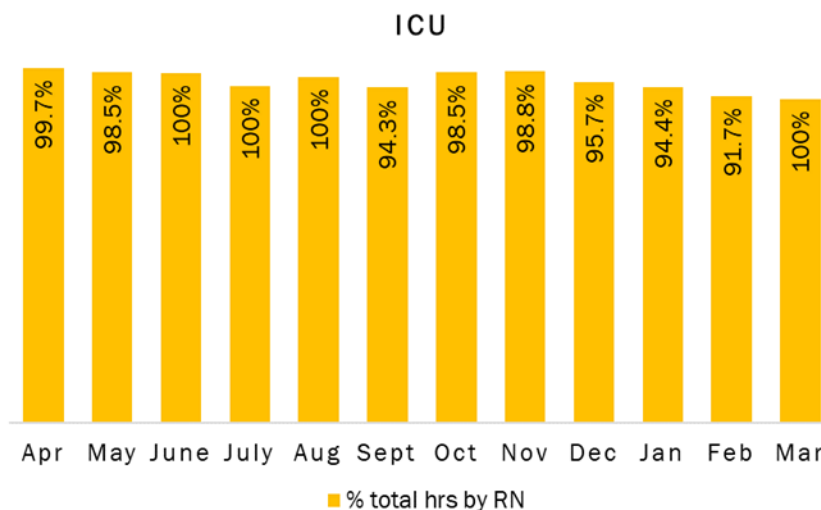
Nursing Care Hours per Patient Day (NCHPPD): April 2020 - March 2021

This graph shows the average number of direct nursing care hours provided per patient during a 24-hour period. Results are shown for care provided by registered nurses (RNs) and by all nursing staff (total) by month.



Percent of Total Nursing Care Hours Provided by RNs: April 2020 - March 2021

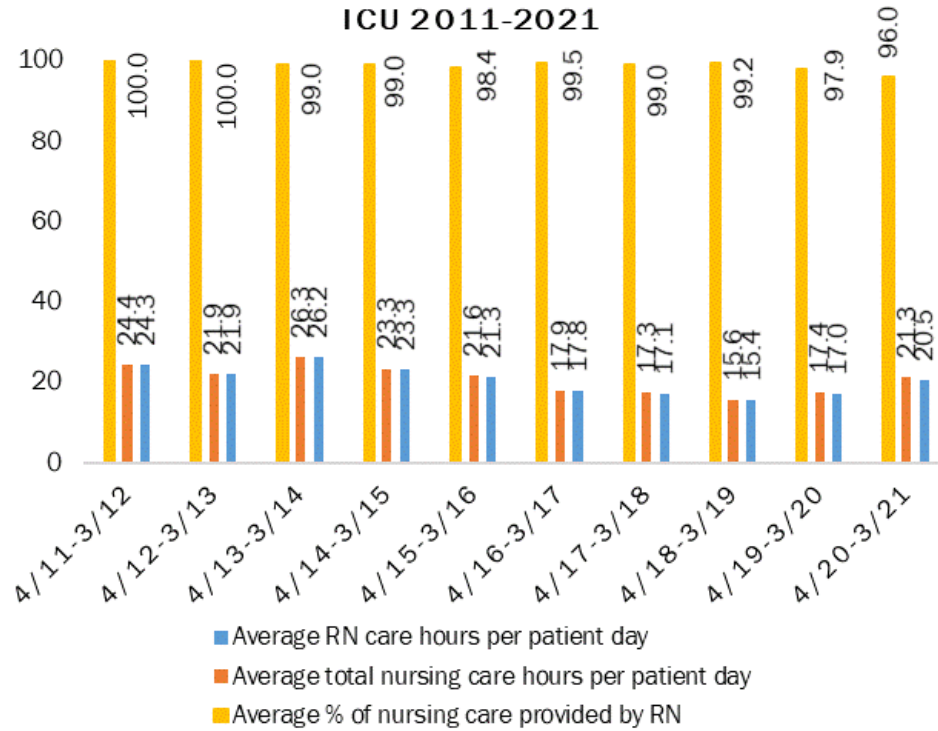
This graph shows the percentage of total nursing hours provided by RNs each month. Yearly average is 96%.



2021 Nurse Staffing Data

Yearly Average of RN and Total Nursing Care Hours per Patient Day, Percent of Total Nursing Care Hours Provided by RNs, 2011 - 2021

The graph below shows trend over time on the average RN and total nursing care hours per patient days, and average percentage of nursing care that was provided by RN.



2021 Nurse Staffing Data

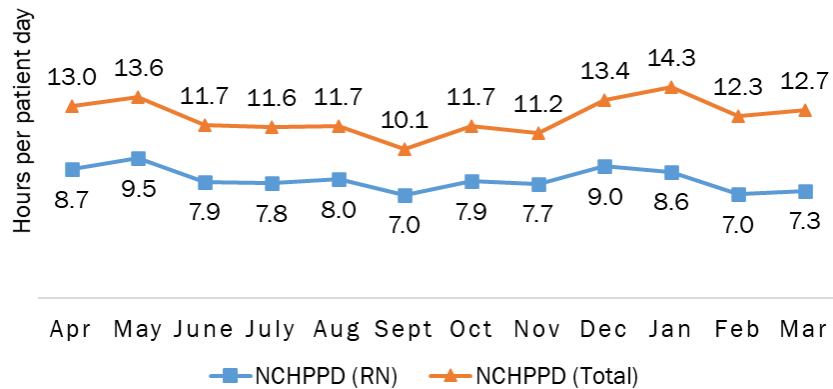
Northwestern Vermont Regional Hospital Medical/Surgical Unit

The Medical/Surgical Unit has 18 licensed beds and cares for patients of all ages. Types of services provided in this setting include care of people with general medical and surgical problems, heart monitoring, end-of-life care, and rehabilitative care. Short term care for people who cannot manage independently in their home is also provided (Swing Bed Patients).

Nursing Care Hours per Patient Day (NCHPPD): April 2020 - March 2021

This graph shows the average number of direct nursing care hours provided per patient during a 24-hour period. Results are shown for care provided by registered nurses (RNs) and by all nursing staff (total) by month.

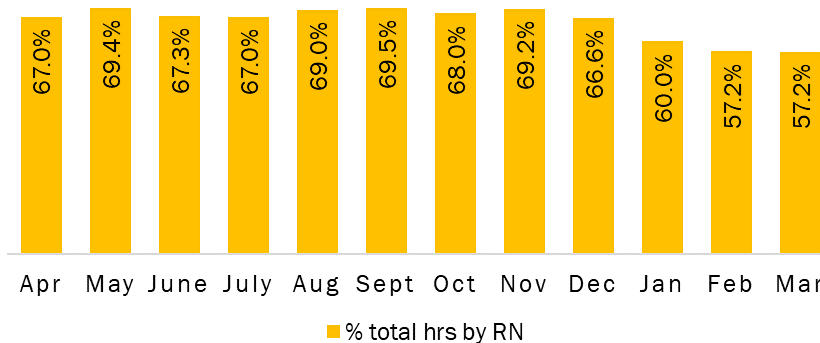
Med/Surg Unit



Percent of Total Nursing Care Hours Provided by RNs: April 2020 - March 2021

This graph shows the percentage of total nursing hours provided by RNs each month. Yearly average is 65.5%.

Med/Surg Unit



2021 Nurse Staffing Data

Yearly Average of RN and Total Nursing Care Hours per Patient Day, Percent of Total Nursing Care Hours Provided by RNs, 2011 - 2021

The graph below shows trend over time on the average RN and total nursing care hours per patient days, and average percentage of nursing care that was provided by RN.

