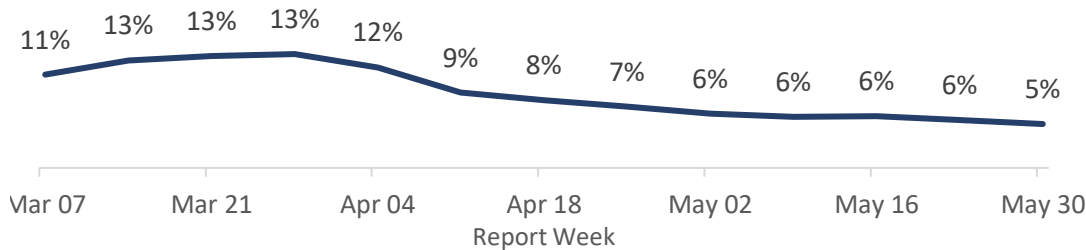


The population of Vermonters who are Black, Indigenous, and people of color (BIPOC) have faced disparities throughout the COVID-19 pandemic. BIPOC Vermonters continue to have a lower vaccination rate (64%) than those who are Non-Hispanic white (69%) as of June 4, 2021. This gap decreased from 13% over the month of April but remained around 6% through May before dropping to 5% this week.

**While non-Hispanic whites have higher vaccination rates than BIPOC Vermonters, the gap has decreased in recent weeks from a peak of 13% to 5%.**

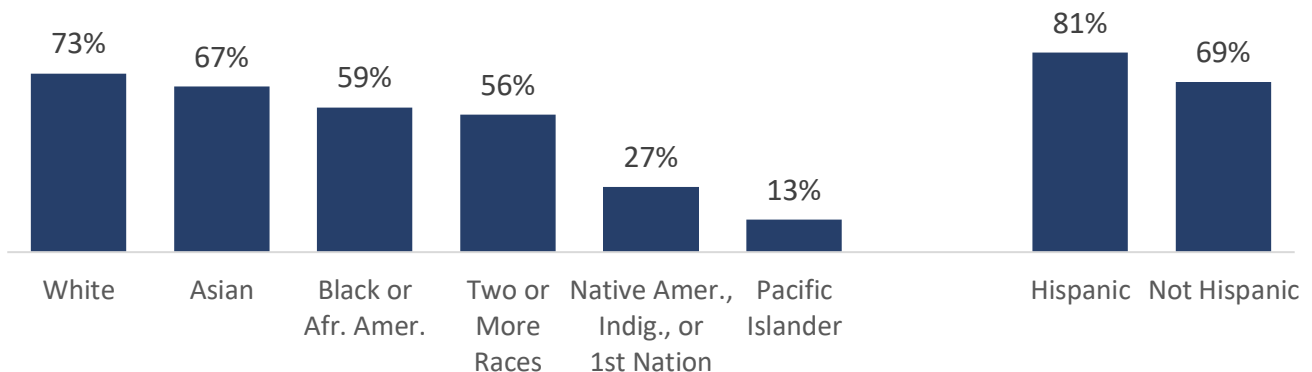
## KEY POINTS

- **Non-Hispanic whites have higher COVID-19 vaccination rates than BIPOC Vermonters.**
- **The gap is higher for 65+ than for 12-64.**
- **The gap exists in most counties for ages 30+, but not for ages 12-30.**



White Vermonters (including Hispanic white Vermonters) age 12 and older have the highest vaccination rates (73%), followed by Asian Vermonters at 67%. Vermonters who identify as Pacific Islander are the least likely to be vaccinated, with only 13% of this population having received at least one dose of the COVID-19 vaccine. A higher proportion of Hispanics (81%) received a vaccine than non-Hispanics (69%).

**For Vermonters 12+, whites have the highest vaccination rates.**



Note: Race information is missing for 5% and ethnicity is missing for 8% of people vaccinated.

**Data sources:** Vermont Immunization Registry (IMR); Vermont Department of Health Population estimates (2019)

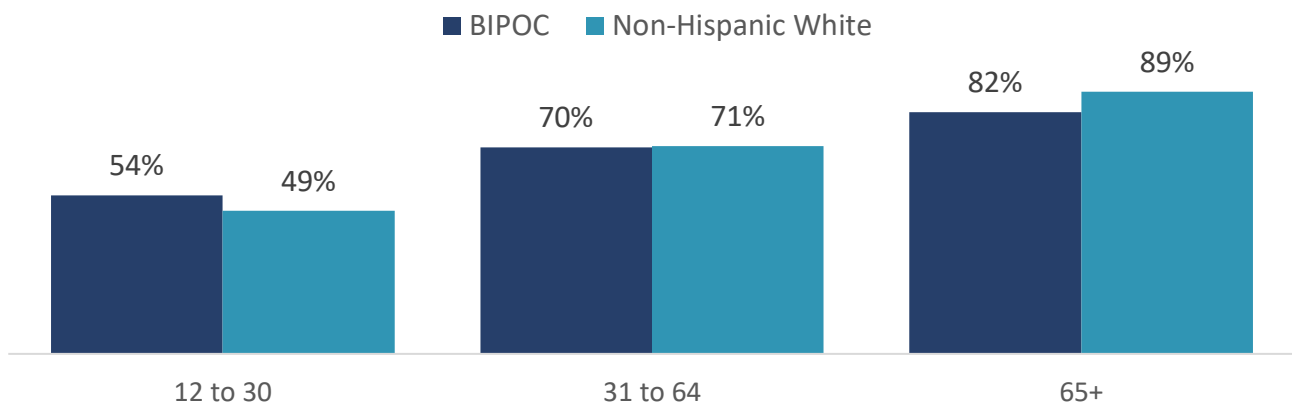
# COVID-19 Vaccination Rates by Race and Ethnicity

## Race/Ethnicity Patterns by Age Groups (12-30, 31-64, and 65+)

- Native American/Indigenous/First Nation Vermonters have lower vaccination rates than white, Black, Asian and Multiracial Vermonters within each age group.
- Hispanic Vermonters have a higher vaccination rate than non-Hispanic Vermonters in all age groups.
- Asian Vermonters have the highest vaccination rates for age 12-30, followed by Black and white Vermonters, who have similar rates in this age group.
- For ages 31-64, white and Asian Vermonters have the highest, and similar, rates. Black and Multiracial Vermonters follow these groups and are also similar to each other.
- White Vermonters have the highest rate in 65+. Black, Multiracial and Asian Vermonters in the 65+ range have similar rates to each other and lower than that of white Vermonters.

## The gap in COVID-19 vaccination rates between non-Hispanic white and BIPOC Vermonters is inverse in the youngest and oldest age groups.

More than 3,100 of the 3,800 BIPOC Vermonters who are aged 65+ have received at least a first dose of a COVID-19 vaccine.



## Non-Hispanic whites have higher vaccination rates than BIPOC Vermonters in some counties for ages 30+, but rarely for the 12-30 age group.

**Aged 12-30:** Grand Isle, Washington

**Aged 31-64:** Addison, Bennington, Caledonia, Essex, Franklin, Grand Isle, Rutland, Windham

**Aged 65+:** Caledonia, Franklin, Lamoille, Orange, Orleans, Rutland, Washington, Windsor

A few county findings are suppressed due to very small or very large numbers.

## Key Takeaways

The conditions in which we live, work, and play, known as the social determinants of health, affect a wide range of health outcomes. Systems of structural oppression and racism greatly impact social determinants of health. In other words, even before the COVID-19 pandemic, not everyone in Vermont had equal access to the conditions that favor health. COVID-19 shines a light on these inequities. BIPOC Vermonters are at disproportionate risk for poor health outcomes, including COVID-19. In addition, this population is at higher risk for more serious outcomes, such as hospitalization, and may lack access to information and resources. For more information on what the Vermont Department of Health is doing to mitigate racial and ethnic health disparities, please visit [www.healthvermont.gov/about-us/our-vision-mission/health-equity](http://www.healthvermont.gov/about-us/our-vision-mission/health-equity)

**For more information:** COVID-19 Vaccination Data Team,  
[AHS.VDHHSCOVIDVaccinationData@vermont.gov](mailto:AHS.VDHHSCOVIDVaccinationData@vermont.gov)