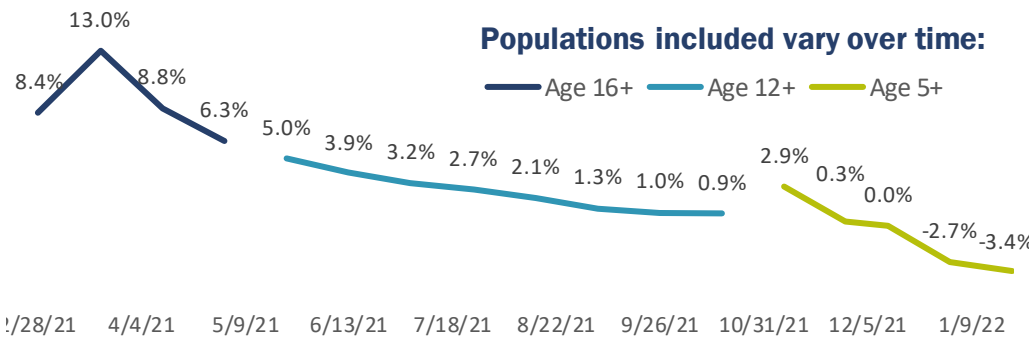


Vermonters who are Black, Indigenous, and people of color (BIPOC) have faced disparities throughout the COVID-19 pandemic, including vaccination rates. However, currently, as of January 28, 2022, BIPOC Vermonters have higher vaccination rates than non-Hispanic whites, 86% and 83%, respectively.

KEY POINTS

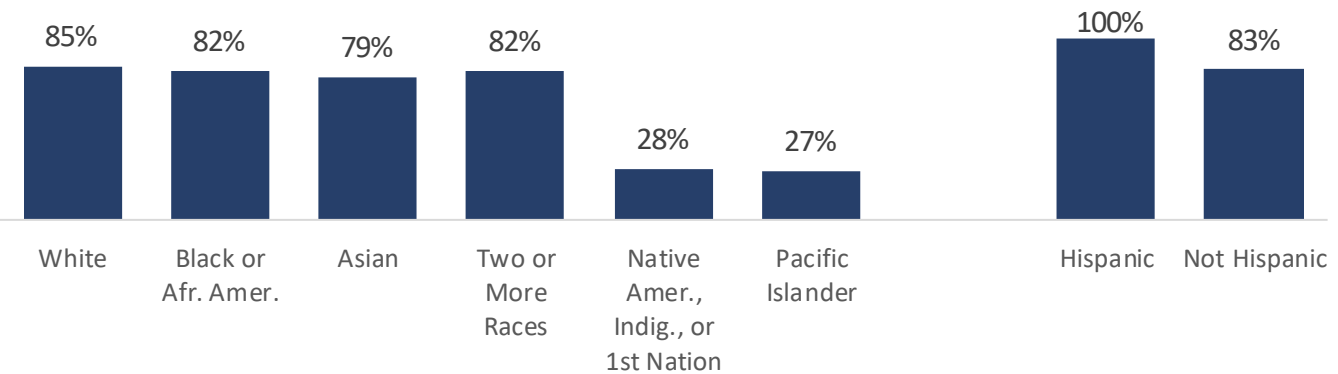
- **BIPOC Vermonters have higher vaccination rates than non-Hispanic whites, statewide and in all age groups.**
- **However, inequities exist between racial groups and in some age groups in some parts of the state.**

BIPOC Vermonters have higher COVID-19 vaccination rates than non-Hispanic whites.



White Vermonters (including Hispanic white Vermonters) age 5 and older have the highest vaccination rates (85%), followed by Black Vermonters (82%), those who identify with two or more races (82%), and Asian Vermonters (79%). Vaccination rates are lowest for Vermonters who identify as Native American, Indigenous, or First Nation and Pacific Islanders. A higher proportion of Hispanic Vermonters (100%) received a vaccine than non-Hispanic Vermonters (83%).

For Vermonters age 5+, whites have the highest vaccination rates.



Note: Race/ethnicity information is missing for 4% of people vaccinated.

Data sources: Vermont Immunization Registry (IMR); Vermont Department of Health Population estimates (2019).

Data note: At the state level, numbers and percentages are capped at 100%. Population estimates, in some cases, may underestimate or overestimate the true population number.

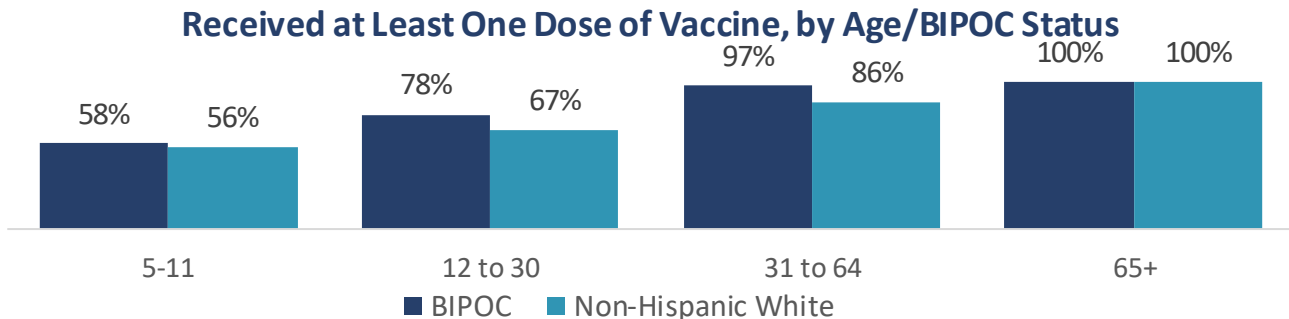
COVID-19 Vaccination Rates by Race and Ethnicity

Race/Ethnicity Patterns by Age Groups (5-11, 12-30, 31-64, and 65+)

- Pacific Islander and Native American, Indigenous, or First Nation Vermonters have lower vaccination rates than white, Black, Asian and multiracial Vermonters within each age group.
- Hispanic Vermonters have a higher vaccination rate than non-Hispanic Vermonters in all age groups.
- Asian Vermonters have the highest vaccination rate in ages 5-11, followed by white and then Black Vermonters. Multiracial Vermonters' rates are lower than these rates.
- Black Vermonters have the highest vaccination rates for ages 12-30, followed by white and Asian Vermonters who have similar rates for this age group.
- For ages 31-64, multiracial Vermonters have the highest vaccination rates. White, Black, and Asian Vermonters follow with lower, similar rates.
- Multiracial and white Vermonters have the highest vaccination rates for ages 65. Black and Asian Vermonters follow with slightly lower rates.

BIPOC Vermonters have higher COVID-19 vaccination rates than non-Hispanic whites in all age groups.

About 2,800 of the almost 5,000 BIPOC Vermonters aged 5-11 have received at least one dose of a COVID-19 vaccine. Almost 13,200 of the nearly 17,000 BIPOC Vermonters aged 12-30 have received at least one dose of a COVID-19 vaccine, and almost 17,000 of the nearly 17,500 BIPOC Vermonters aged 31-64 have received at least a first dose. About all of the 3,800 BIPOC Vermonters who are aged 65+ have received at least a first dose of a COVID-19 vaccine.



Data sources: Vermont Immunization Registry (IMR); Vermont Department of Health Population estimates (2019).

Data note: At the state level, numbers and percentages are capped at 100%. Population estimates, in some cases, may underestimate or overestimate the true population number.

Vaccination rates by race and ethnicity vary by age group and county.

Rates for BIPOC Vermonters are significantly lower than rates for non-Hispanic whites in these age groups and counties.

Age 5-11: Addison, Bennington, Caledonia, Orange, Rutland, Washington, Windsor

Age 12-30: Grand Isle, Windham

Age 31-64: Grand Isle

Age 65+: Caledonia, Franklin, Lamoille, Orange, Windsor

Data note: County findings are suppressed if either group has fewer than 50 people or if both groups have reached 95%.

COVID-19 Vaccination Rates by Race and Ethnicity

Key Takeaways

The conditions in which we live, work, and play, known as the social determinants of health, affect a wide range of health outcomes. Systems of structural oppression and racism greatly impact social determinants of health. In other words, even before the COVID-19 pandemic, not everyone in Vermont had equal access to the conditions that favor health. COVID-19 shines a light on these inequities. BIPOC Vermonters are at disproportionate risk for poor health outcomes, including COVID-19. In addition, this population is at higher risk for more serious outcomes, such as hospitalization, and may lack access to information and resources. For more information on what the Vermont Department of Health is doing to mitigate racial and ethnic health disparities, please visit www.healthvermont.gov/about-us/our-vision-mission/health-equity

For more information: COVID-19 Vaccination Data Team,
AHS.VDHHSCOVIDVaccinationData@vermont.gov